The Sentiment King

The Sentiment King
100 Stock Report *

January 30, 2026

*These calculations and charts are based on sentiment data obtained from the CBOE, which is believed to be reliable. We make no representation or warranty as to the accuracy, completeness, or suitability of the source data and disclaim any liability for errors, omissions, or losses resulting from its use.

Table of Contents

AAPL Apple
ABBV AbbVie
ABNB Airbnb
ABT Abbott Laboratories
ACN Accenture
ADBE Adobe
ADI Analog Devices
AMAT Applied Materials
AMD Advanced Micro Devices
AMGN Amgen
AMZN Amazon
ANET Arista Networks
ASML ASML Holding
AVGO Broadcom
AXP American Express
BA Boeing
BAC Bank of America
BKNG Booking Holdings
BMY Bristol-Myers Squibb
C Citigroup
CAT Caterpillar
CMCSA Comcast
CMG Chipotle Mexican Grill
COP ConocoPhillips
COST Costco Wholesale
CRM Salesforce
CRWD CrowdStrike
CSCO Cisco Systems
CVS CVS Health
CVX Chevron
DELL Dell
DHR Danaher
DIS Walt Disney
ETN Eaton
F Ford Motor
FCX Freeport-McMoRan
GE GE Aerospace
GM General Motors
GME GameStop
GOOG Alphabet Class C
GOOGL Alphabet Class A
GS Goldman Sachs Group
HD Home Depot
HUM Humana
IBM IBM
INTC Intel
INTU Intuit
JNJ Johnson & Johnson
JPM JP Morgan Chase & Co.
KLAC KLA
KO Coca-Cola
LIN Linde plc Ordinary Shares
LLY Eli Lilly
LRCX Lam Research
LULU lululemon
MA Mastercard
MCD McDonald's
MELI Mercado Libre
META Meta
MRK Merck
MRVL Marvell Technology
MS Morgan Stanley
MSFT Microsoft
MSTR Strategy Inc Class A
MU Micron
NFLX Netflix
NKE Nike
NOW ServiceNow
NVDA NVIDIA
ORCL Oracle
PANW Palo Alto
PDD PDD Holdings
PEP PepsiCo
PFE Pfizer
PG Procter & Gamble
PLTR Palantir Technologies
PYPL PayPal
QCOM QUALCOMM
RTX RTX
SBUX Starbucks
SNOW Snowflake
SNPS Synopsys
T AT&T
TGT Target
TMO Thermo Fisher Scientific
TMUS T-Mobile
TSLA Tesla
TSM Taiwan Semiconductor
TXN Texas Instruments
UBER Uber
UNH UnitedHealth Group
V Visa
VZ Verizon
WFC Wells Fargo
WMT Walmart
XOM Exxon Mobil

This report is intended to help analysts and investors, who have already decided what stock to buy or sell, determine the best time to buy or sell it. It's also the first serious effort to include investor sentiment into the decision. The 100 stocks were chosen, in part, by high dollar activity in the option market. This requirement was needed to obtain reliable sentiment estimates.

The report is based on these four metrics.

The "Puts vs Calls" Ranking System

Every day the CBOE publishes the amount of money (premium) going into directional puts and calls on individual stocks. The Sentiment King adds the money going into each over 20 days and compares them. We chart the results on our Red Zone - Green Zone graphing system, which ranks the current ratio against historic norms. This indicates how bullish or bearish investors are on the stock. Using twenty days gives the results longer term meaning.

For the general market, Red Zone or Green Zone action signals occur at +9.0 and higher, or minus 9.0 and lower. These levels represent excessive bullish or bearish sentiment. With individual stocks an action signal is +9.5 or higher, or minus 9.5 or lower.

If an investor decides to buy a stock, and it's in the Red Zone, they'll probably get a better price if they wait. If they decide to sell a stock and it's in the Green Zone, they can probably sell at a better price if they wait.

Average Directional Put Buying

While the puts to calls ratio compares put buying to call buying over the last twenty days, this metric measures just the put side. It shows the average dollar amount going into directional puts over the last 20 days, with the two highest days excluded from the average. We believe it can be helpful to see just the dollar amount of puts purchased at the ask price over a four-week period.

The 100 Day RSI

While most use Wilder's relative strength (RSI) for the short term, we adjust the RSI parameters for measuring trends of from three to six months. We indicate a stock with an RSI over 57.5 at an extreme high, and an RSI below 42.5 as at an extreme low. This intermediate-term RSI also helps an analyst decide on the whether it's the right time to buy or sell their chosen stock.

Modified Bollinger Bands

Our modified Bollinger bands are based on a 100-day moving average and lines that represent 2.25 standard deviations above and below the average. We found that these lines often act as support and resistance and indicate when the price has become or overbought or oversold for the intermediate-term,. It is often significant when the price breaks above or below a line temporarily.

January 30, 2026

The 100 Stock PUTS vs CALLS Ranking

This table, which compares directional money going into puts versus calls over 20 days, ranks stocks by how bearish or bullish the ratio is against historic norms. The ranking is done using the Red Zone - Green Zone ranking system. Actionable signals in the table are shown by red or green colors. The number to the left of the ticker symbol indicates the page in the report. This information is intended to help analysts and investors who have decided what to buy or sell, decide on when to buy or sell it.

Ticker	Company	Rank
INTU	Intuit	-10.00
ABT	Abbott Laboratories	-10.00
ORCL	Oracle	-9.96
NOW	ServiceNow	-9.76
TMUS	T-Mobile	-9.72
ADBE	Adobe	-9.62
UNH	UnitedHealth Group	-9.46
PDD	PDD Holdings	-9.44
MSTR	Strategy Inc Class A	-9.44
PG	Procter & Gamble	-9.40
SBUX	Starbucks	-9.24
NKE	Nike	-9.14
HD	Home Depot	-8.88
PEP	PepsiCo	-8.82
MSFT	Microsoft	-8.76
LULU	lululemon	-8.66
TGT	Target	-8.42
NFLX	Netflix	-8.24
CRM	Salesforce	-8.16
HUM	Humana	-8.10
DELL	Dell	-7.86
V	Visa	-7.24
META	Meta	-7.18
ABNB	Airbnb	-6.42
COST	Costco Wholesale	-6.16
T	AT&T	-6.12
PLTR	Palantir Technologies	-5.96
DHR	Danaher	-5.30
AAPL	Apple	-4.44
MRVL	Marvell Technology	-3.94
QCOM	QUALCOMM	-3.74
PANW	Palo Alto	-3.24

Ticker	Company	Rank
CMG	Chipotle Mexican Grill	-2.96
PYPL	PayPal	-2.82
BAC	Bank of America	-2.78
LLY	Eli Lilly	-2.40
LIN	Linde plc Ordinary Shares	-2.14
DIS	Walt Disney	-1.92
MA	Mastercard	-1.76
AMD	Advanced Micro Devices	-1.58
ABBV	AbbVie	-0.78
UBER	Uber	0.04
CSCO	Cisco Systems	0.44
CRWD	CrowdStrike	0.50
VZ	Verizon	0.66
AMGN	Amgen	0.82
F	Ford Motor	1.38
MELI	MercadoLibre	1.60
ASML	ASML Holding	1.66
NVDA	NVIDIA	1.76
TSLA	Tesla	1.76
TSM	Taiwan Semiconductor	1.82
SNOW	Snowflake	1.94
ACN	Accenture	2.06
WFC	Wells Fargo	2.22
AVGO	Broadcom	2.44
PFE	Pfizer	2.48
CMCSA	Comcast	2.58
GE	GE Aerospace	2.68
CVS	CVS Health	3.04
JPM	JP Morgan Chase & Co.	3.04
TMO	Thermo Fisher Scientific	3.36
BKNG	Booking Holdings	3.84
GS	Goldman Sachs Group	4.18

Ticker	Company	Rank
C	Citigroup	4.62
IBM	IBM	4.74
SNPS	Synopsys	4.86
GM	General Motors	5.08
ADI	Analog Devices	5.18
KO	Coca-Cola	5.26
COP	ConocoPhillips	5.50
KLAC	KLA	5.66
GOOG	Alphabet Class C	5.84
WMT	Walmart	6.02
MRK	Merck	6.06
MS	Morgan Stanley	6.12
JNJ	Johnson & Johnson	6.16
ETN	Eaton	6.30
BMY	Bristol-Myers Squibb	6.30
MU	Micron	6.32
AMAT	Applied Materials	6.58
AMZN	Amazon	6.88
ANET	Arista Networks	6.92
CVX	Chevron	7.00
LRCX	Lam Research	7.62
GOOGL	Alphabet Class A	7.74
AXP	American Express	7.98
RTX	RTX	8.00
CAT	Caterpillar	8.40
MCD	McDonald's	8.90
XOM	Exxon Mobil	9.02
INTC	Intel	9.18
GME	GameStop	9.20
BA	Boeing	9.36
TXN	Texas Instruments	9.82
FCX	Freeport-McMoRan	9.88

January 30, 2026

The 100 Day RSI

While most use Wilder's relative strength for the short term, we adjust the RSI parameters to indicate intermediate-term trends of from three to six months. This table ranks each stock by its 100 Day RSI. We've indicated with red and green, stocks with high and low RSI readings. The number to the left of the ticker symbol indicates the page in the report.

Ticker	Company	Rank
BMY	Bristol-Myers Squibb	62.3
MRK	Merck	61.8
JNJ	Johnson & Johnson	60.0
TMO	Thermo Fisher Scientific	59.8
GM	General Motors	58.9
GOOG	Alphabet Class C	58.7
F	Ford Motor	58.5
KO	Coca-Cola	58.4
DHR	Danaher	57.6
GOOGL	Alphabet Class A	57.5
MU	Micron	57.1
WMT	Walmart	56.9
PEP	PepsiCo	56.5
INTC	Intel	55.9
TXN	Texas Instruments	54.8
XOM	Exxon Mobil	54.5
TSM	Taiwan Semiconductor	54.3
CSCO	Cisco Systems	54.3
SBUX	Starbucks	54.2
LLY	Eli Lilly	54.0
ADI	Analog Devices	53.8
V	Visa	53.7
COP	ConocoPhillips	53.7
MRVL	Marvell Technology	53.6
CVX	Chevron	53.6
AMD	Advanced Micro Devices	53.5
CMG	Chipotle Mexican Grill	53.3
ASML	ASML Holding	53.1
LRCX	Lam Research	52.9
CAT	Caterpillar	52.7
COST	Costco Wholesale	52.6
RTX	RTX	52.4

Ticker	Company	Rank
AMGN	Amgen	52.2
VZ	Verizon	52.0
MS	Morgan Stanley	51.7
NVDA	NVIDIA	51.7
ABBV	AbbVie	51.5
BA	Boeing	51.5
AXP	American Express	51.3
HD	Home Depot	51.1
ACN	Accenture	51.1
TSLA	Tesla	51.1
PG	Procter & Gamble	50.7
AAPL	Apple	50.7
ORCL	Oracle	50.7
AMAT	Applied Materials	50.5
PYPL	PayPal	50.4
WFC	Wells Fargo	50.4
PFE	Pfizer	50.2
GS	Goldman Sachs Group	50.2
LULU	lululemon	50.0
CRWD	CrowdStrike	49.8
DELL	Dell	49.5
MA	Mastercard	49.5
MCD	McDonald's	49.5
KLAC	KLA	49.2
BAC	Bank of America	49.1
LIN	Linde plc Ordinary Shares	48.5
DIS	Walt Disney	48.5
IBM	IBM	48.3
QCOM	QUALCOMM	48.3
META	Meta	48.2
ETN	Eaton	48.2
UNH	UnitedHealth Group	47.9

Ticker	Company	Rank
PLTR	Palantir Technologies	47.8
UBER	Uber	47.7
ABNB	Airbnb	47.7
GE	GE Aerospace	47.7
TMUS	T-Mobile	47.5
T	AT&T	47.4
C	Citigroup	47.3
JPM	JP Morgan Chase & Co.	47.0
MELI	MercadoLibre	46.5
TGT	Target	46.2
AVGO	Broadcom	46.0
CRM	Salesforce	45.8
ABT	Abbott Laboratories	45.8
NKE	Nike	45.8
FCX	Freeport-McMoRan	45.7
BKNG	Booking Holdings	45.6
AMZN	Amazon	45.5
PANW	Palo Alto	45.5
ADBE	Adobe	45.5
ANET	Arista Networks	45.3
INTU	Intuit	45.2
SNOW	Snowflake	44.3
PDD	PDD Holdings	44.2
MSTR	Strategy Inc Class A	44.1
HUM	Humana	41.2
CVS	CVS Health	41.1
SNPS	Synopsys	40.9
MSFT	Microsoft	40.4
NFLX	Netflix	25.6
NOW	ServiceNow	25.6
CMCSA	Comcast	#N/A
GME	GameStop	#N/A

January 30, 2026

AAPL

The Sentiment King

January 30, 2026

Investor Expectations For AAPL

The Sentiment King

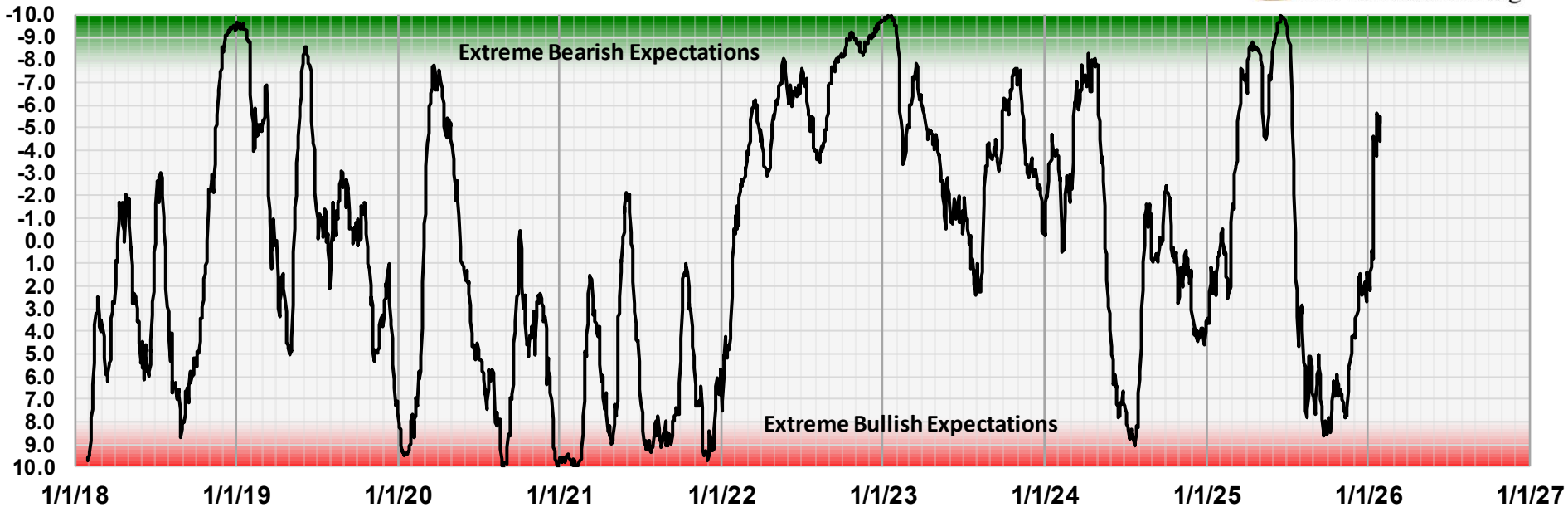

January 30, 2026
AAPL
The Sentiment King
$280
$230
$180
$130
$80
$30
1/1/18
1/1/19
1/1/20
1/1/21
1/1/22
1/1/23
1/1/24
1/1/25
1/1/26
1/1/27

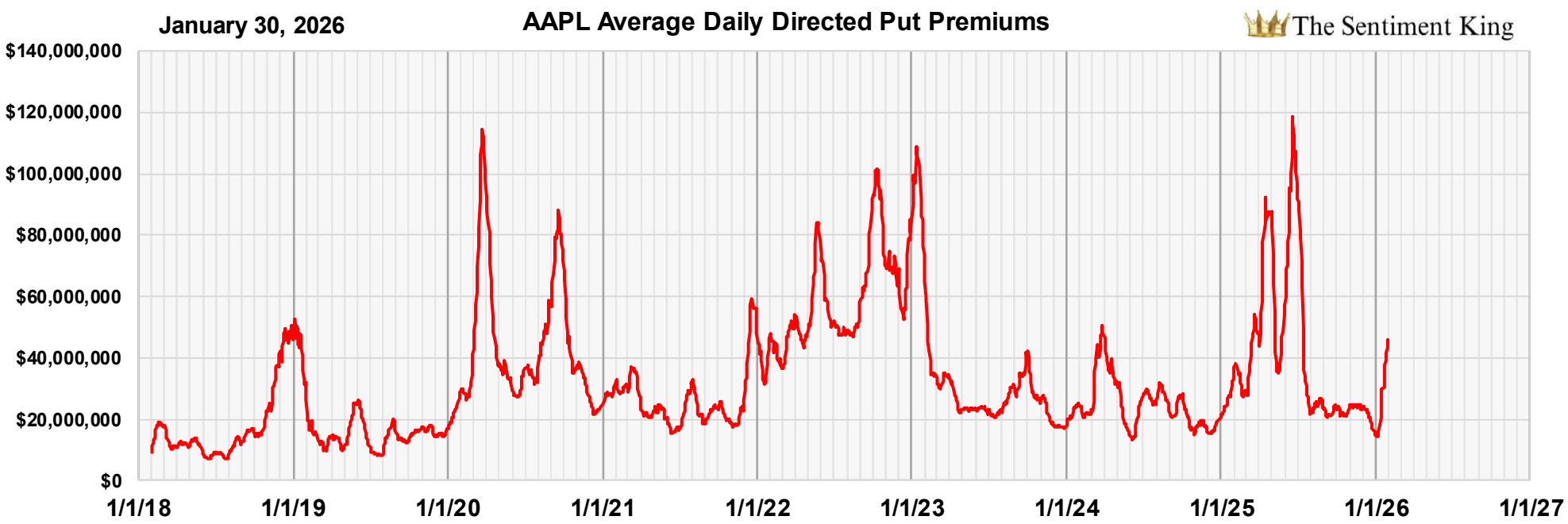
January 30, 2026
AAPL Average Daily Directed Put Premiums
The Sentiment King
$140,000,000
$120,000,000
$100,000,000
$80,000,000
$60,000,000
$40,000,000
$20,000,000
$0
1/1/18
1/1/19
1/1/20
1/1/21
1/1/22
1/1/23
1/1/24
1/1/25
1/1/26
1/1/27

January 30, 2026

AAPL

The Sentiment King

100 Day RSI

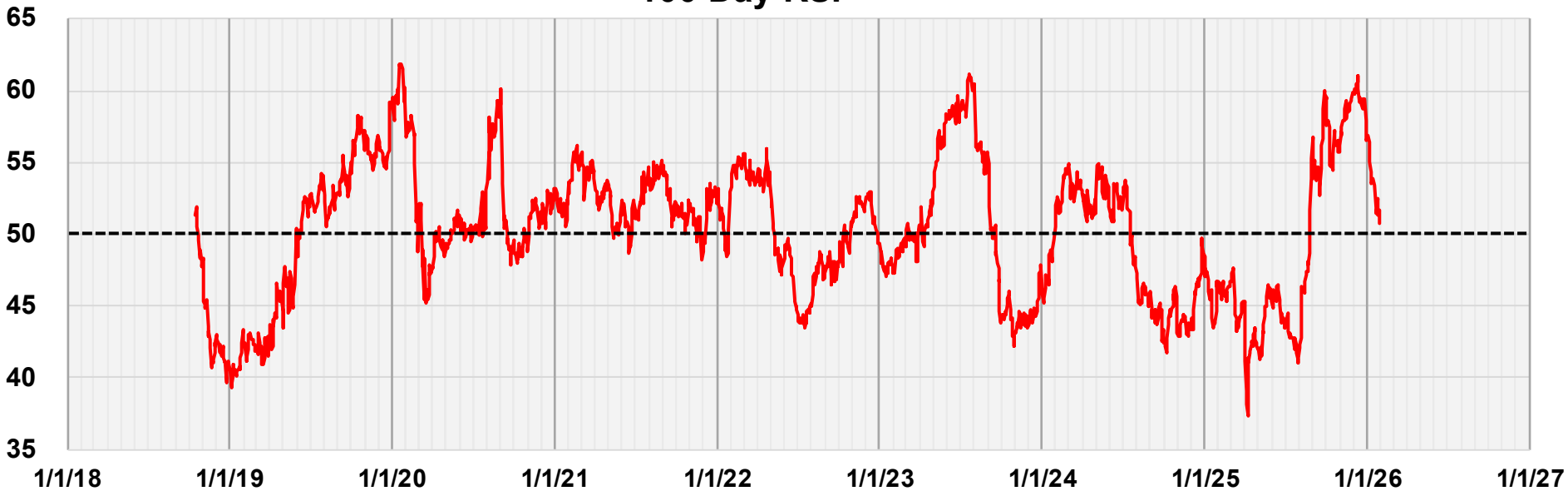

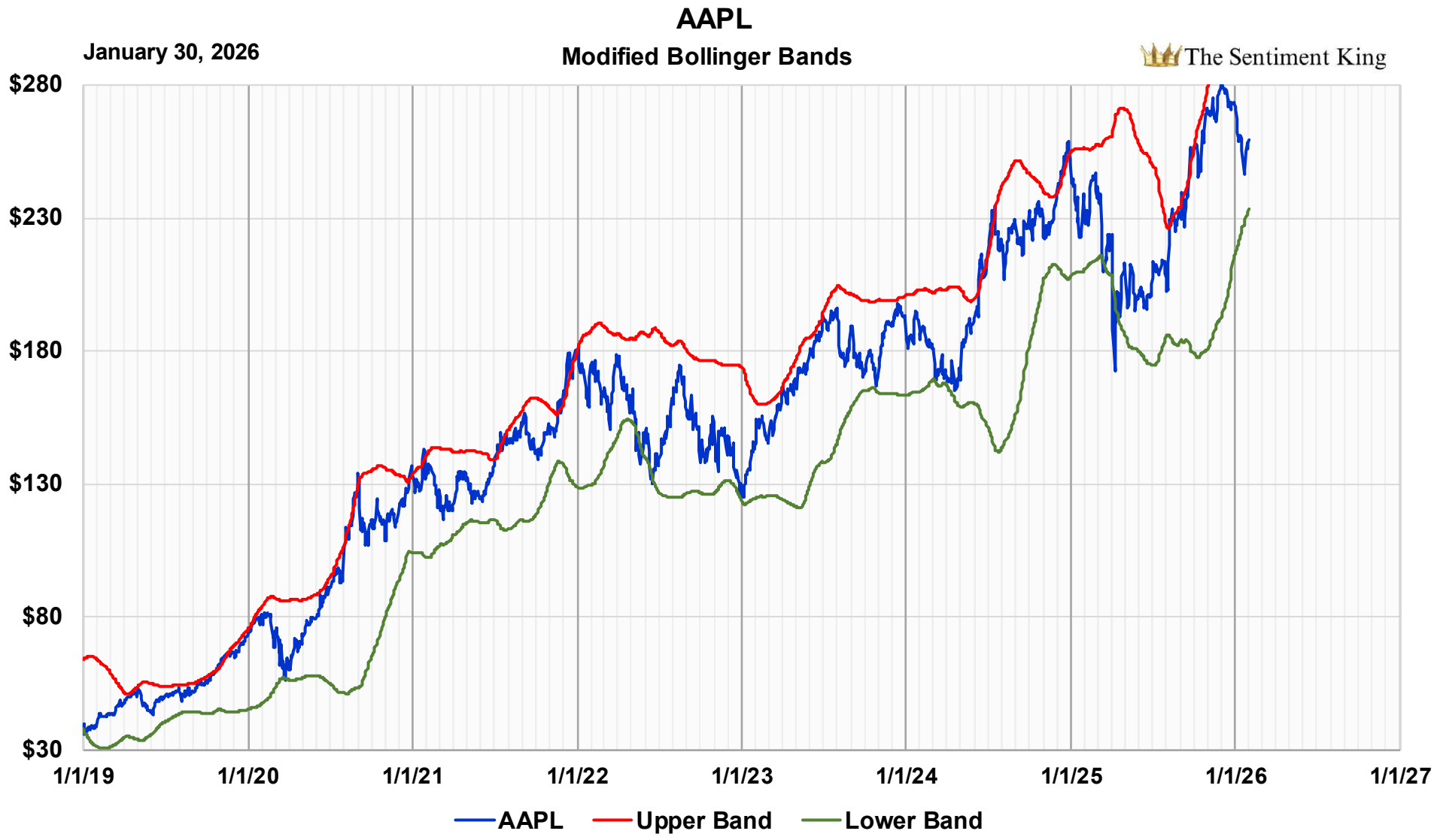
AAPL
January 30, 2026
Modified Bollinger Bands
The Sentiment King
$280
$230
$180
$130
$80
$30
1/1/19
1/1/20
1/1/21
1/1/22
1/1/23
1/1/24
1/1/25
1/1/26
1/1/27
AAPL
Upper Band
Lower Band

January 30, 2026
ABBV
Sentiment King
$250
$225
$200
$175
$150
$125
$100
$75
$50
1/1/18
1/1/19
1/1/20
1/1/21
1/1/22
1/1/23
1/1/24
1/1/25
1/1/26
1/1/27

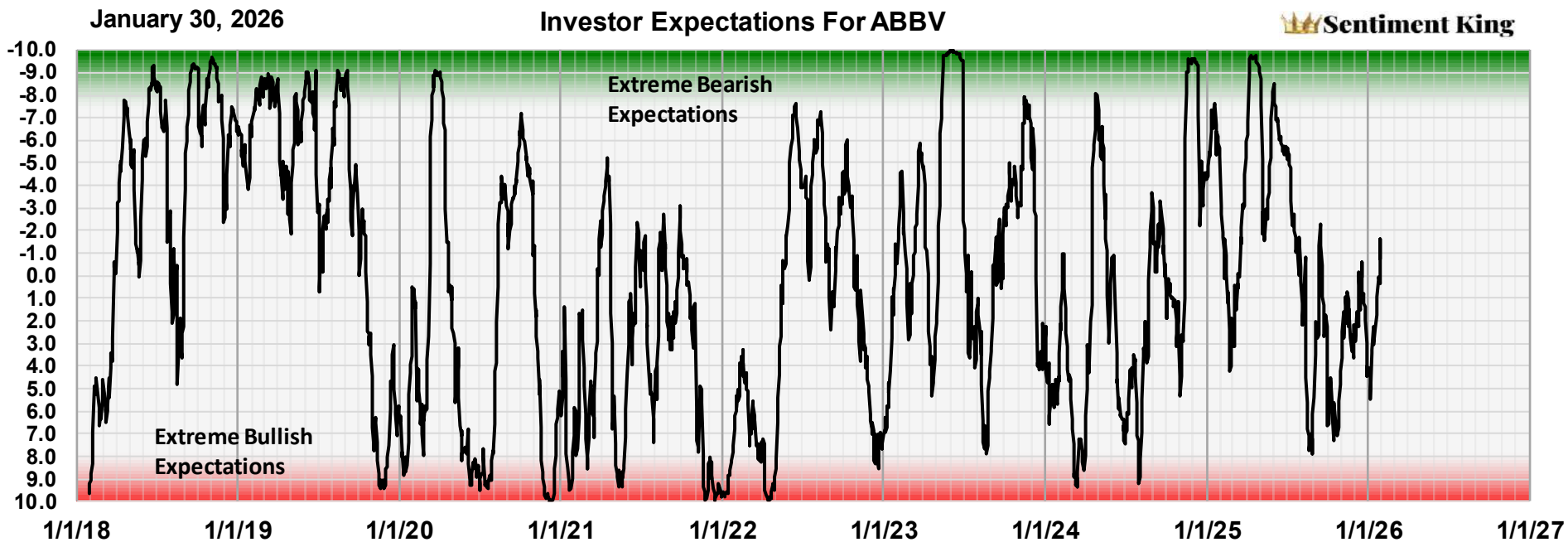
January 30, 2026
Investor Expectations For ABBV
Sentiment King
Extreme Bearish Expectations
Extreme Bullish Expectations
-10.0
-9.0
-8.0
-7.0
-6.0
-5.0
-4.0
-3.0
-2.0
-1.0
0.0
1.0
2.0
3.0
4.0
5.0
6.0
7.0
8.0
9.0
10.0
1/1/18
1/1/19
1/1/20
1/1/21
1/1/22
1/1/23
1/1/24
1/1/25
1/1/26
1/1/27

January 30, 2026
ABBV
Sentiment King
$250
$225
$200
$175
$150
$125
$100
$75
$50
1/1/18
1/1/19
1/1/20
1/1/21
1/1/22
1/1/23
1/1/24
1/1/25
1/1/26
1/1/27

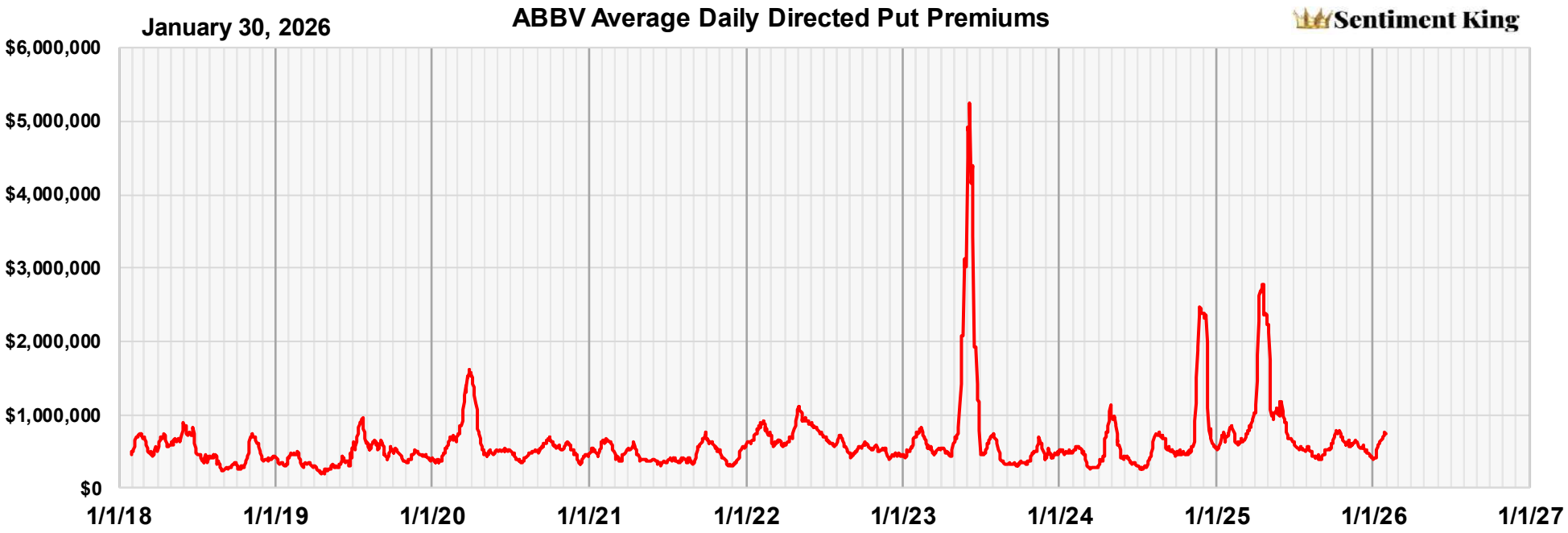
January 30, 2026
ABBV Average Daily Directed Put Premiums
Sentiment King
$6,000,000
$5,000,000
$4,000,000
$3,000,000
$2,000,000
$1,000,000
$0
1/1/18
1/1/19
1/1/20
1/1/21
1/1/22
1/1/23
1/1/24
1/1/25
1/1/26
1/1/27

January 30, 2026
ABBV
Sentiment King
$250
$225
$200
$175
$150
$125
$100
$75
$50
1/1/18
1/1/19
1/1/20
1/1/21
1/1/22
1/1/23
1/1/24
1/1/25
1/1/26
1/1/27

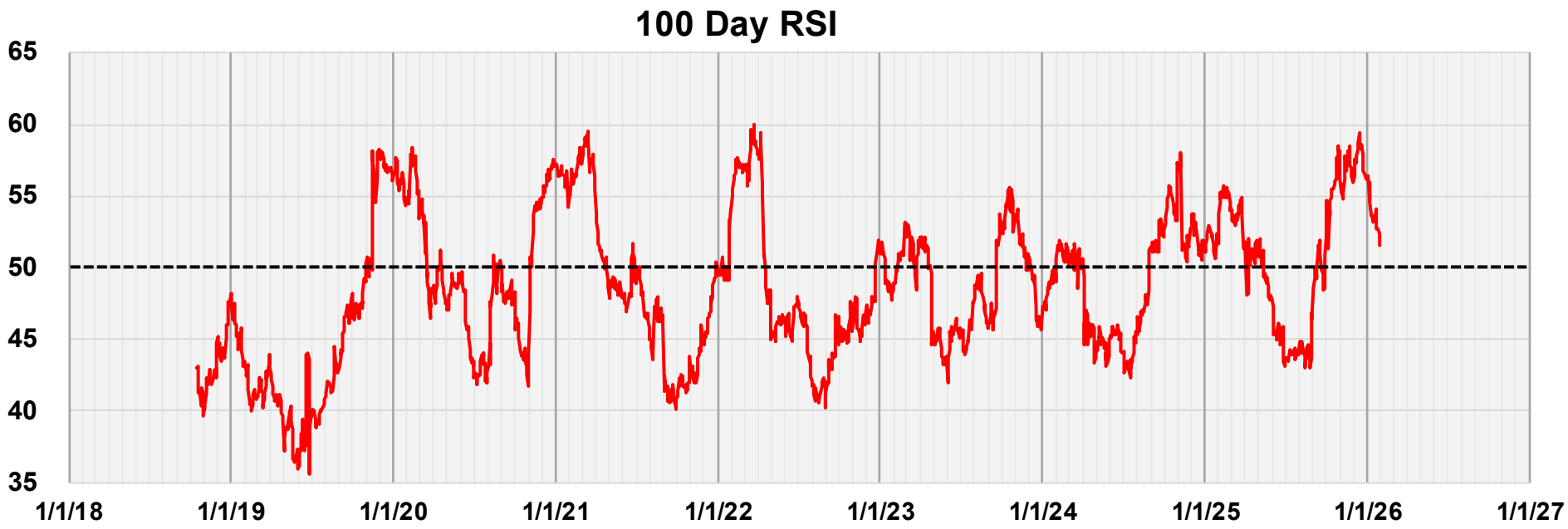
100 Day RSI
65
60
55
50
45
40
35
1/1/18
1/1/19
1/1/20
1/1/21
1/1/22
1/1/23
1/1/24
1/1/25
1/1/26
1/1/27

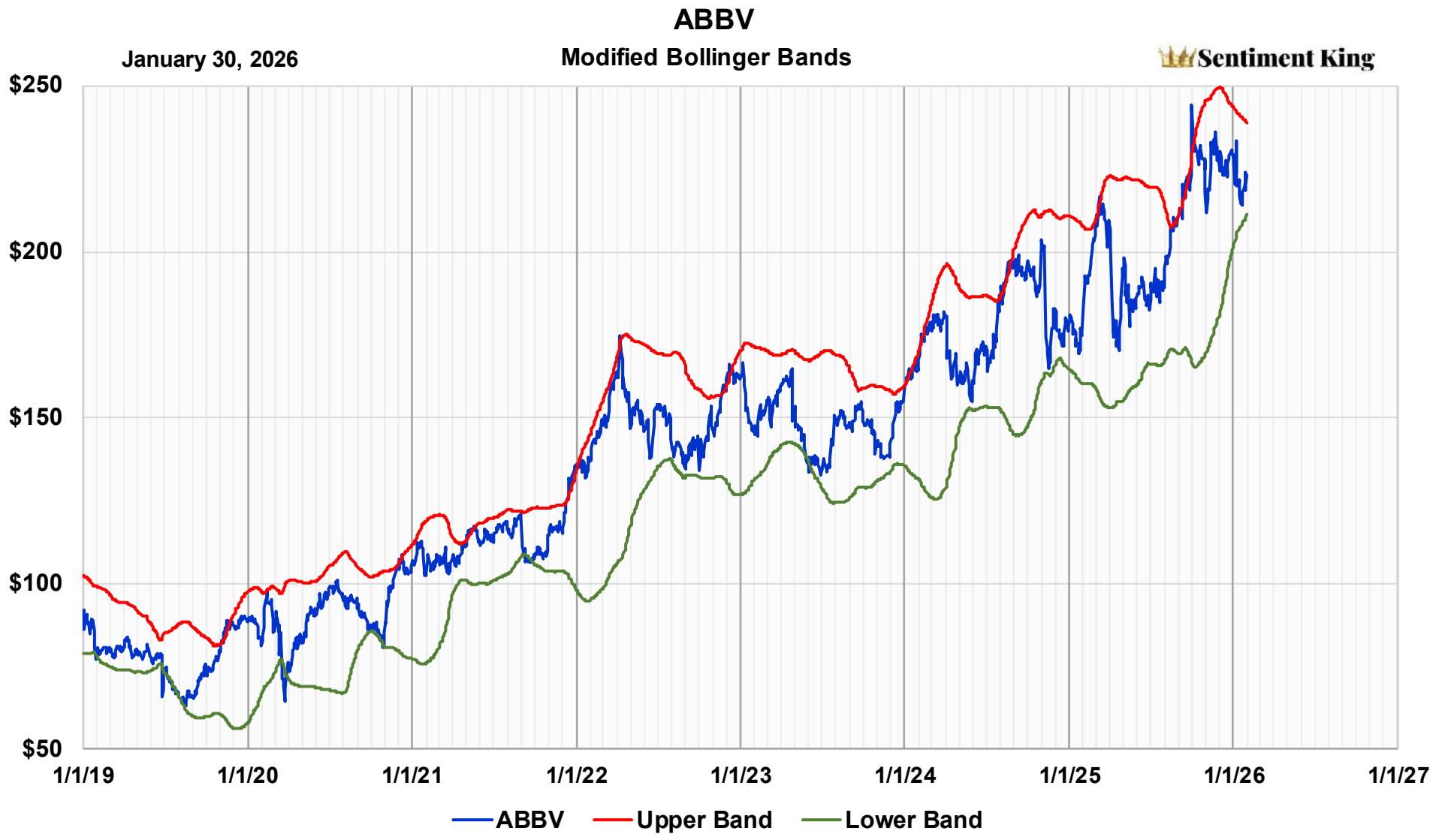
ABBV
January 30, 2026
Modified Bollinger Bands
Sentiment King
$250
$200
$150
$100
$50
1/1/19
1/1/20
1/1/21
1/1/22
1/1/23
1/1/24
1/1/25
1/1/26
1/1/27
ABBV
Upper Band
Lower Band

January 30, 2026
ABNB
Sentiment King
$250
$200
$150
$100
$50
1/1/18
1/1/19
1/1/20
1/1/21
1/1/22
1/1/23
1/1/24
1/1/25
1/1/26
1/1/27

January 30, 2026
Investor Expectations For ABNB
Sentiment King
Extreme Bearish Expectations
Extreme Bullish Expectations
-10.0
-9.0
-8.0
-7.0
-6.0
-5.0
-4.0
-3.0
-2.0
-1.0
0.0
1.0
2.0
3.0
4.0
5.0
6.0
7.0
8.0
9.0
10.0
1/1/18
1/1/19
1/1/20
1/1/21
1/1/22
1/1/23
1/1/24
1/1/25
1/1/26
1/1/27

January 30, 2026
ABNB
Sentiment King
$250
$200
$150
$100
$50
1/1/18
1/1/19
1/1/20
1/1/21
1/1/22
1/1/23
1/1/24
1/1/25
1/1/26
1/1/27

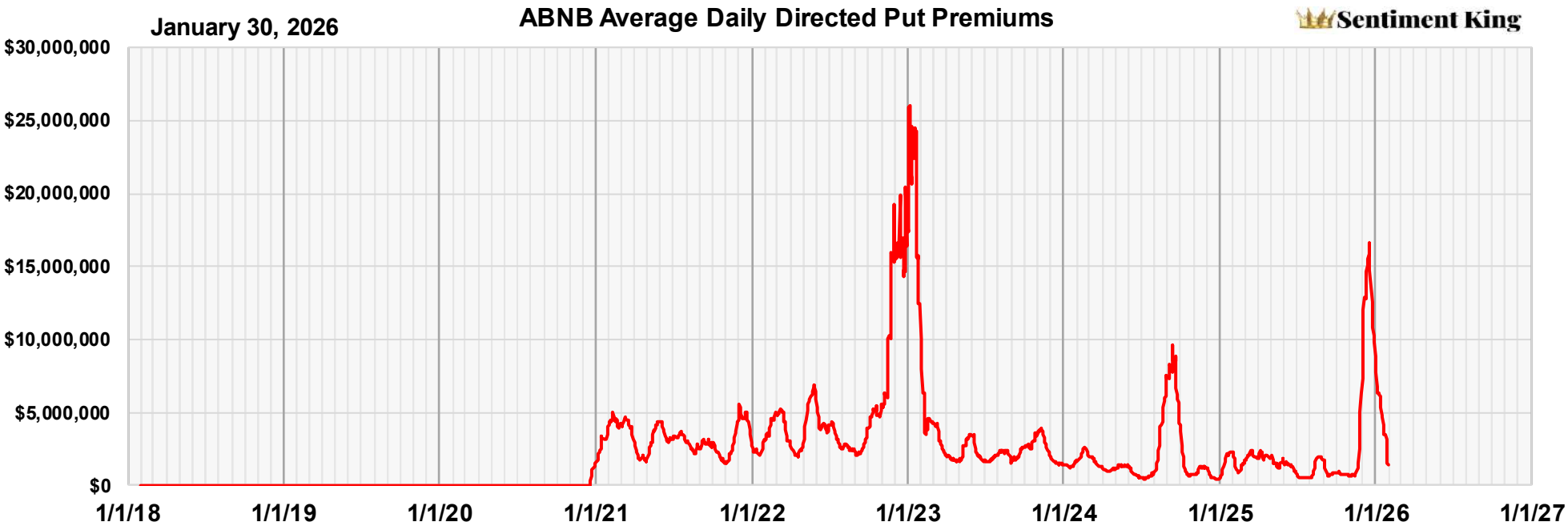
January 30, 2026
ABNB Average Daily Directed Put Premiums
Sentiment King
$30,000,000
$25,000,000
$20,000,000
$15,000,000
$10,000,000
$5,000,000
$0
1/1/18
1/1/19
1/1/20
1/1/21
1/1/22
1/1/23
1/1/24
1/1/25
1/1/26
1/1/27

January 30, 2026

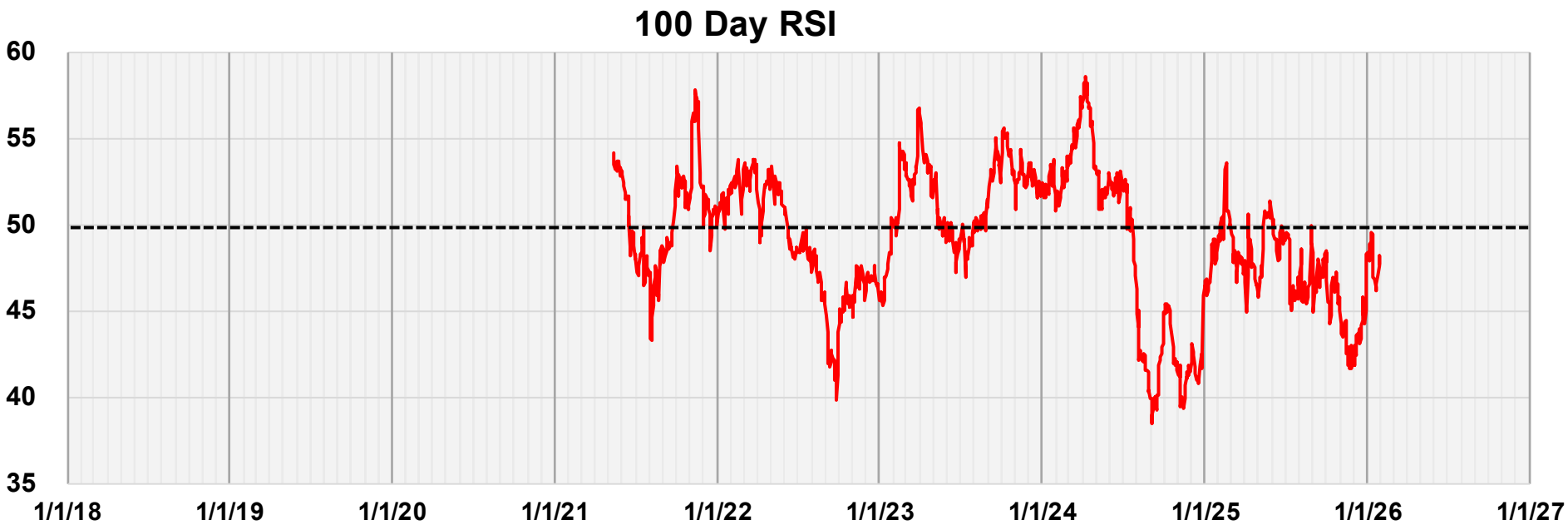

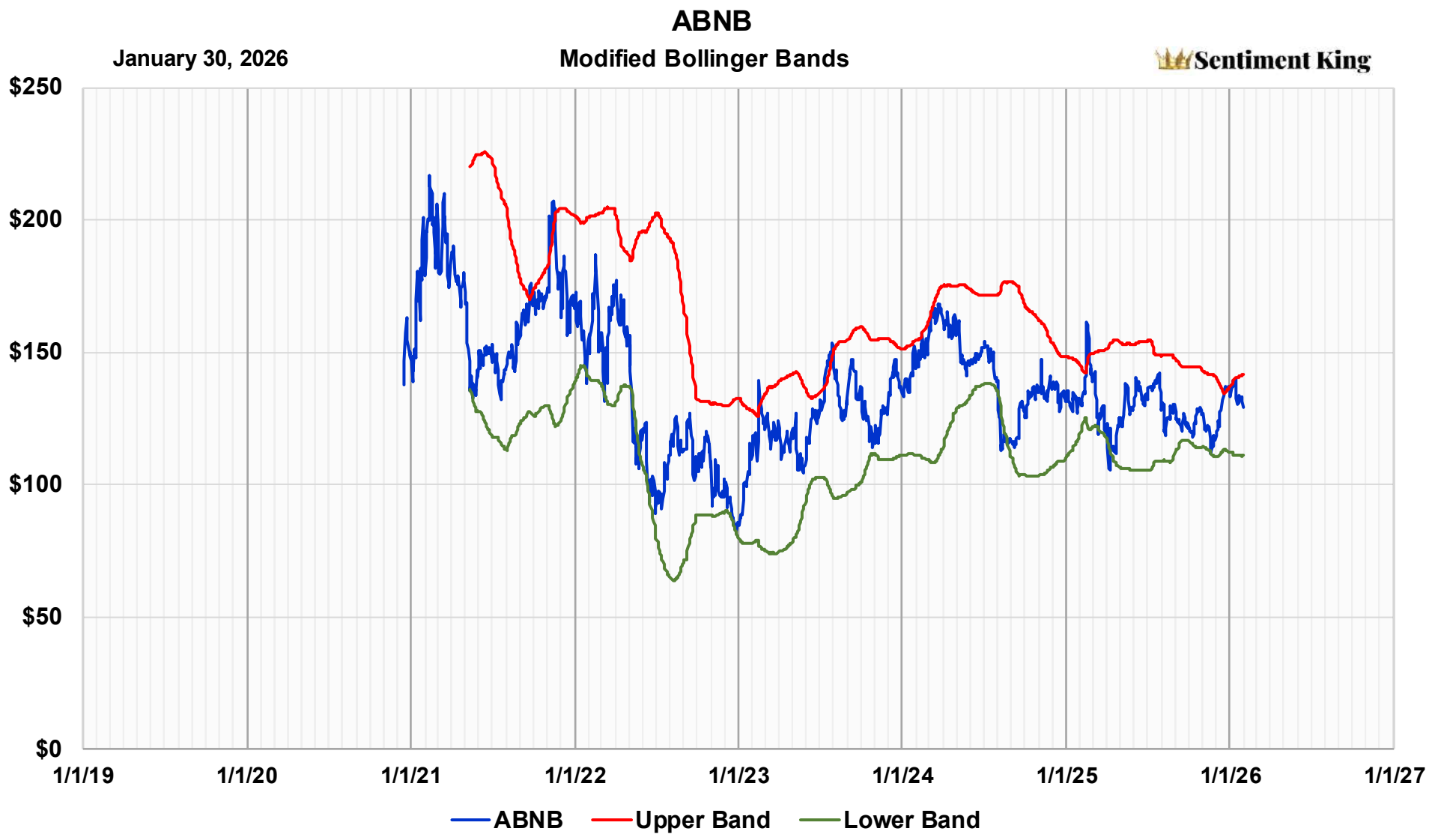
ABNB
January 30, 2026
Modified Bollinger Bands
Sentiment King
$250
$200
$150
$100
$50
$0
1/1/19
1/1/20
1/1/21
1/1/22
1/1/23
1/1/24
1/1/25
1/1/26
1/1/27
ABNB
Upper Band
Lower Band

January 30, 2026
ABT
Sentiment King
$150
$125
$100
$75
$50
1/1/18
1/1/19
1/1/20
1/1/21
1/1/22
1/1/23
1/1/24
1/1/25
1/1/26
1/1/27

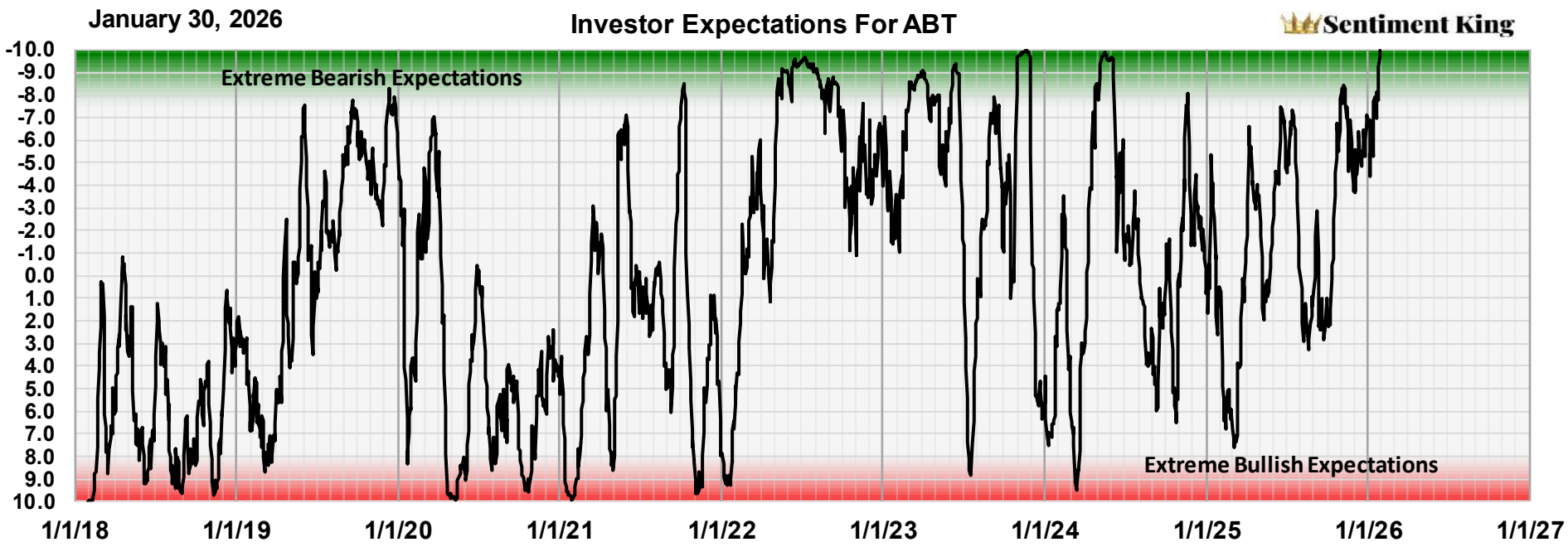
January 30, 2026
Investor Expectations For ABT
Sentiment King
Extreme Bearish Expectations
Extreme Bullish Expectations
-10.0
-9.0
-8.0
-7.0
-6.0
-5.0
-4.0
-3.0
-2.0
-1.0
0.0
1.0
2.0
3.0
4.0
5.0
6.0
7.0
8.0
9.0
10.0
1/1/18
1/1/19
1/1/20
1/1/21
1/1/22
1/1/23
1/1/24
1/1/25
1/1/26
1/1/27

January 30, 2026
ABT
Sentiment King
$150
$125
$100
$75
$50
1/1/18
1/1/19
1/1/20
1/1/21
1/1/22
1/1/23
1/1/24
1/1/25
1/1/26
1/1/27

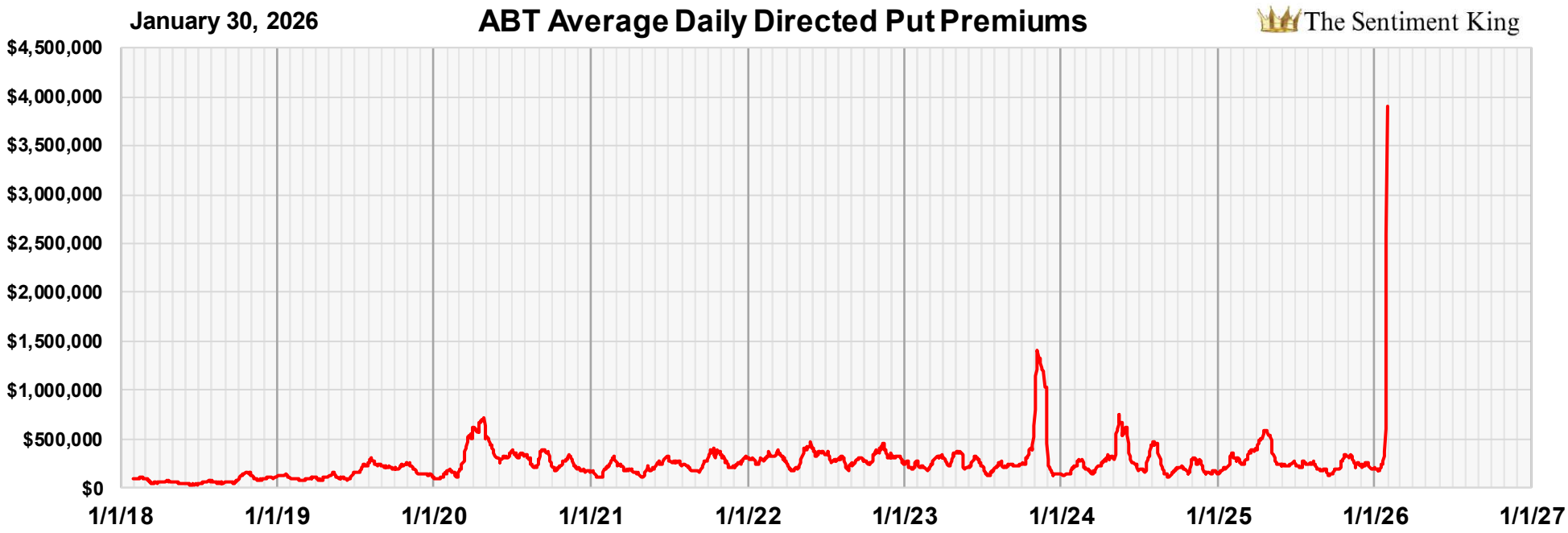
January 30, 2026
ABT Average Daily Directed Put Premiums
The Sentiment King
$4,500,000
$4,000,000
$3,500,000
$3,000,000
$2,500,000
$2,000,000
$1,500,000
$1,000,000
$500,000
$0
1/1/18
1/1/19
1/1/20
1/1/21
1/1/22
1/1/23
1/1/24
1/1/25
1/1/26
1/1/27

January 30, 2026

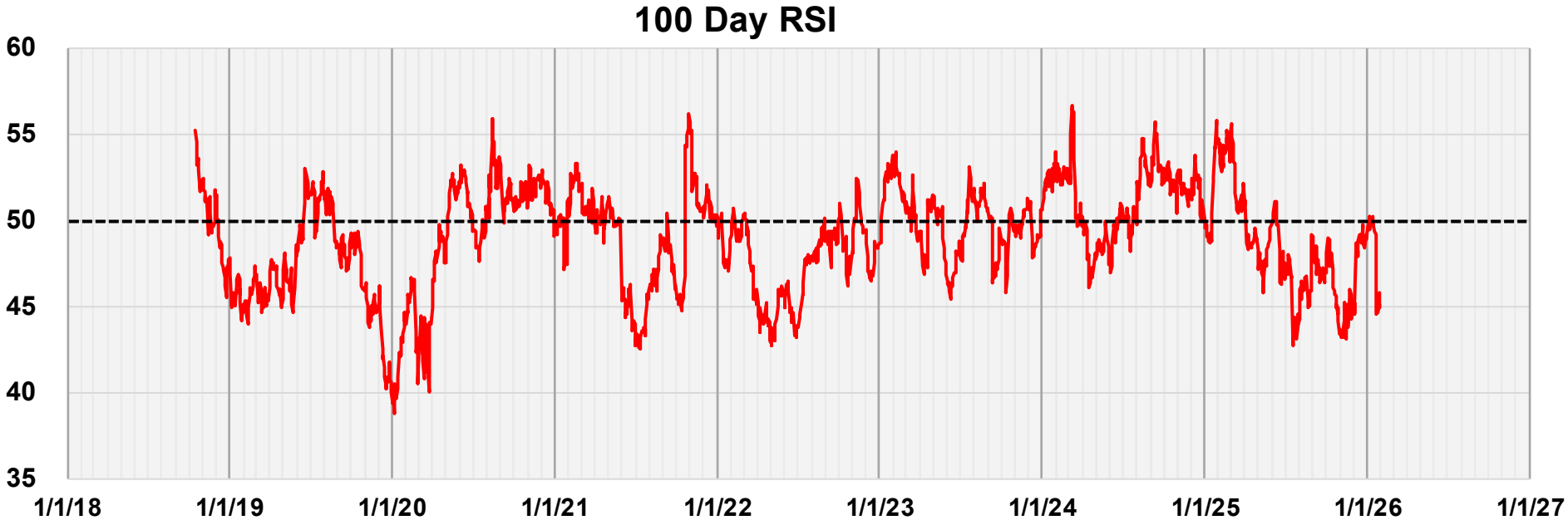

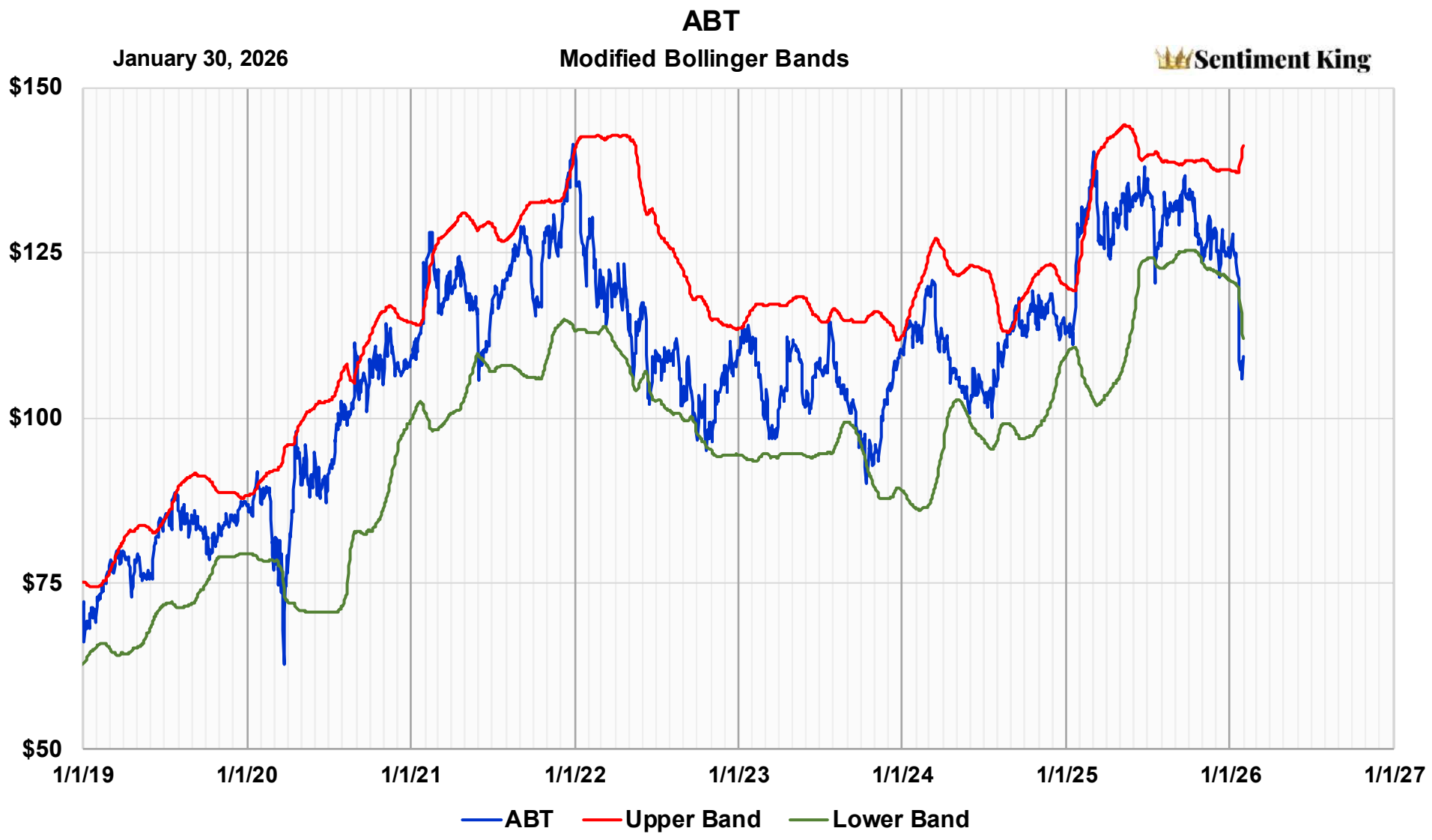
ABT
January 30, 2026
Modified Bollinger Bands
Sentiment King
$150
$125
$100
$75
$50
1/1/19
1/1/20
1/1/21
1/1/22
1/1/23
1/1/24
1/1/25
1/1/26
1/1/27
ABT
Upper Band
Lower Band

January 30, 2026

ACN

Sentiment King

January 30, 2026

Investor Expectations For ACN

Sentiment King

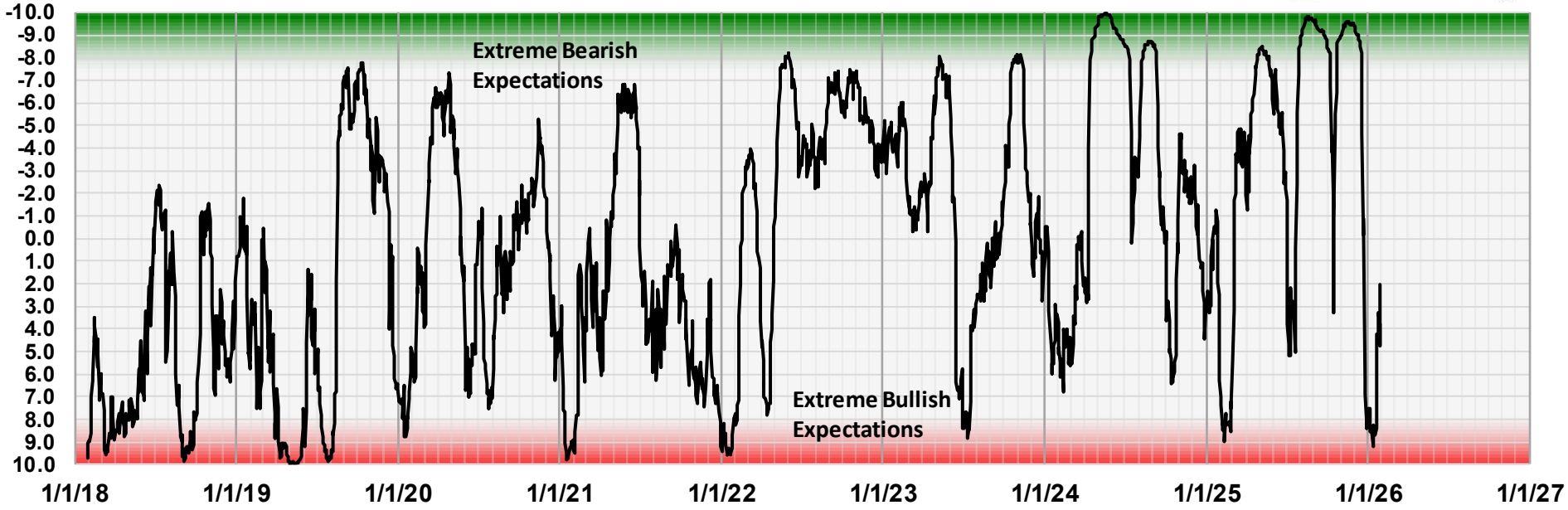

January 30, 2026
ACN
Sentiment King
$400
$200
$100
1/1/18
1/1/19
1/1/20
1/1/21
1/1/22
1/1/23
1/1/24
1/1/25
1/1/26
1/1/27

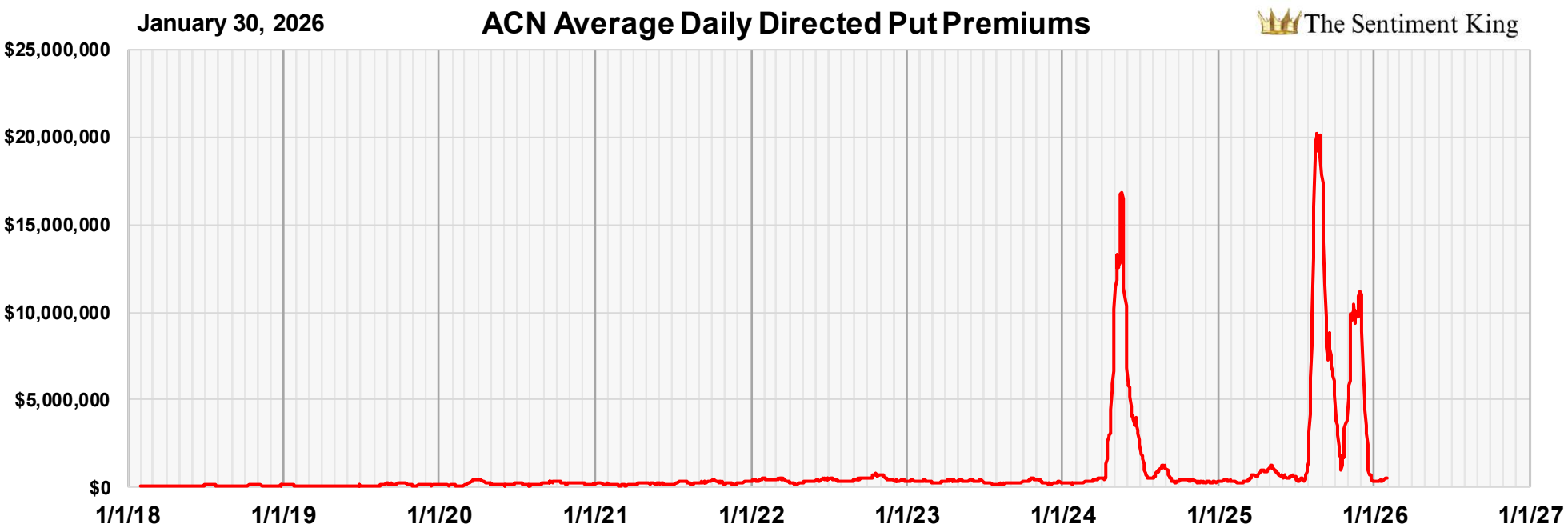
January 30, 2026
ACN Average Daily Directed Put Premiums
The Sentiment King
$25,000,000
$20,000,000
$15,000,000
$10,000,000
$5,000,000
$0
1/1/18
1/1/19
1/1/20
1/1/21
1/1/22
1/1/23
1/1/24
1/1/25
1/1/26
1/1/27

January 30, 2026

ACN

Sentiment King

100 Day RSI

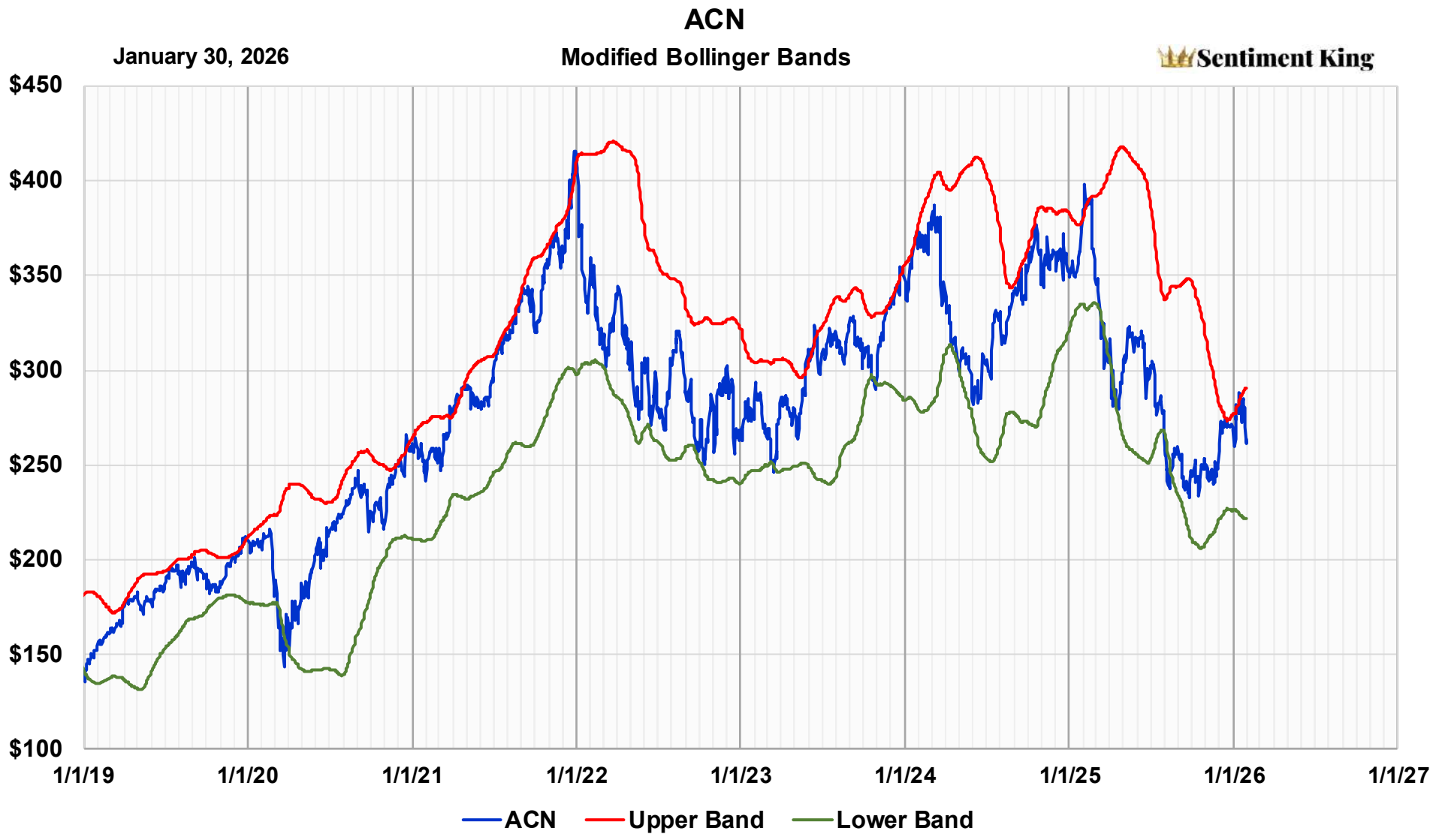
ACN
January 30, 2026
Modified Bollinger Bands
Sentiment King
$450
$400
$350
$300
$250
$200
$150
$100
1/1/19
1/1/20
1/1/21
1/1/22
1/1/23
1/1/24
1/1/25
1/1/26
1/1/27
ACN
Upper Band
Lower Band

January 30, 2026
ADBE
Sentiment King
$750
$650
$550
$450
$350
$250
$150
1/1/18
1/1/19
1/1/20
1/1/21
1/1/22
1/1/23
1/1/24
1/1/25
1/1/26
1/1/27

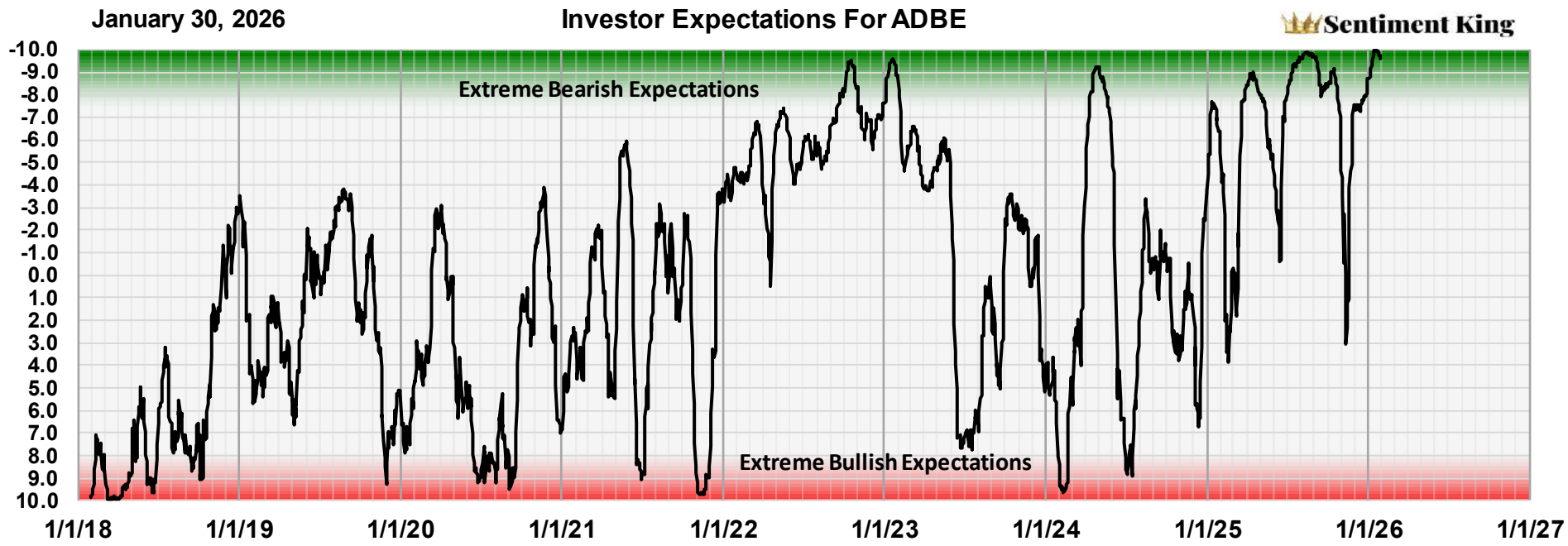
January 30, 2026
Investor Expectations For ADBE
Sentiment King
Extreme Bearish Expectations
Extreme Bullish Expectations
-10.0
-9.0
-8.0
-7.0
-6.0
-5.0
-4.0
-3.0
-2.0
-1.0
0.0
1.0
2.0
3.0
4.0
5.0
6.0
7.0
8.0
9.0
10.0
1/1/18
1/1/19
1/1/20
1/1/21
1/1/22
1/1/23
1/1/24
1/1/25
1/1/26
1/1/27

January 30, 2026
ADBE
Sentiment King
$750
$650
$550
$450
$350
$250
$150
1/1/18
1/1/19
1/1/20
1/1/21
1/1/22
1/1/23
1/1/24
1/1/25
1/1/26
1/1/27

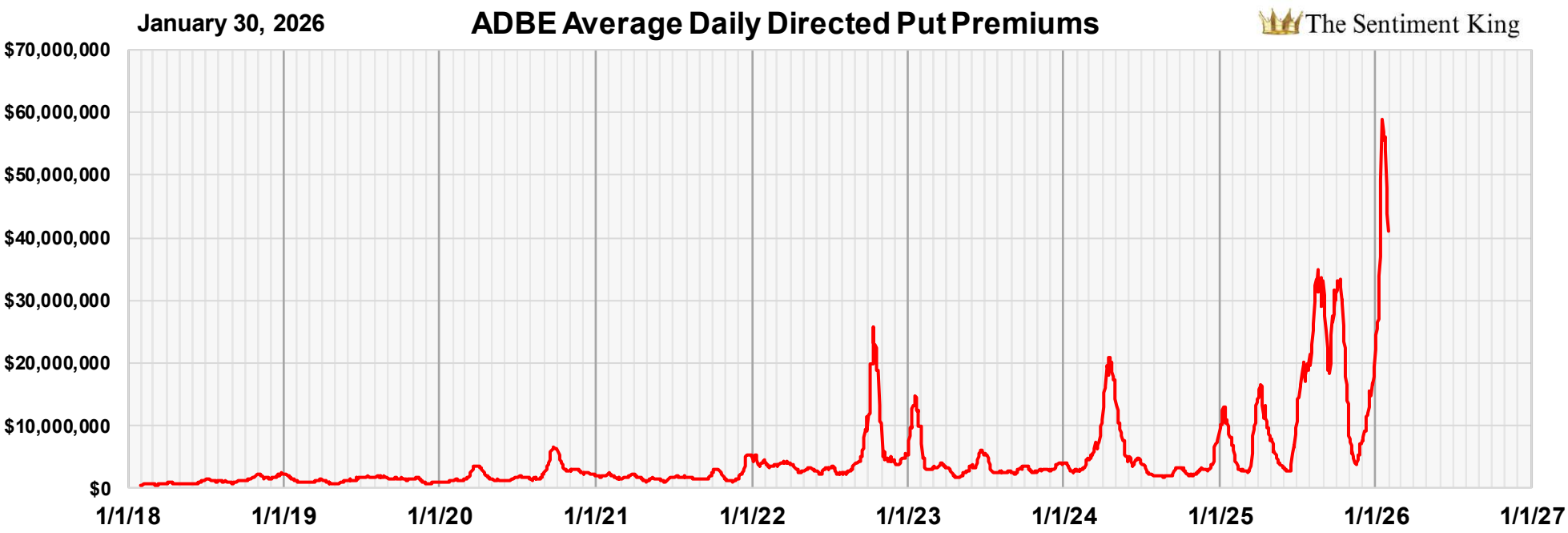
January 30, 2026
ADBE Average Daily Directed Put Premiums
The Sentiment King
$70,000,000
$60,000,000
$50,000,000
$40,000,000
$30,000,000
$20,000,000
$10,000,000
$0
1/1/18
1/1/19
1/1/20
1/1/21
1/1/22
1/1/23
1/1/24
1/1/25
1/1/26
1/1/27

January 30, 2026

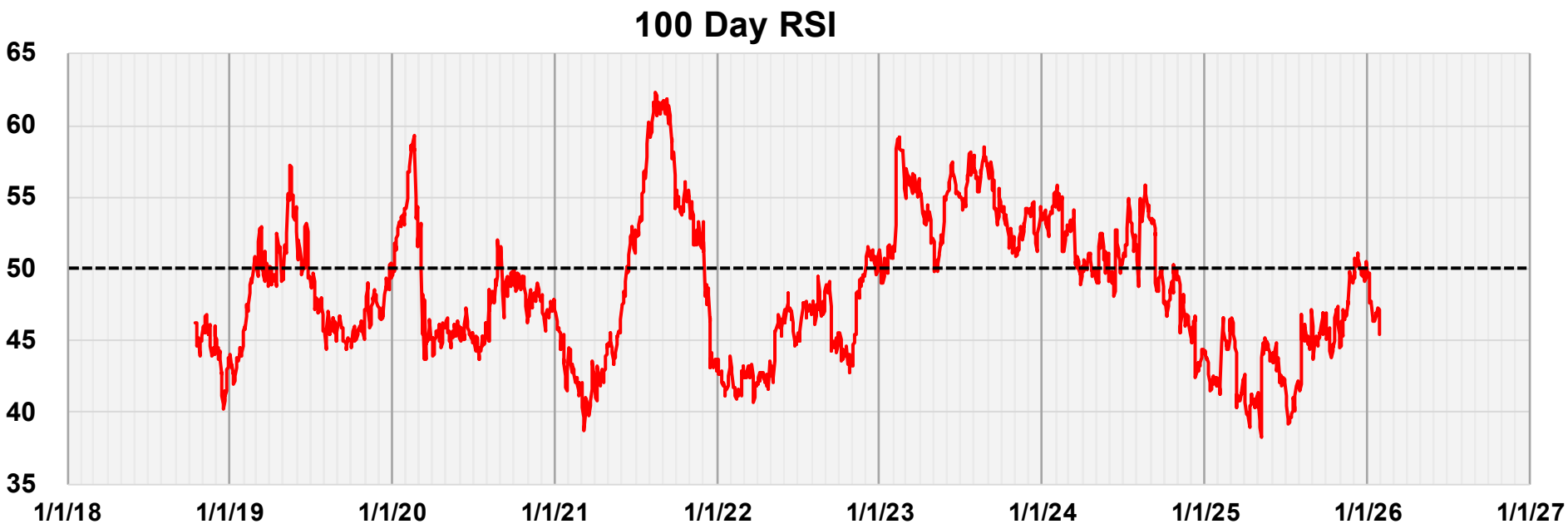

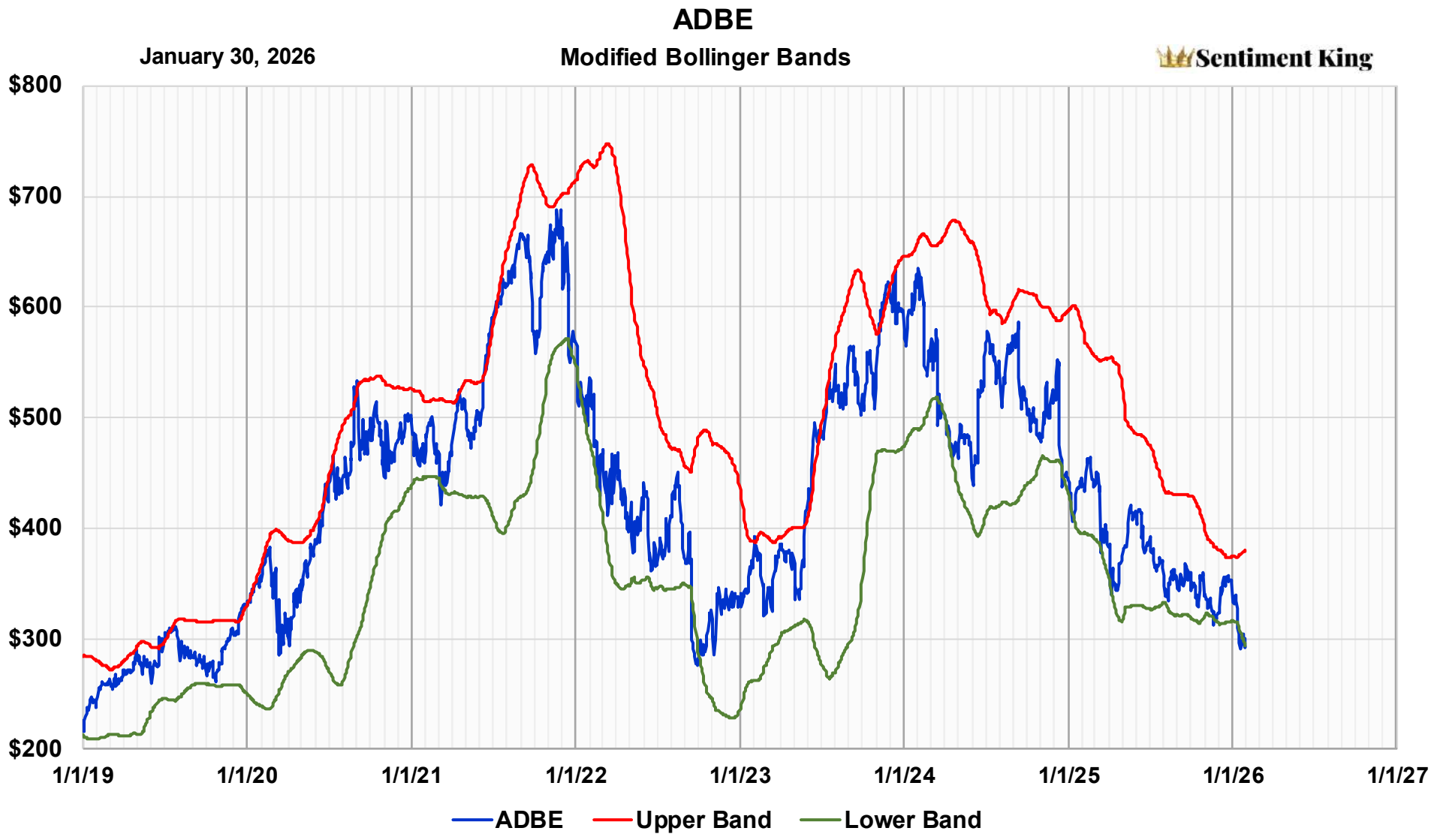
ADBE
January 30, 2026
Modified Bollinger Bands
Sentiment King
$800
$700
$600
$500
$400
$300
$200
1/1/19
1/1/20
1/1/21
1/1/22
1/1/23
1/1/24
1/1/25
1/1/26
1/1/27
ADBE
Upper Band
Lower Band

January 30, 2026
ADI
Sentiment King
$350
$325
$300
$275
$250
$225
$200
$175
$150
$125
$100
$75
$50
1/1/18
1/1/19
1/1/20
1/1/21
1/1/22
1/1/23
1/1/24
1/1/25
1/1/26
1/1/27

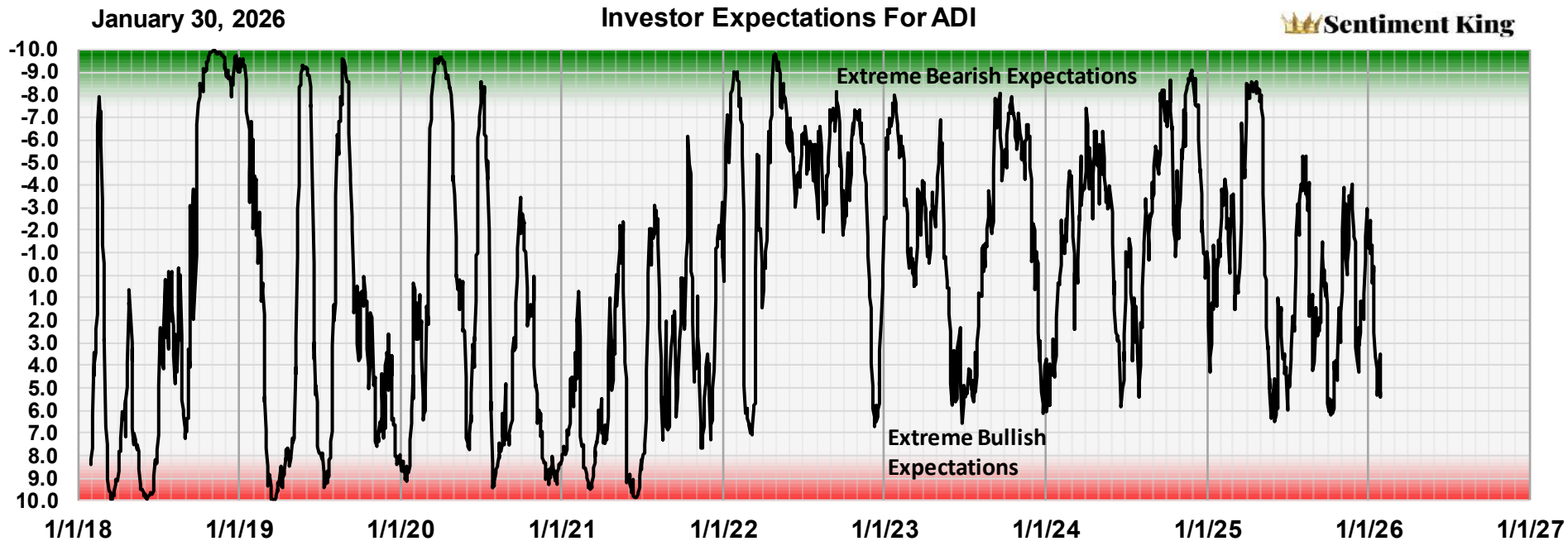
January 30, 2026
Investor Expectations For ADI
Sentiment King
Extreme Bearish Expectations
Extreme Bullish Expectations
-10.0
-9.0
-8.0
-7.0
-6.0
-5.0
-4.0
-3.0
-2.0
-1.0
0.0
1.0
2.0
3.0
4.0
5.0
6.0
7.0
8.0
9.0
10.0
1/1/18
1/1/19
1/1/20
1/1/21
1/1/22
1/1/23
1/1/24
1/1/25
1/1/26
1/1/27

January 30, 2026
ADI
Sentiment King
$350
$325
$300
$275
$250
$225
$200
$175
$150
$125
$100
$75
$50
1/1/18
1/1/19
1/1/20
1/1/21
1/1/22
1/1/23
1/1/24
1/1/25
1/1/26
1/1/27

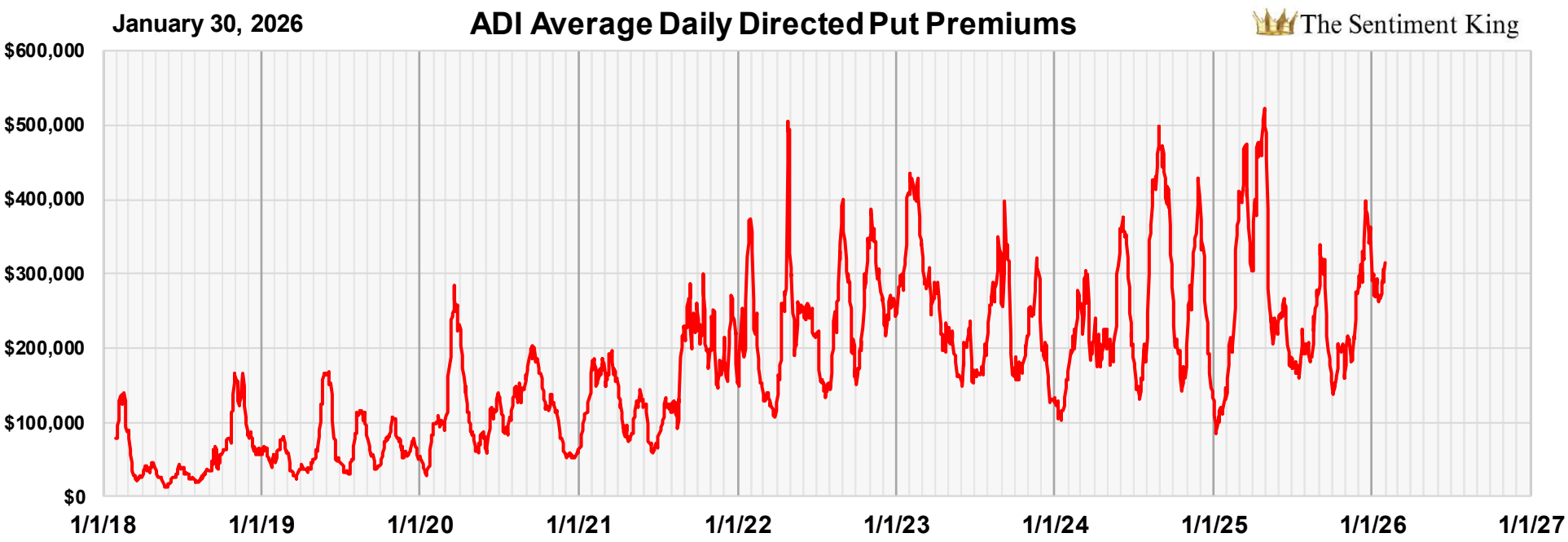
January 30, 2026
ADI Average Daily Directed Put Premiums
The Sentiment King
$600,000
$500,000
$400,000
$300,000
$200,000
$100,000
$0
1/1/18
1/1/19
1/1/20
1/1/21
1/1/22
1/1/23
1/1/24
1/1/25
1/1/26
1/1/27

January 30, 2026

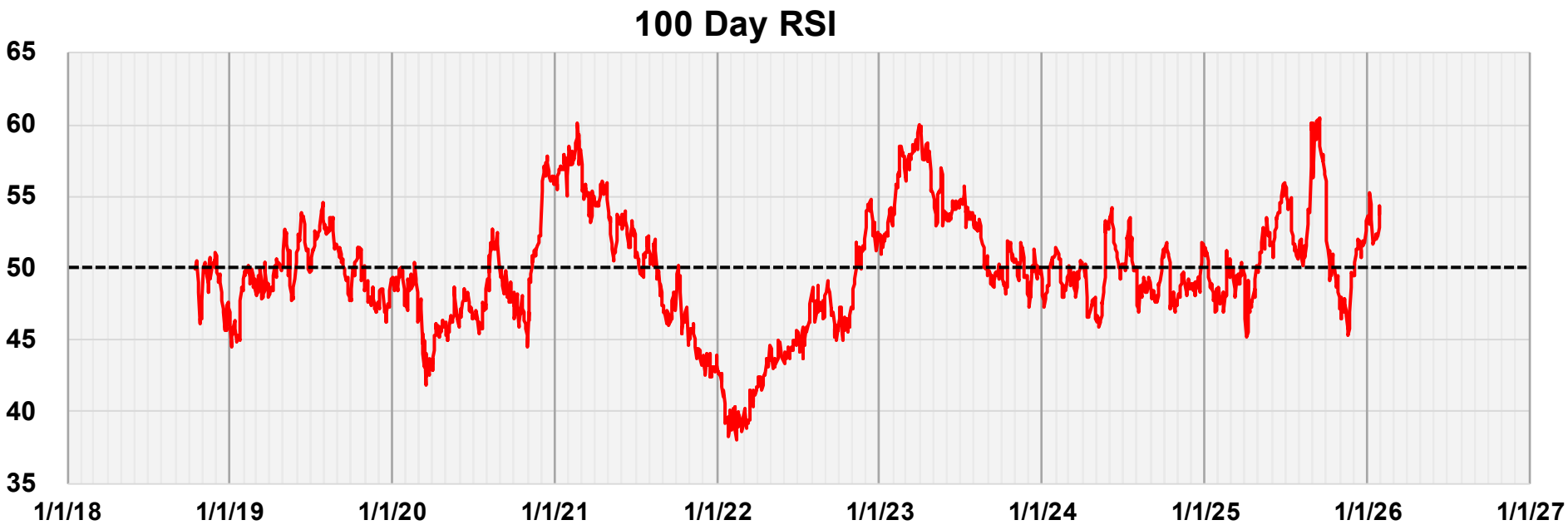

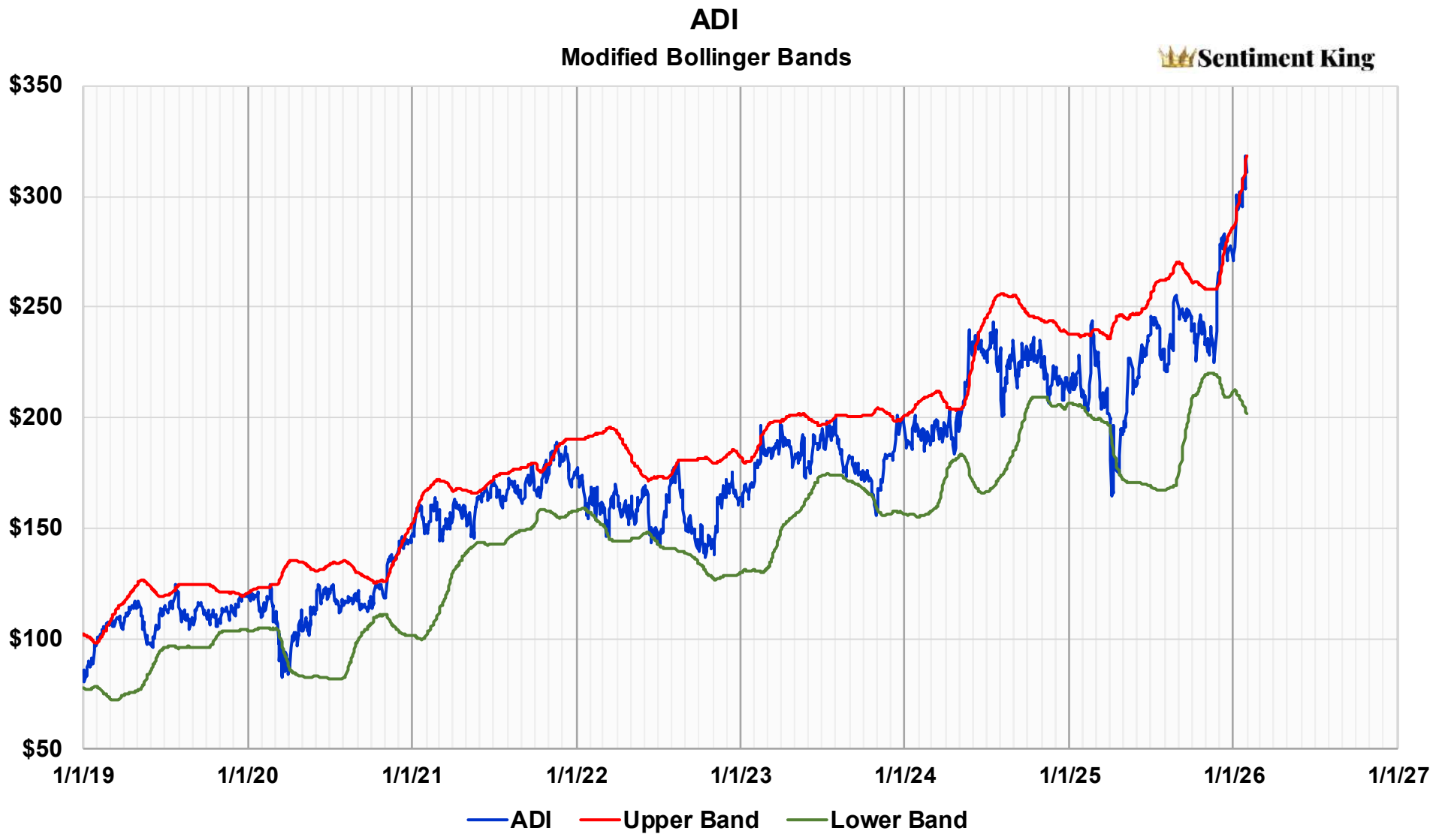
ADI
Modified Bollinger Bands
Sentiment King
$350
$300
$250
$200
$150
$100
$50
1/1/19
1/1/20
1/1/21
1/1/22
1/1/23
1/1/24
1/1/25
1/1/26
1/1/27
ADI
Upper Band
Lower Band

January 30, 2026
AMAT
Sentiment King
$400
$200
$100
$50
$25
1/1/18
1/1/19
1/1/20
1/1/21
1/1/22
1/1/23
1/1/24
1/1/25
1/1/26
1/1/27

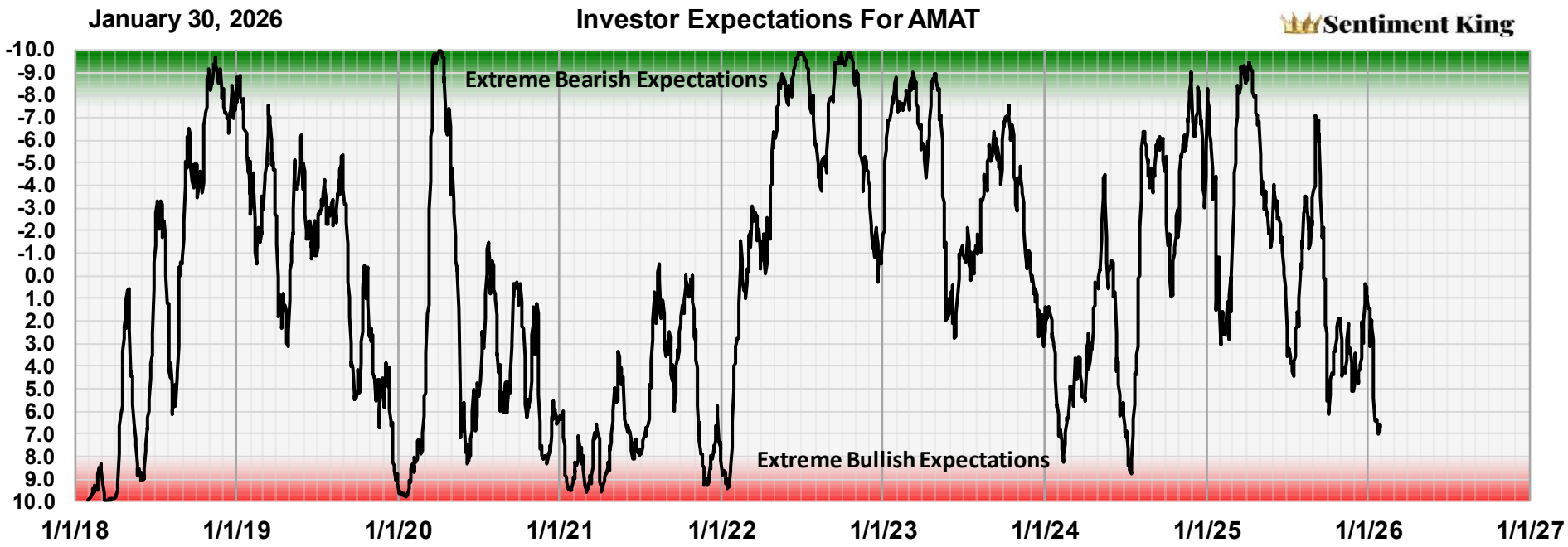
January 30, 2026
Investor Expectations For AMAT
Sentiment King
Extreme Bearish Expectations
Extreme Bullish Expectations
-10.0
-9.0
-8.0
-7.0
-6.0
-5.0
-4.0
-3.0
-2.0
-1.0
0.0
1.0
2.0
3.0
4.0
5.0
6.0
7.0
8.0
9.0
10.0
1/1/18
1/1/19
1/1/20
1/1/21
1/1/22
1/1/23
1/1/24
1/1/25
1/1/26
1/1/27

January 30, 2026
AMAT
Sentiment King
$400
$200
$100
$50
$25
1/1/18
1/1/19
1/1/20
1/1/21
1/1/22
1/1/23
1/1/24
1/1/25
1/1/26
1/1/27

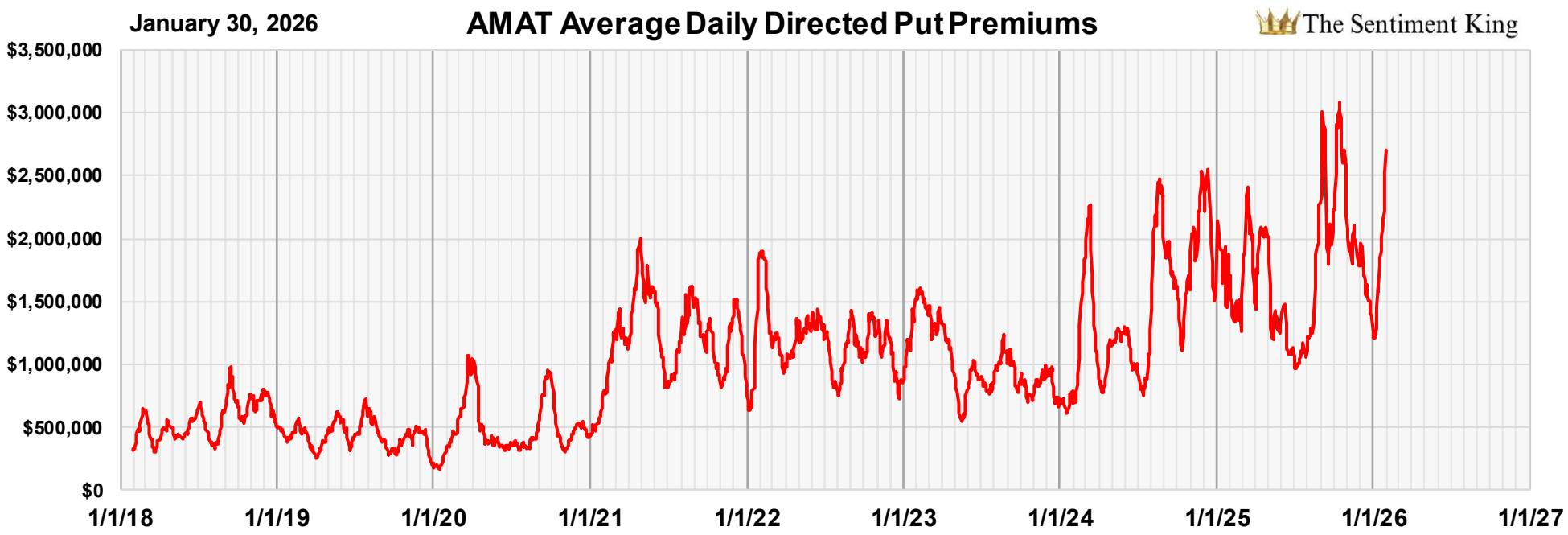
January 30, 2026
AMAT Average Daily Directed Put Premiums
The Sentiment King
$3,500,000
$3,000,000
$2,500,000
$2,000,000
$1,500,000
$1,000,000
$500,000
$0
1/1/18
1/1/19
1/1/20
1/1/21
1/1/22
1/1/23
1/1/24
1/1/25
1/1/26
1/1/27

January 30, 2026

AMAT

Sentiment King

100 Day RSI

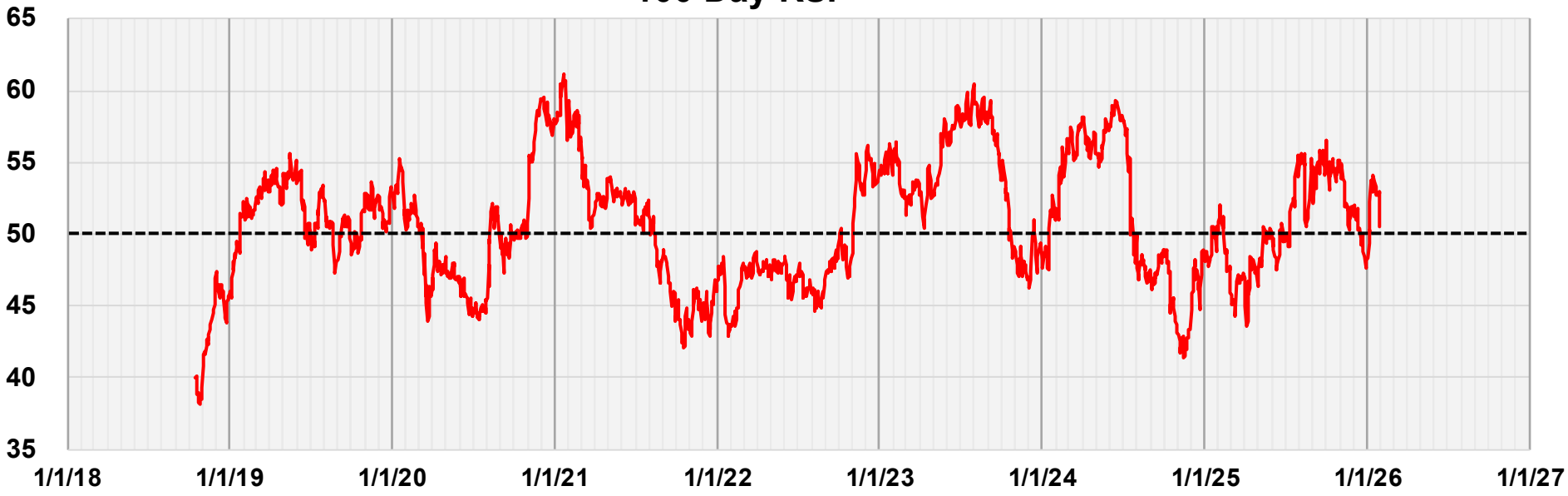

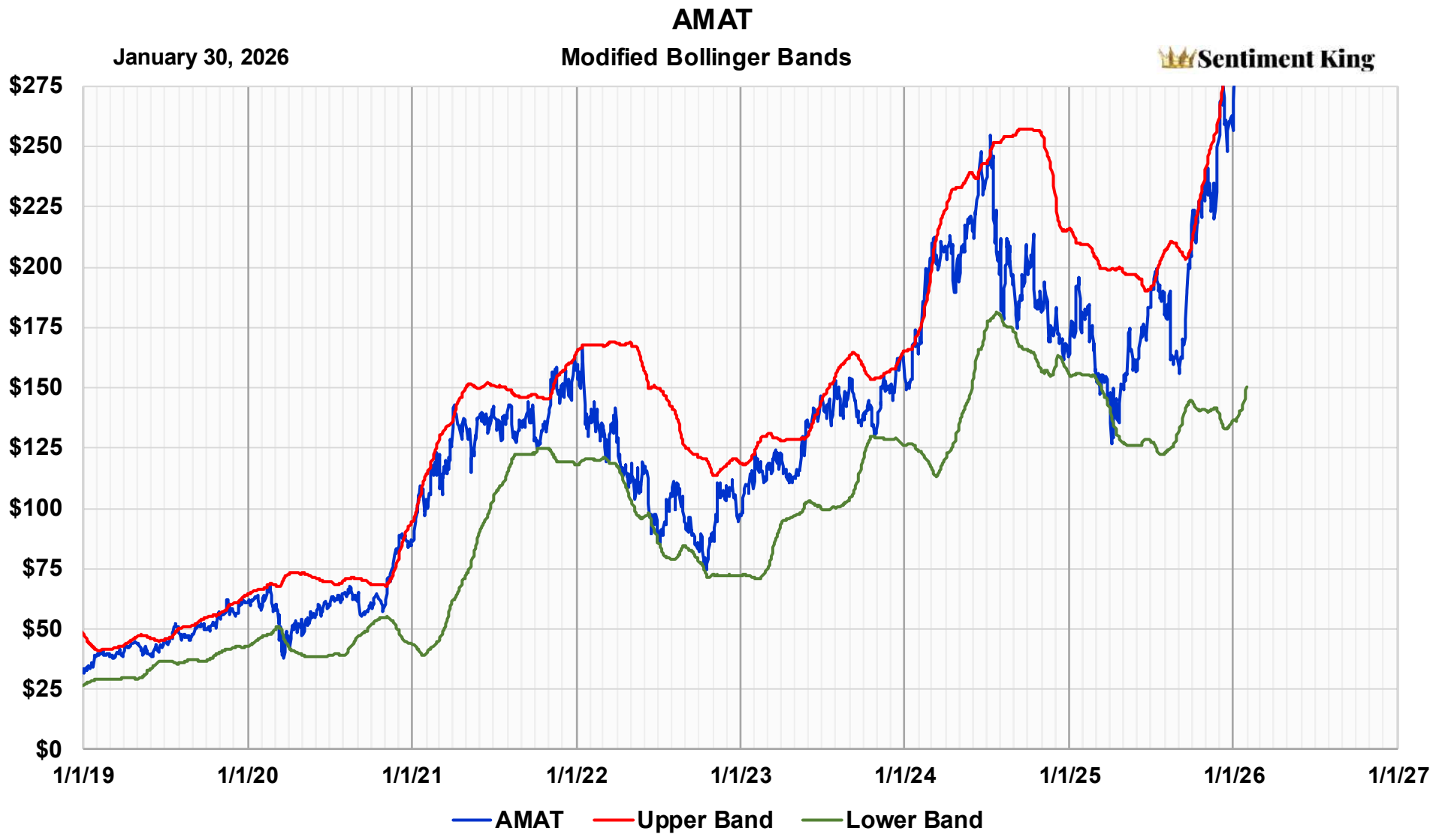
AMAT
January 30, 2026
Modified Bollinger Bands
Sentiment King
$275
$250
$225
$200
$175
$150
$125
$100
$75
$50
$25
$0
1/1/19
1/1/20
1/1/21
1/1/22
1/1/23
1/1/24
1/1/25
1/1/26
1/1/27
AMAT
Upper Band
Lower Band

January 30, 2026
AMD
Sentiment King
$300
$275
$250
$225
$200
$175
$150
$125
$100
$75
$50
$25
$0
1/1/18
1/1/19
1/1/20
1/1/21
1/1/22
1/1/23
1/1/24
1/1/25
1/1/26
1/1/27

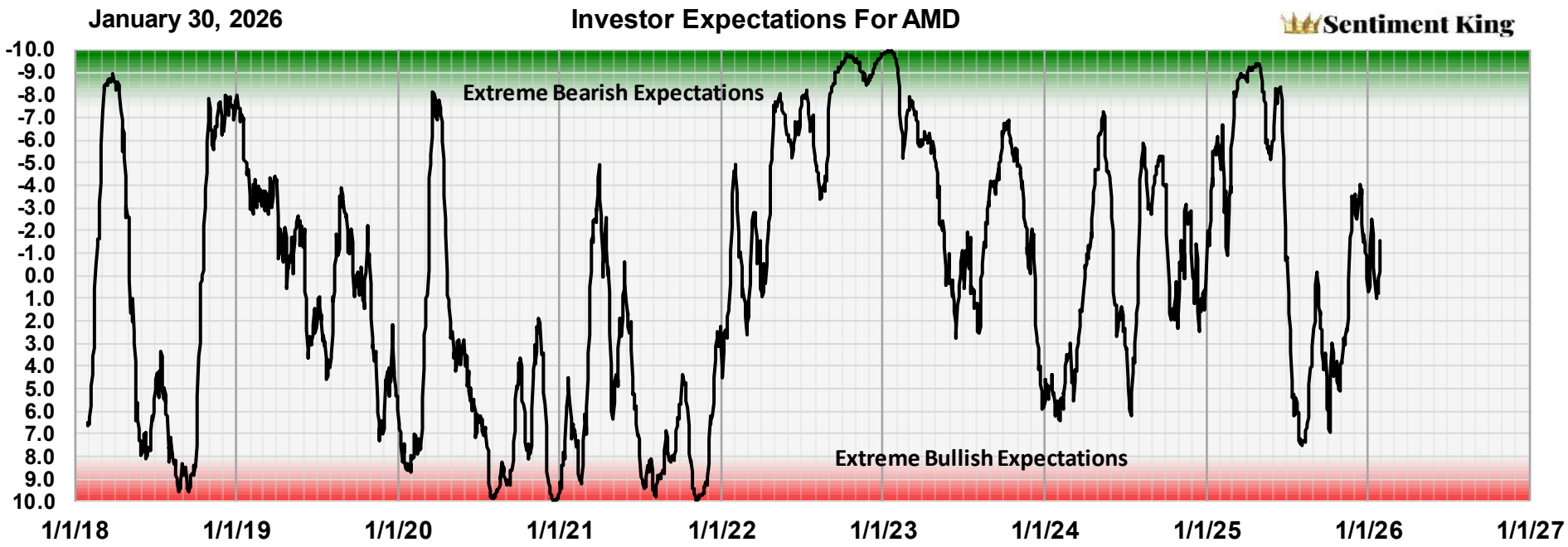
January 30, 2026
Investor Expectations For AMD
Sentiment King
Extreme Bearish Expectations
Extreme Bullish Expectations
-10.0
-9.0
-8.0
-7.0
-6.0
-5.0
-4.0
-3.0
-2.0
-1.0
0.0
1.0
2.0
3.0
4.0
5.0
6.0
7.0
8.0
9.0
10.0
1/1/18
1/1/19
1/1/20
1/1/21
1/1/22
1/1/23
1/1/24
1/1/25
1/1/26
1/1/27

January 30, 2026
AMD
Sentiment King
$300
$275
$250
$225
$200
$175
$150
$125
$100
$75
$50
$25
$0
1/1/18
1/1/19
1/1/20
1/1/21
1/1/22
1/1/23
1/1/24
1/1/25
1/1/26
1/1/27

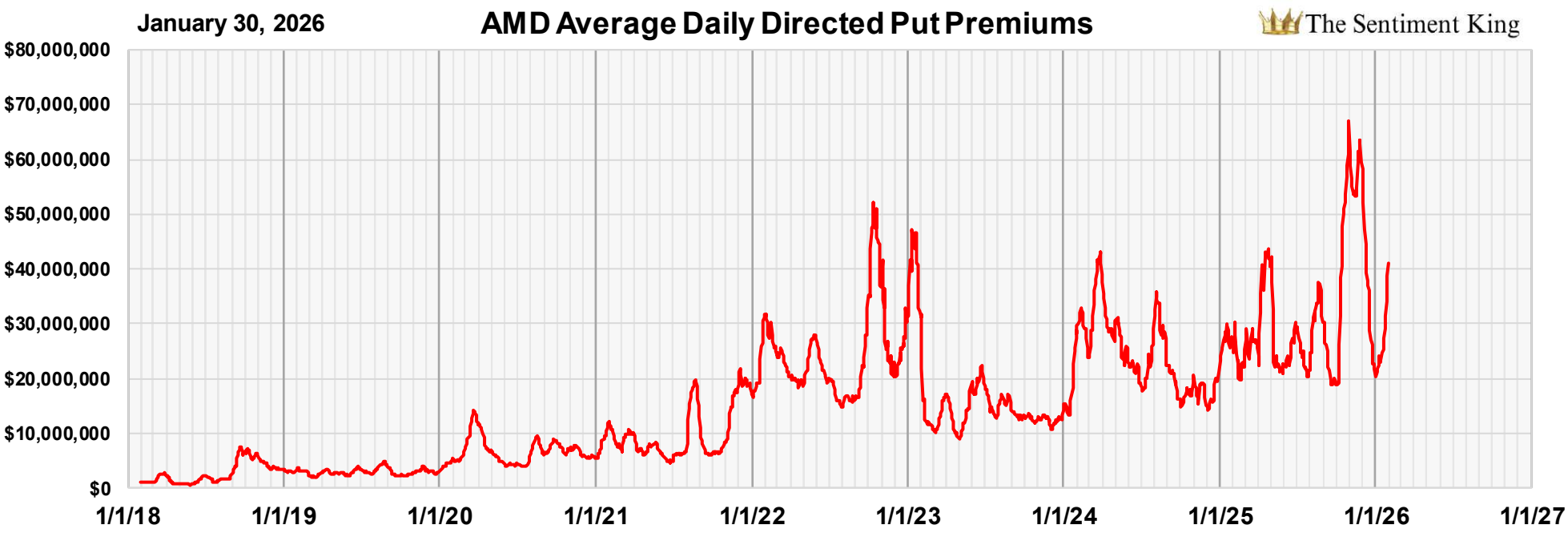
January 30, 2026
AMD Average Daily Directed Put Premiums
The Sentiment King
$80,000,000
$70,000,000
$60,000,000
$50,000,000
$40,000,000
$30,000,000
$20,000,000
$10,000,000
$0
1/1/18
1/1/19
1/1/20
1/1/21
1/1/22
1/1/23
1/1/24
1/1/25
1/1/26
1/1/27

January 30, 2026

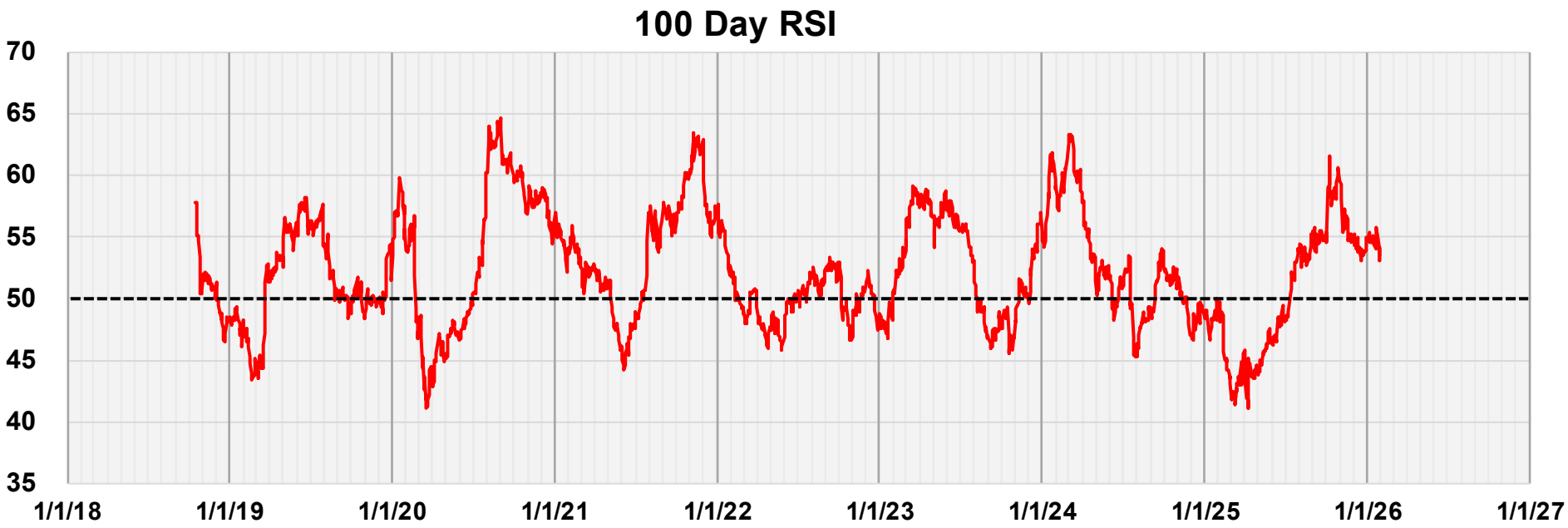

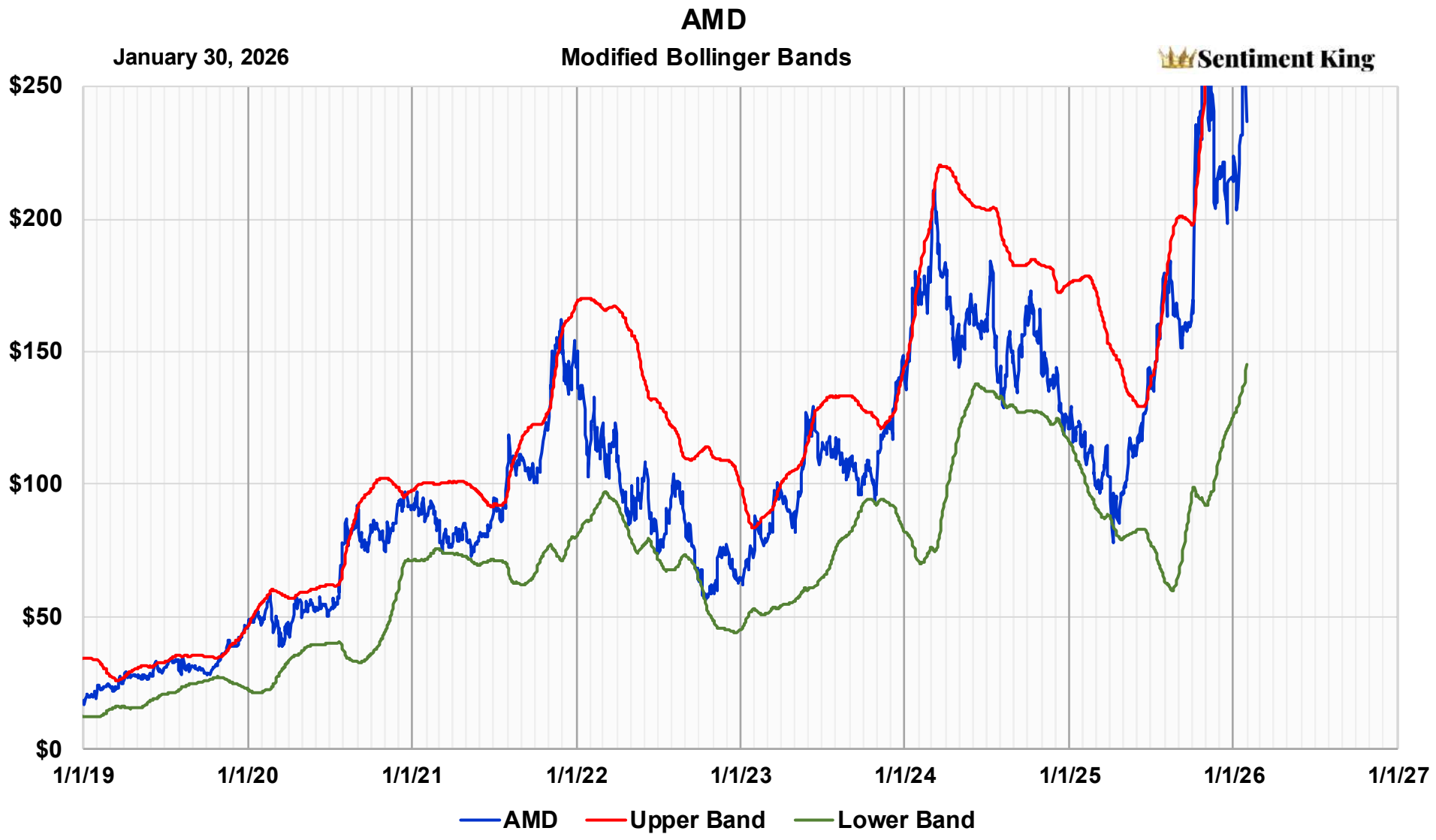
AMD
January 30, 2026
Modified Bollinger Bands
Sentiment King
$250
$200
$150
$100
$50
$0
1/1/19
1/1/20
1/1/21
1/1/22
1/1/23
1/1/24
1/1/25
1/1/26
1/1/27
AMD
Upper Band
Lower Band

January 30, 2026
AMGN
Sentiment King
$375
$350
$325
$300
$275
$250
$225
$200
$175
$150
1/1/18
1/1/19
1/1/20
1/1/21
1/1/22
1/1/23
1/1/24
1/1/25
1/1/26
1/1/27

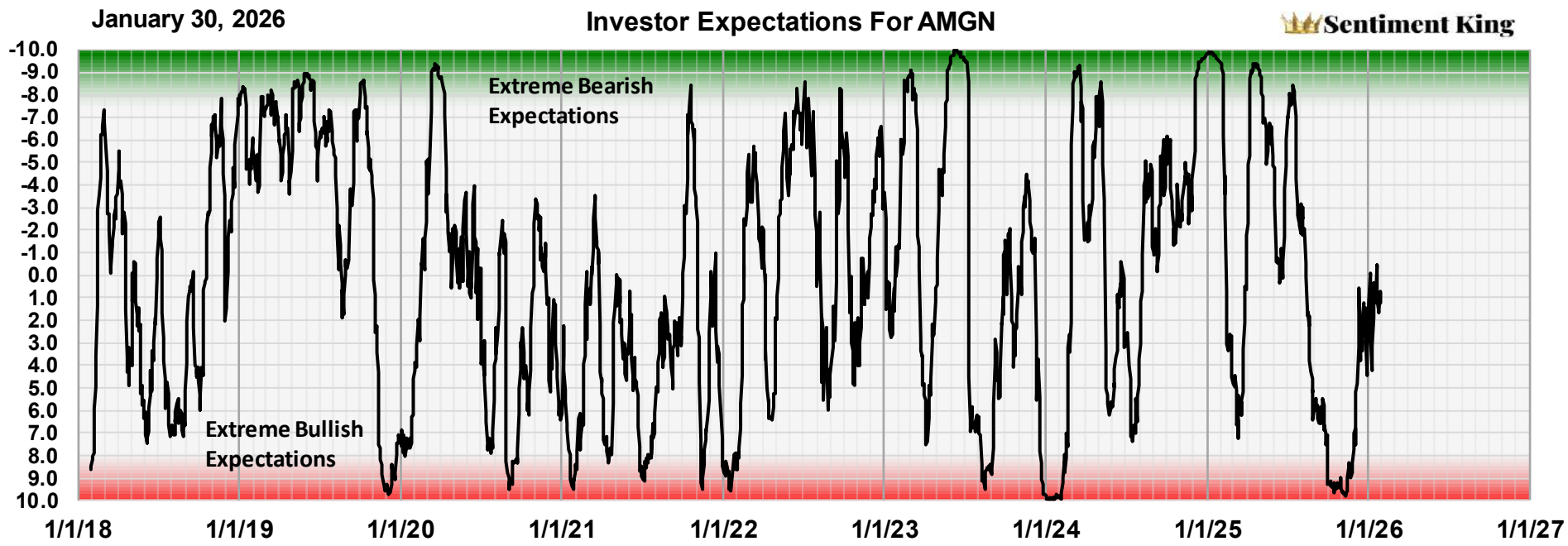
January 30, 2026
Investor Expectations For AMGN
Sentiment King
Extreme Bearish Expectations
Extreme Bullish Expectations
-10.0
-9.0
-8.0
-7.0
-6.0
-5.0
-4.0
-3.0
-2.0
-1.0
0.0
1.0
2.0
3.0
4.0
5.0
6.0
7.0
8.0
9.0
10.0
1/1/18
1/1/19
1/1/20
1/1/21
1/1/22
1/1/23
1/1/24
1/1/25
1/1/26
1/1/27

January 30, 2026
AMGN
Sentiment King
$375
$350
$325
$300
$275
$250
$225
$200
$175
$150
1/1/18
1/1/19
1/1/20
1/1/21
1/1/22
1/1/23
1/1/24
1/1/25
1/1/26
1/1/27

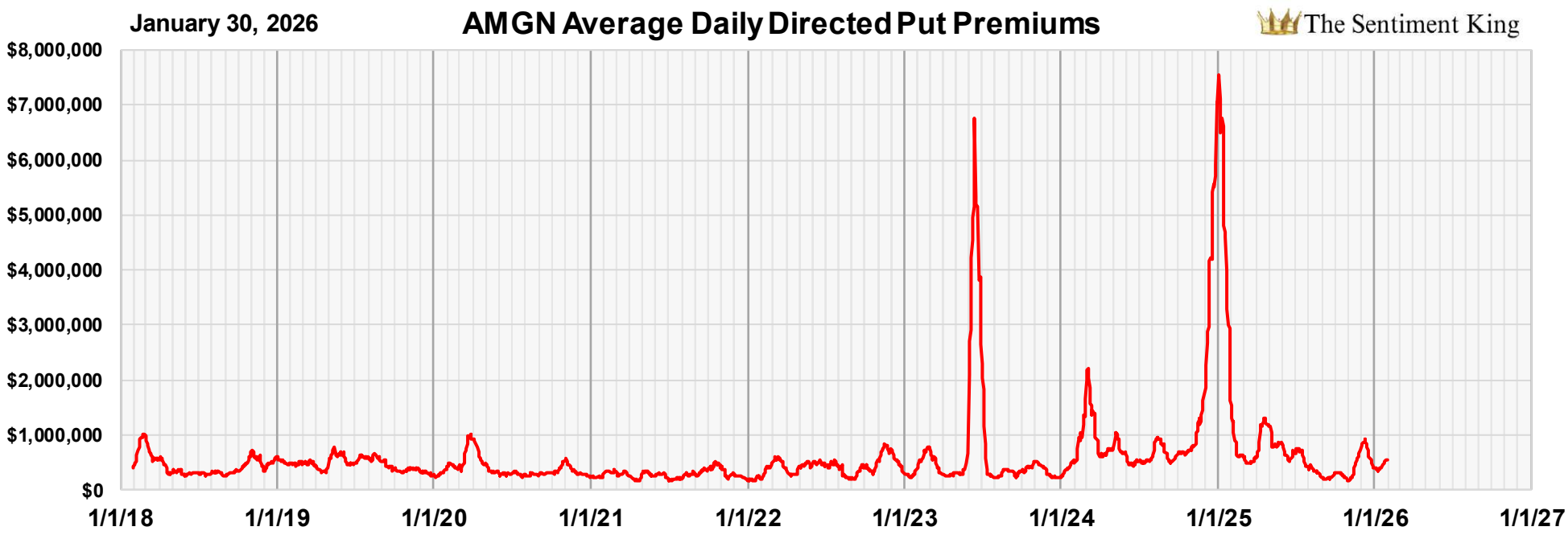
January 30, 2026
AMGN Average Daily Directed Put Premiums
The Sentiment King
$8,000,000
$7,000,000
$6,000,000
$5,000,000
$4,000,000
$3,000,000
$2,000,000
$1,000,000
$0
1/1/18
1/1/19
1/1/20
1/1/21
1/1/22
1/1/23
1/1/24
1/1/25
1/1/26
1/1/27

January 30, 2026

AMGN

Sentiment King

100 Day RSI

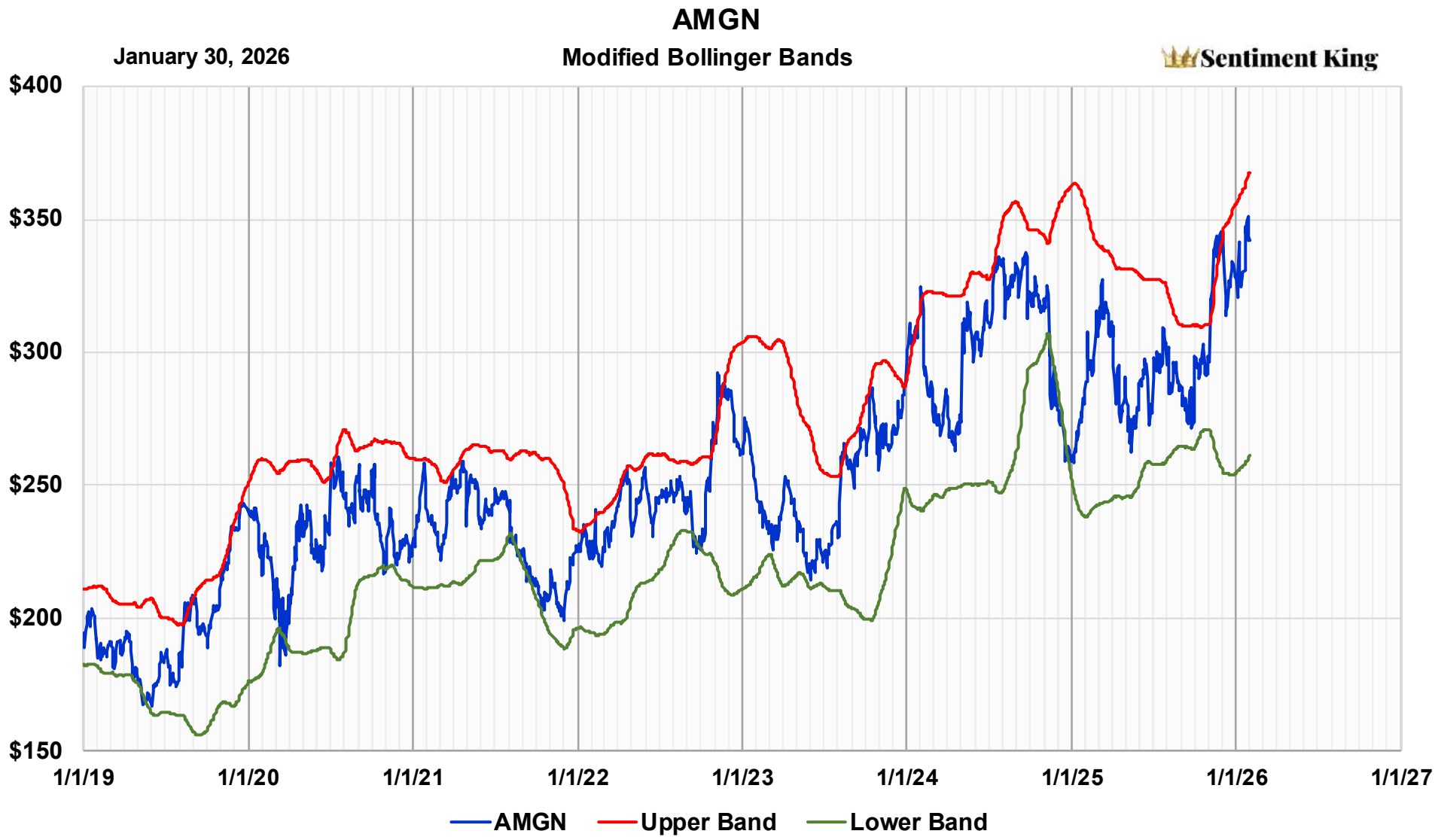
AMGN
January 30, 2026
Modified Bollinger Bands
Sentiment King
$400
$350
$300
$250
$200
$150
1/1/19
1/1/20
1/1/21
1/1/22
1/1/23
1/1/24
1/1/25
1/1/26
1/1/27
AMGN
Upper Band
Lower Band

January 30, 2026
AMZN
The Sentiment King
$260
$240
$220
$200
$180
$160
$140
$120
$100
$80
$60
1/1/18
1/1/19
1/1/20
1/1/21
1/1/22
1/1/23
1/1/24
1/1/25
1/1/26
1/1/27

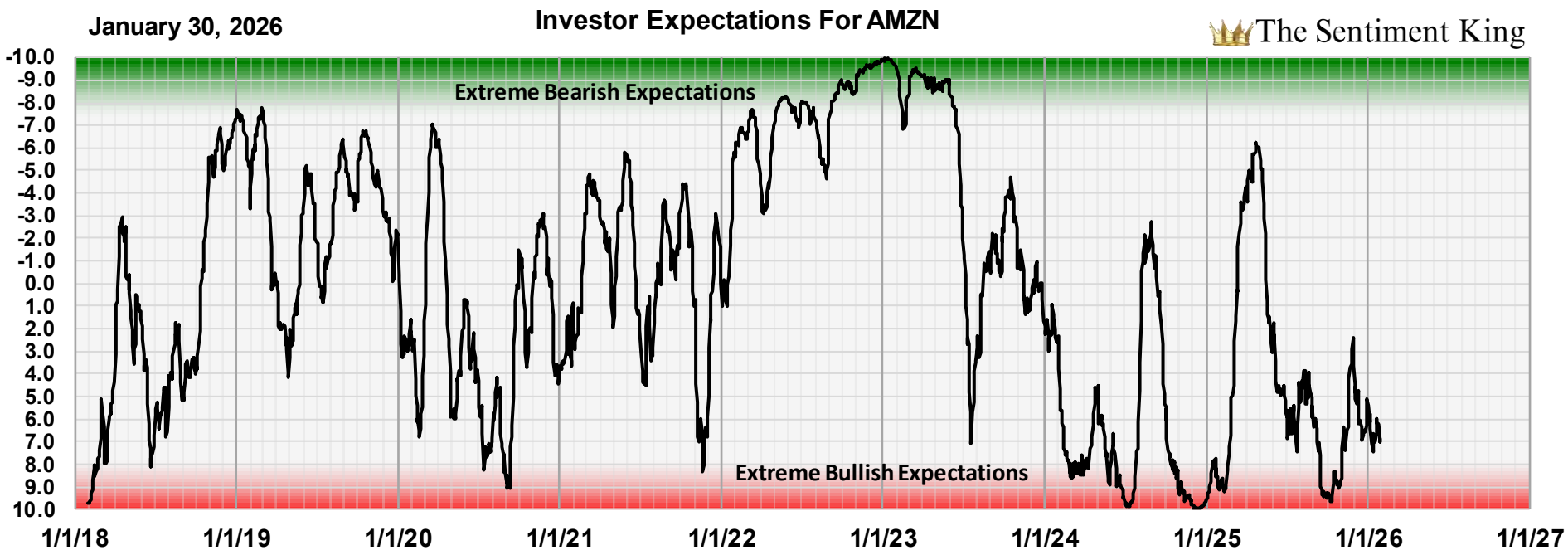
January 30, 2026
Investor Expectations For AMZN
The Sentiment King
Extreme Bearish Expectations
Extreme Bullish Expectations
-10.0
-9.0
-8.0
-7.0
-6.0
-5.0
-4.0
-3.0
-2.0
-1.0
0.0
1.0
2.0
3.0
4.0
5.0
6.0
7.0
8.0
9.0
10.0
1/1/18
1/1/19
1/1/20
1/1/21
1/1/22
1/1/23
1/1/24
1/1/25
1/1/26
1/1/27

January 30, 2026
AMZN
The Sentiment King
$260
$240
$220
$200
$180
$160
$140
$120
$100
$80
$60
1/1/18
1/1/19
1/1/20
1/1/21
1/1/22
1/1/23
1/1/24
1/1/25
1/1/26
1/1/27

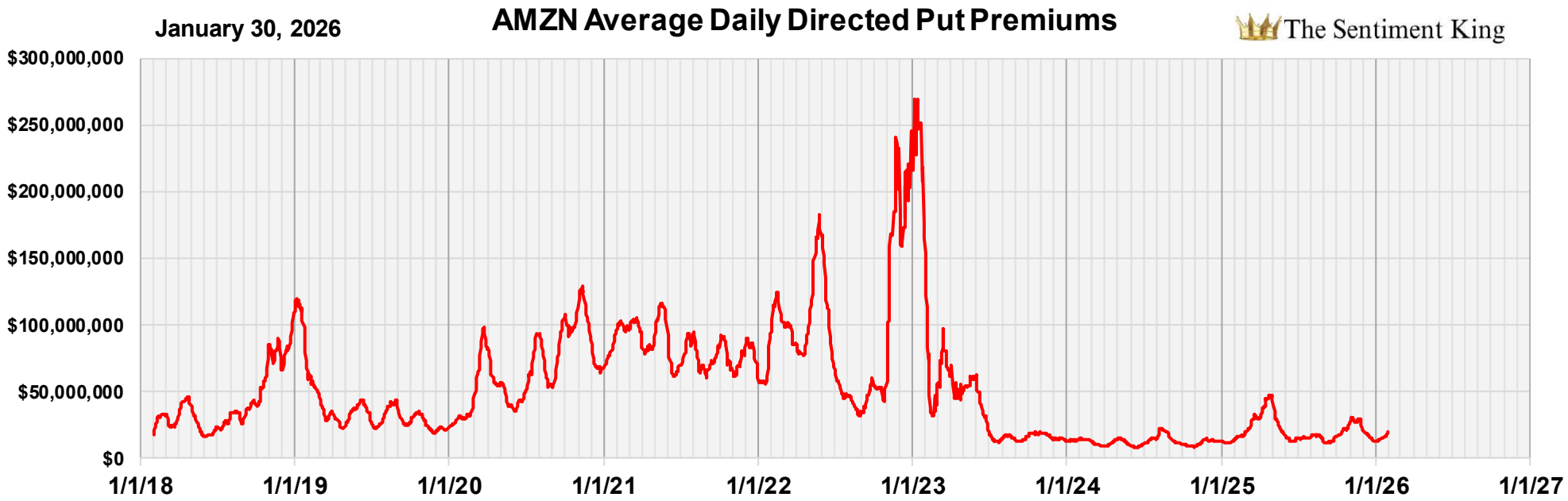
January 30, 2026
AMZN Average Daily Directed Put Premiums
The Sentiment King
$300,000,000
$250,000,000
$200,000,000
$150,000,000
$100,000,000
$50,000,000
$0
1/1/18
1/1/19
1/1/20
1/1/21
1/1/22
1/1/23
1/1/24
1/1/25
1/1/26
1/1/27

January 30, 2026

AMZN

The Sentiment King

100 Day RSI

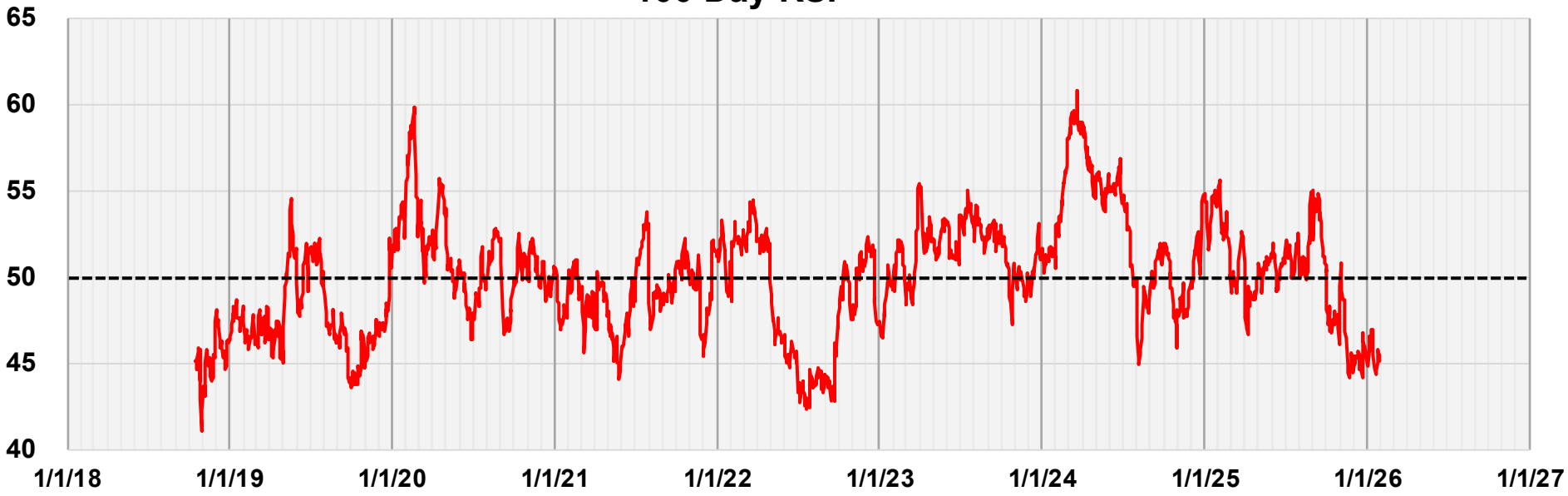

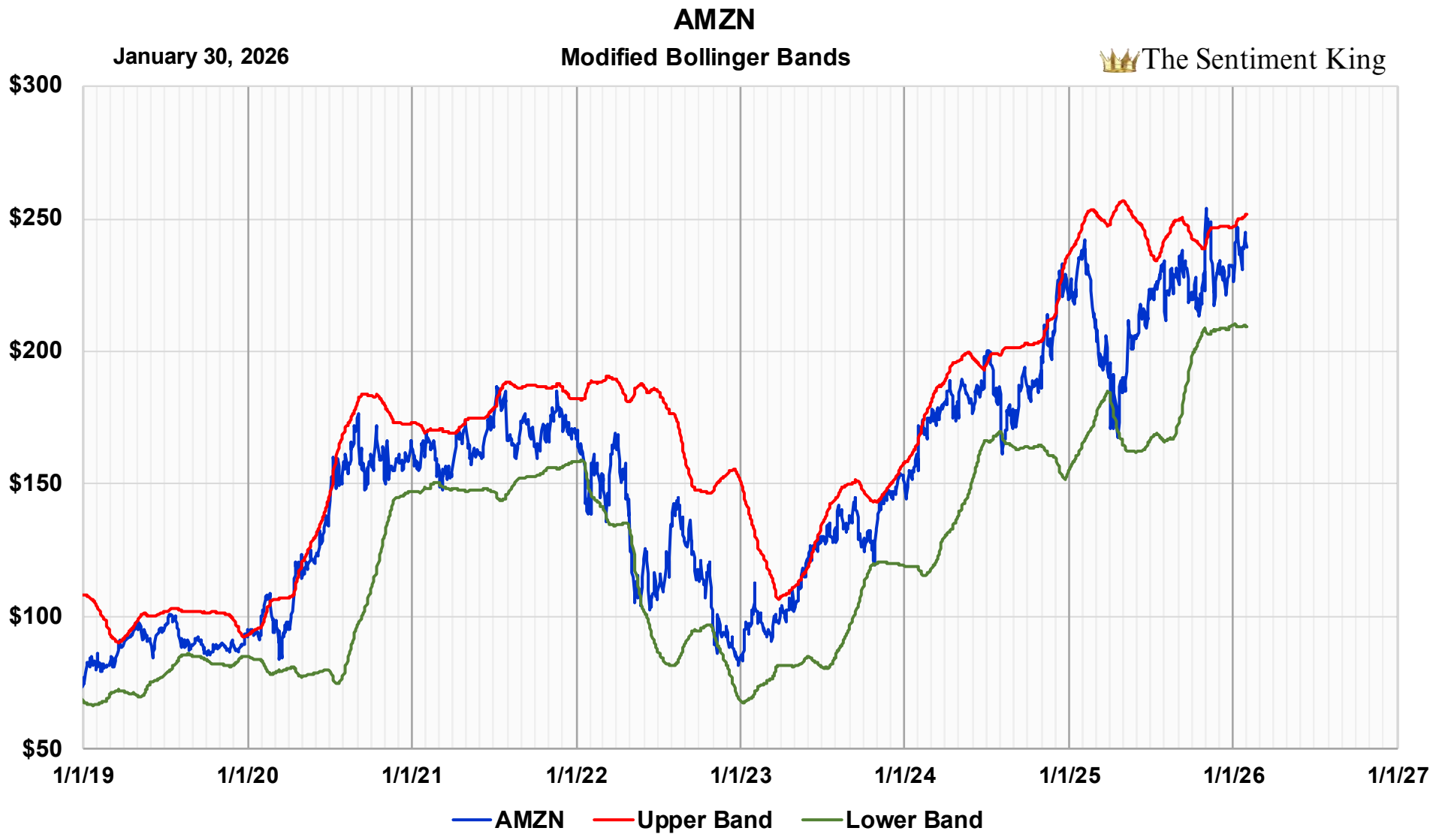
AMZN
January 30, 2026
Modified Bollinger Bands
The Sentiment King
$300
$250
$200
$150
$100
$50
1/1/19
1/1/20
1/1/21
1/1/22
1/1/23
1/1/24
1/1/25
1/1/26
1/1/27
AMZN
Upper Band
Lower Band

January 30, 2026
ANET
Sentiment King
$192
$96
$48
$24
$12
$6
1/1/18
1/1/19
1/1/20
1/1/21
1/1/22
1/1/23
1/1/24
1/1/25
1/1/26
1/1/27

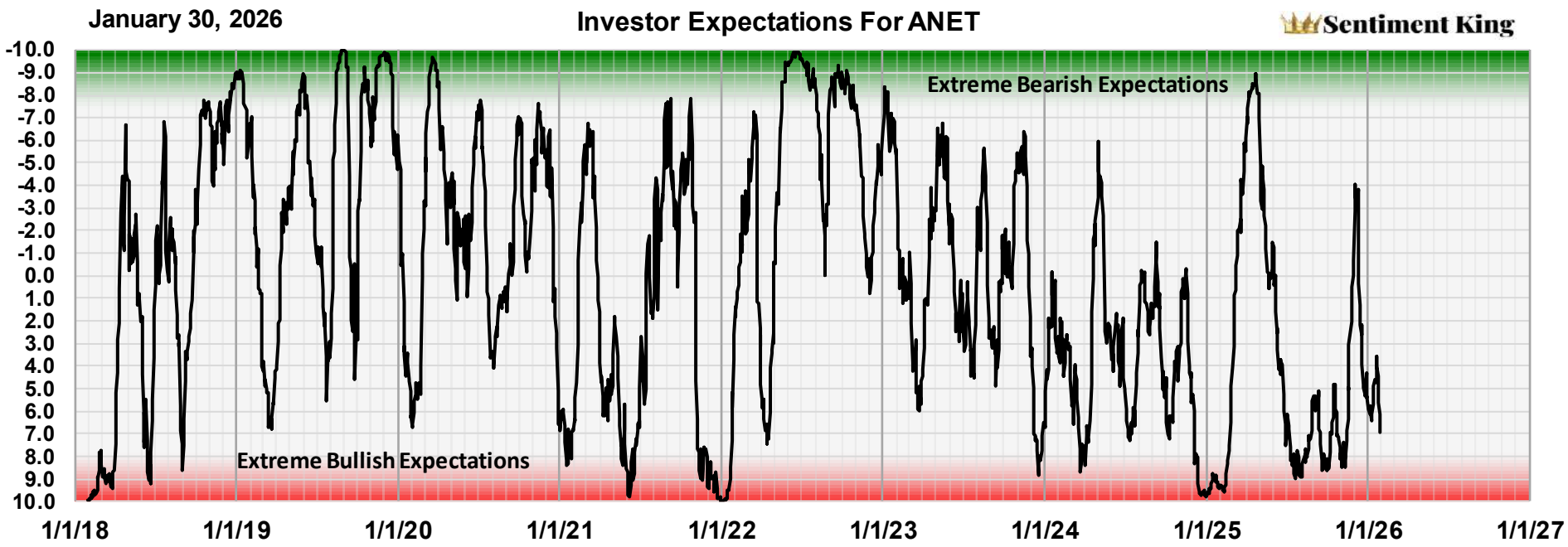
January 30, 2026
Investor Expectations For ANET
Sentiment King
Extreme Bearish Expectations
Extreme Bullish Expectations
-10.0
-9.0
-8.0
-7.0
-6.0
-5.0
-4.0
-3.0
-2.0
-1.0
0.0
1.0
2.0
3.0
4.0
5.0
6.0
7.0
8.0
9.0
10.0
1/1/18
1/1/19
1/1/20
1/1/21
1/1/22
1/1/23
1/1/24
1/1/25
1/1/26
1/1/27

January 30, 2026
ANET
Sentiment King
$192
$96
$48
$24
$12
$6
1/1/18
1/1/19
1/1/20
1/1/21
1/1/22
1/1/23
1/1/24
1/1/25
1/1/26
1/1/27

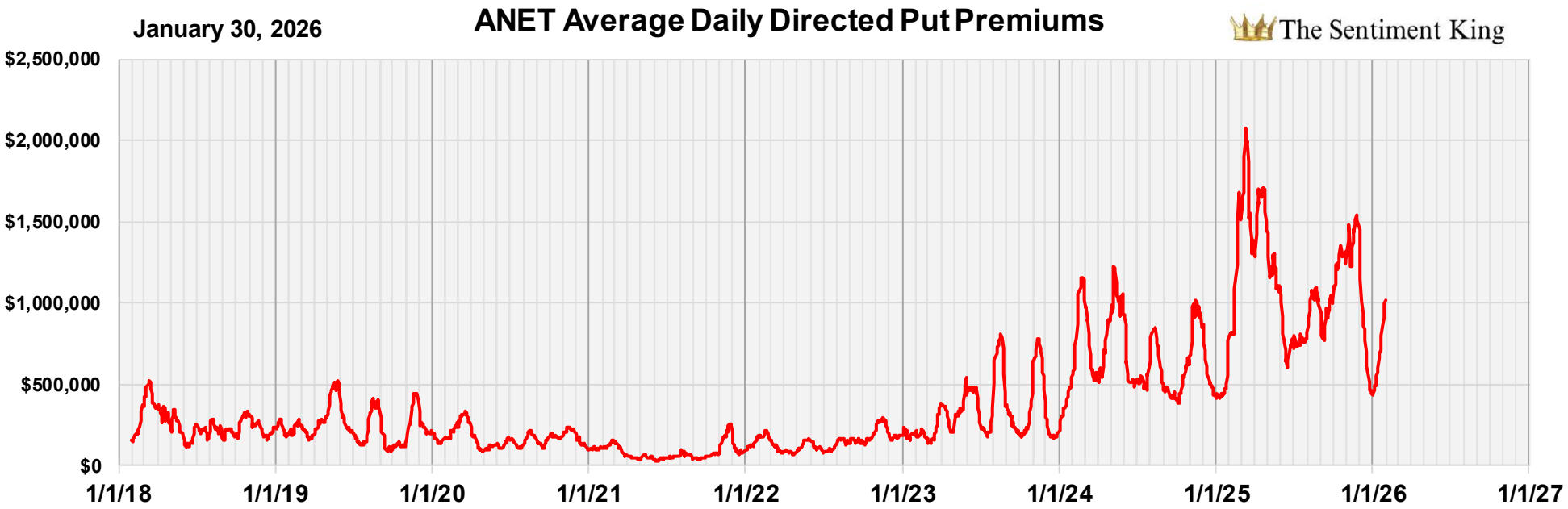
January 30, 2026
ANET Average Daily Directed Put Premiums
The Sentiment King
$2,500,000
$2,000,000
$1,500,000
$1,000,000
$500,000
$0
1/1/18
1/1/19
1/1/20
1/1/21
1/1/22
1/1/23
1/1/24
1/1/25
1/1/26
1/1/27

January 30, 2026

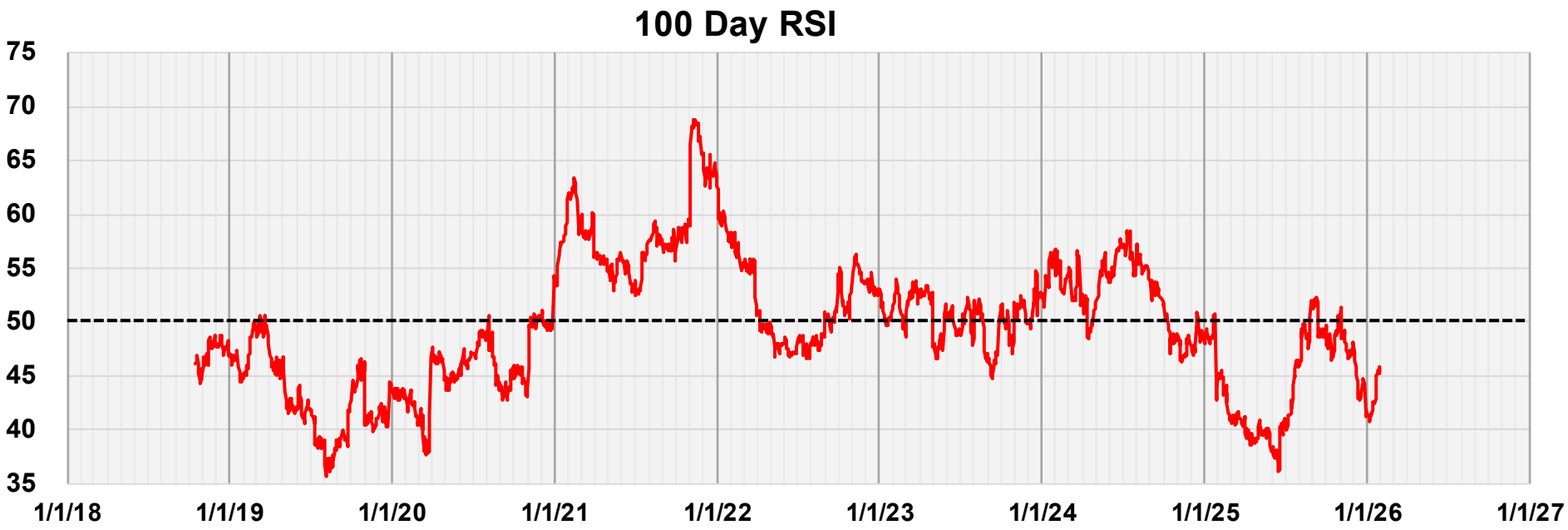

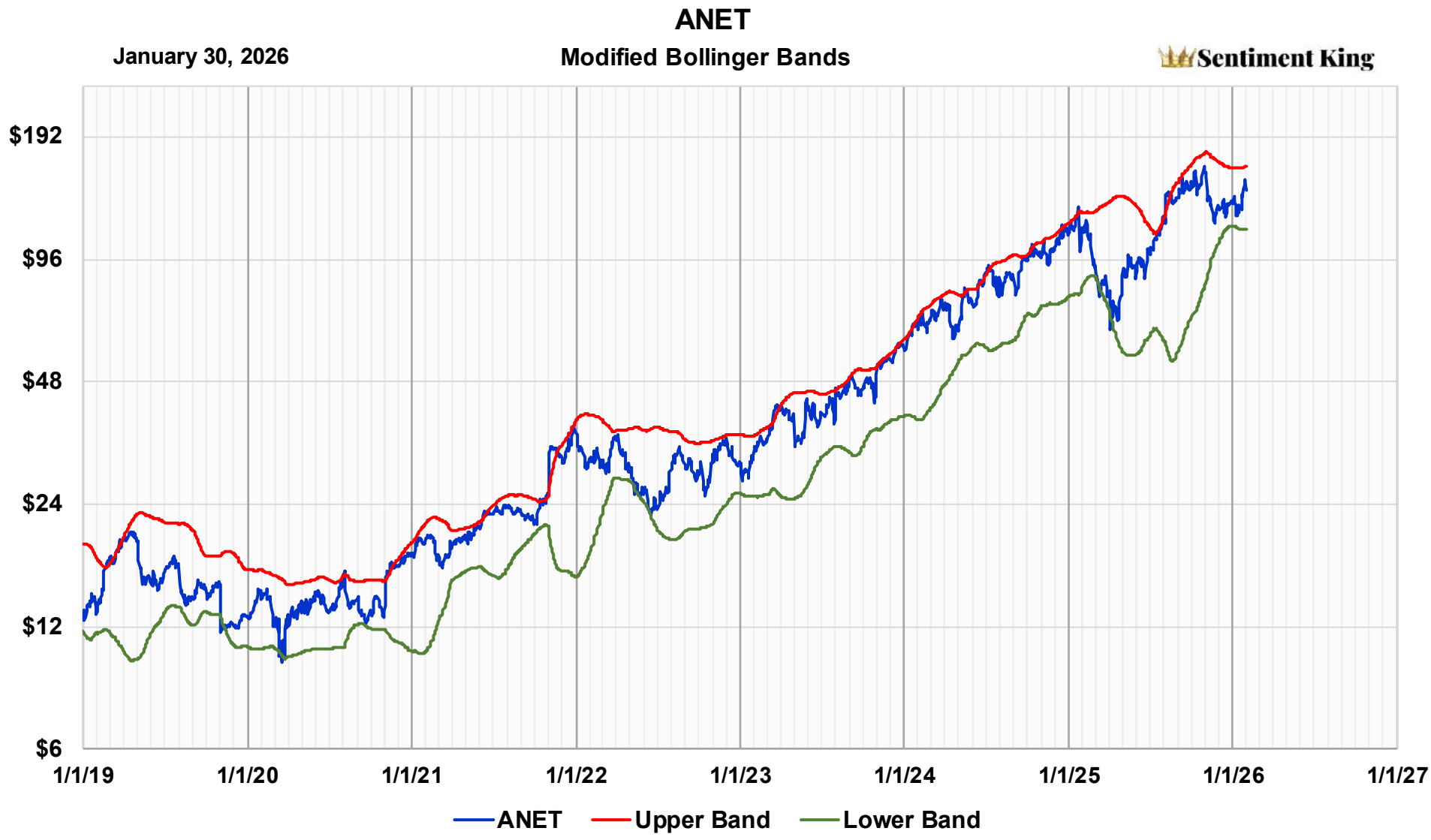
ANET
January 30, 2026
Modified Bollinger Bands
Sentiment King
$192
$96
$48
$24
$12
$6
1/1/19
1/1/20
1/1/21
1/1/22
1/1/23
1/1/24
1/1/25
1/1/26
1/1/27
ANET
Upper Band
Lower Band

January 30, 2026
ASML
Sentiment King
$1,600
$800
$400
$200
$100
1/1/18
1/1/19
1/1/20
1/1/21
1/1/22
1/1/23
1/1/24
1/1/25
1/1/26
1/1/27

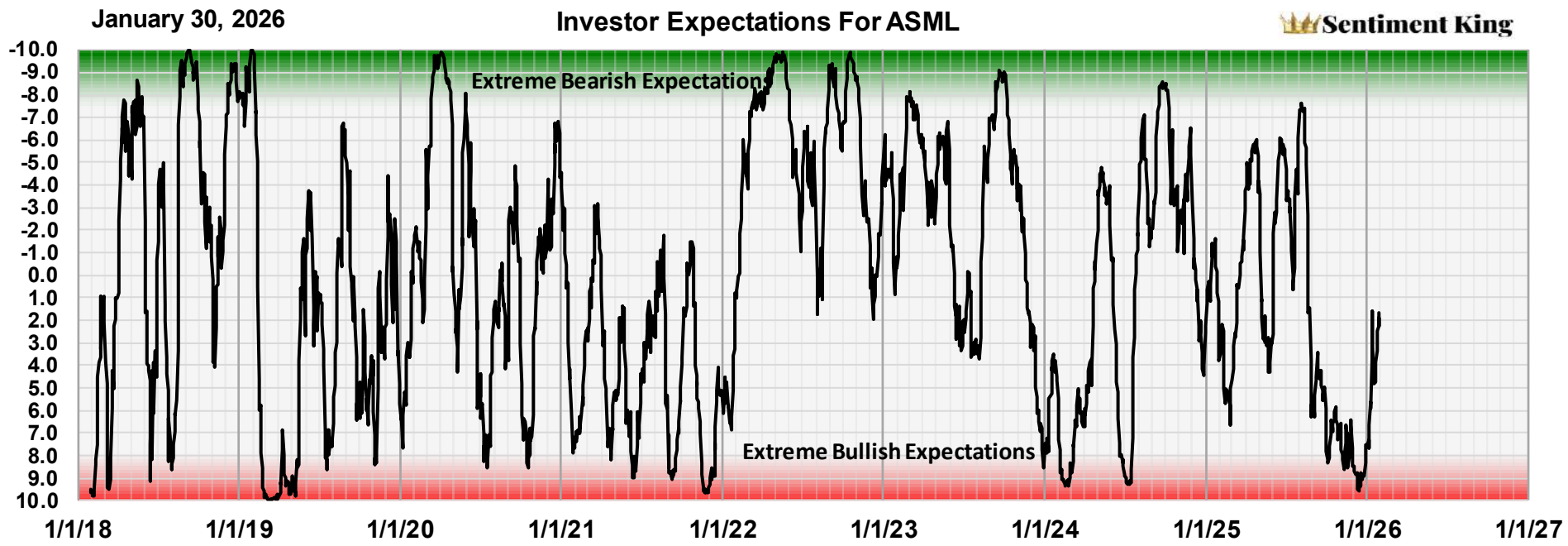
January 30, 2026
Investor Expectations For ASML
Sentiment King
Extreme Bearish Expectations
Extreme Bullish Expectations
-10.0
-9.0
-8.0
-7.0
-6.0
-5.0
-4.0
-3.0
-2.0
-1.0
0.0
1.0
2.0
3.0
4.0
5.0
6.0
7.0
8.0
9.0
10.0
1/1/18
1/1/19
1/1/20
1/1/21
1/1/22
1/1/23
1/1/24
1/1/25
1/1/26
1/1/27

January 30, 2026
ASML
Sentiment King
$1,600
$800
$400
$200
$100
1/1/18
1/1/19
1/1/20
1/1/21
1/1/22
1/1/23
1/1/24
1/1/25
1/1/26
1/1/27

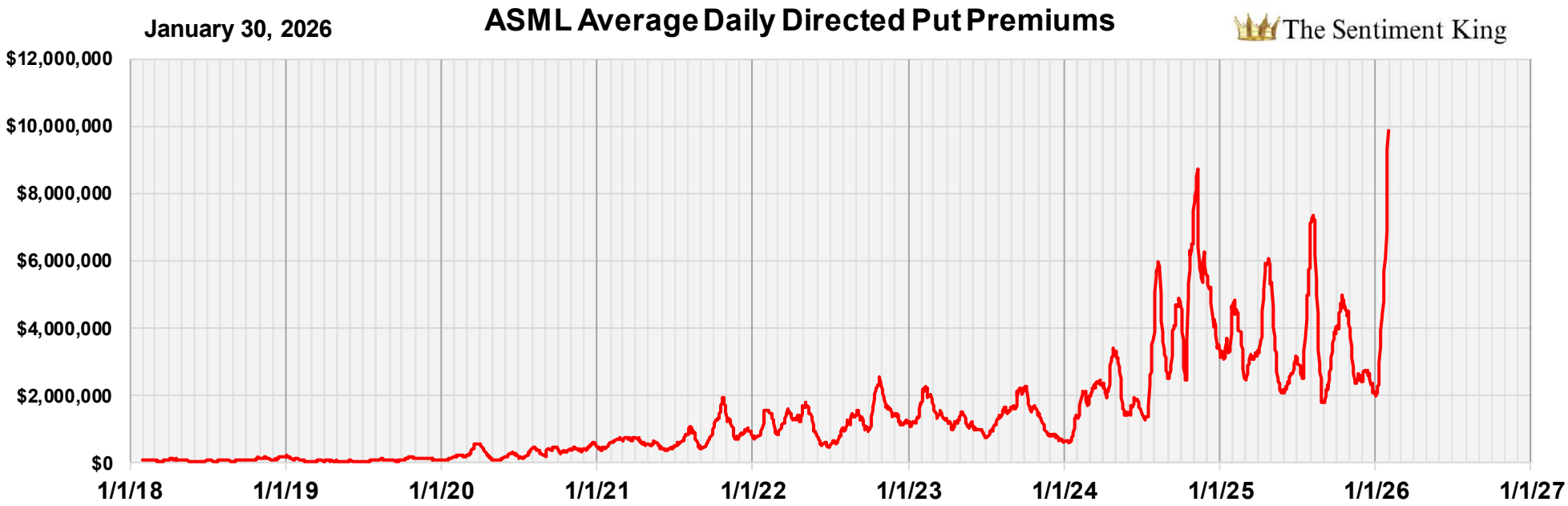
January 30, 2026
ASML Average Daily Directed Put Premiums
The Sentiment King
$12,000,000
$10,000,000
$8,000,000
$6,000,000
$4,000,000
$2,000,000
$0
1/1/18
1/1/19
1/1/20
1/1/21
1/1/22
1/1/23
1/1/24
1/1/25
1/1/26
1/1/27

January 30, 2026

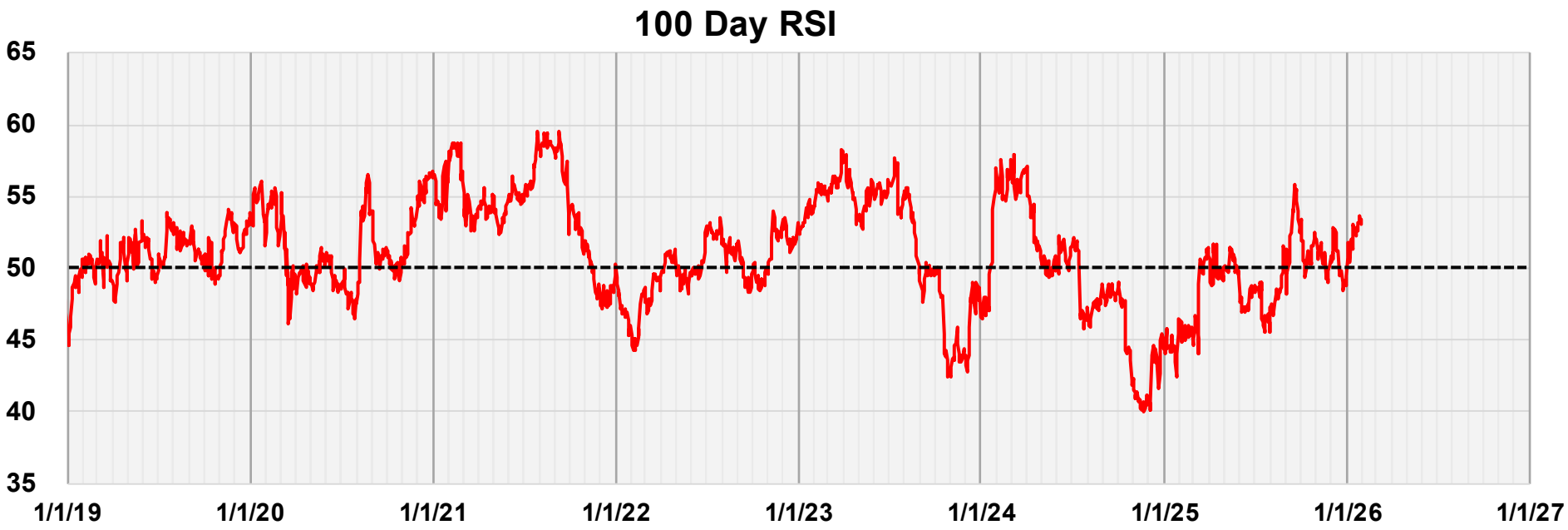

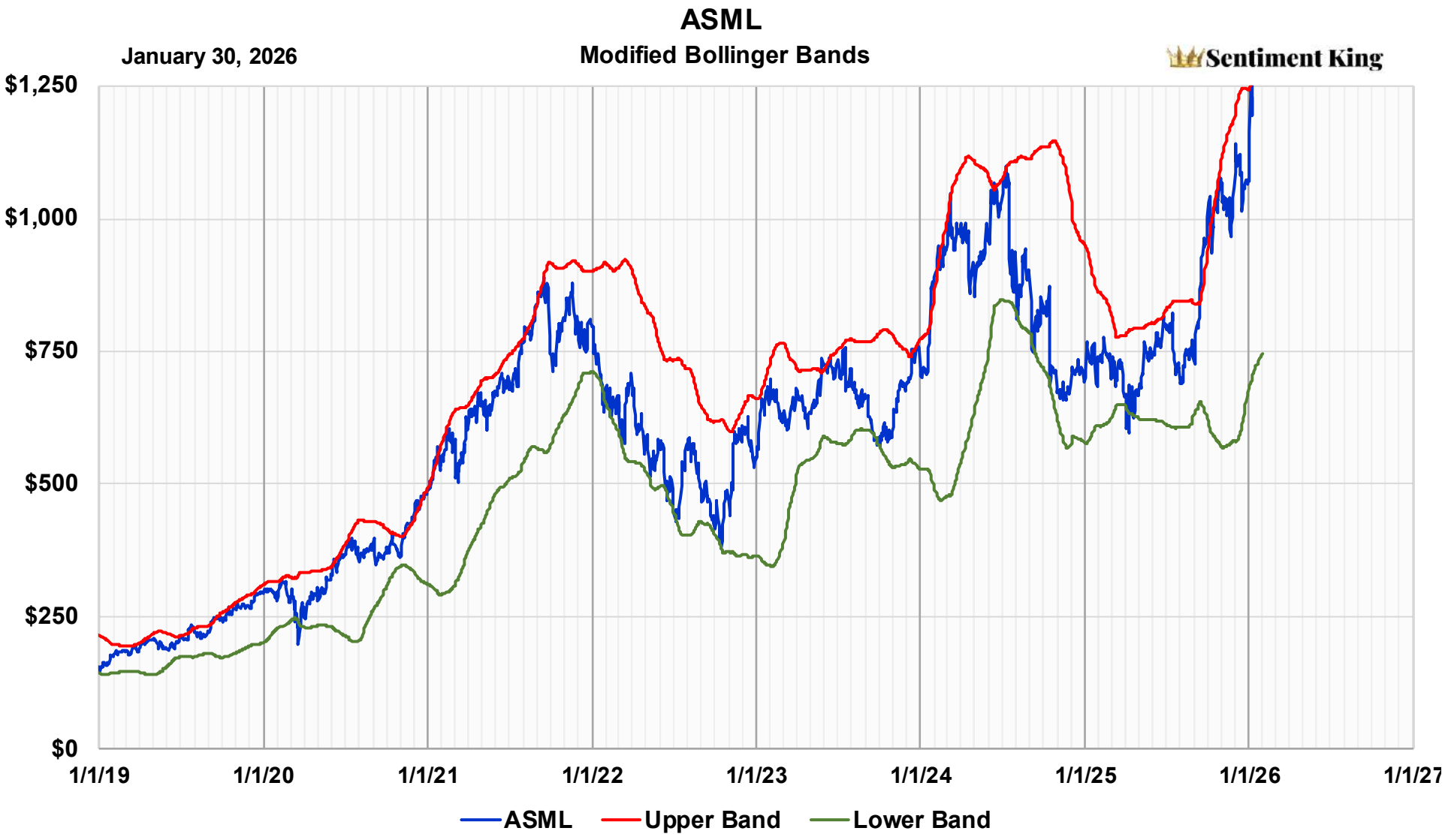
ASML
January 30, 2026
Modified Bollinger Bands
Sentiment King
$1,250
$1,000
$750
$500
$250
$0
1/1/19
1/1/20
1/1/21
1/1/22
1/1/23
1/1/24
1/1/25
1/1/26
1/1/27
ASML
Upper Band
Lower Band

January 30, 2026
AVGO
Sentiment King
$320
$160
$80
$40
$20
$10
1/1/18
1/1/19
1/1/20
1/1/21
1/1/22
1/1/23
1/1/24
1/1/25
1/1/26
1/1/27

January 30, 2026
Investor Expectations For AVGO
Sentiment King
-10.0
-9.0
-8.0
-7.0
-6.0
-5.0
-4.0
-3.0
-2.0
-1.0
0.0
1.0
2.0
3.0
4.0
5.0
6.0
7.0
8.0
9.0
10.0
Extreme Bearish Expectations
Extreme Bullish Expectations
1/1/18
1/1/19
1/1/20
1/1/21
1/1/22
1/1/23
1/1/24
1/1/25
1/1/26
1/1/27

January 30, 2026
AVGO
Sentiment King
$320
$160
$80
$40
$20
$10
1/1/18
1/1/19
1/1/20
1/1/21
1/1/22
1/1/23
1/1/24
1/1/25
1/1/26
1/1/27

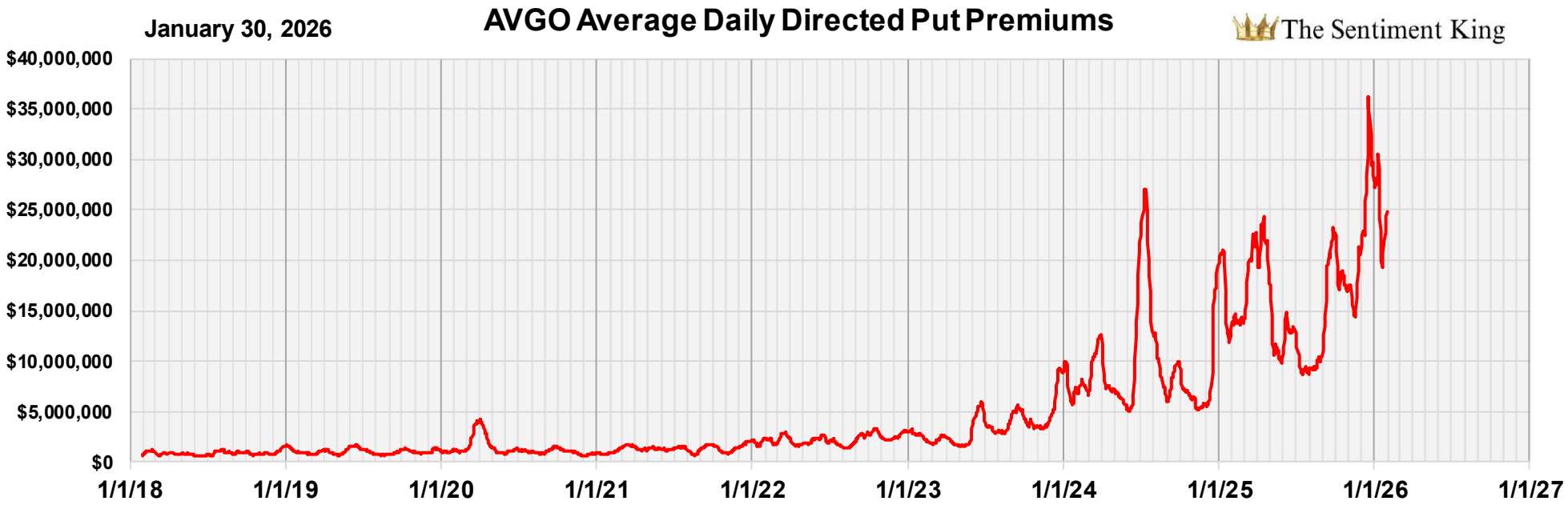
January 30, 2026
AVGO Average Daily Directed Put Premiums
The Sentiment King
$40,000,000
$35,000,000
$30,000,000
$25,000,000
$20,000,000
$15,000,000
$10,000,000
$5,000,000
$0
1/1/18
1/1/19
1/1/20
1/1/21
1/1/22
1/1/23
1/1/24
1/1/25
1/1/26
1/1/27

January 30, 2026

AVGO

Sentiment King

100 Day RSI

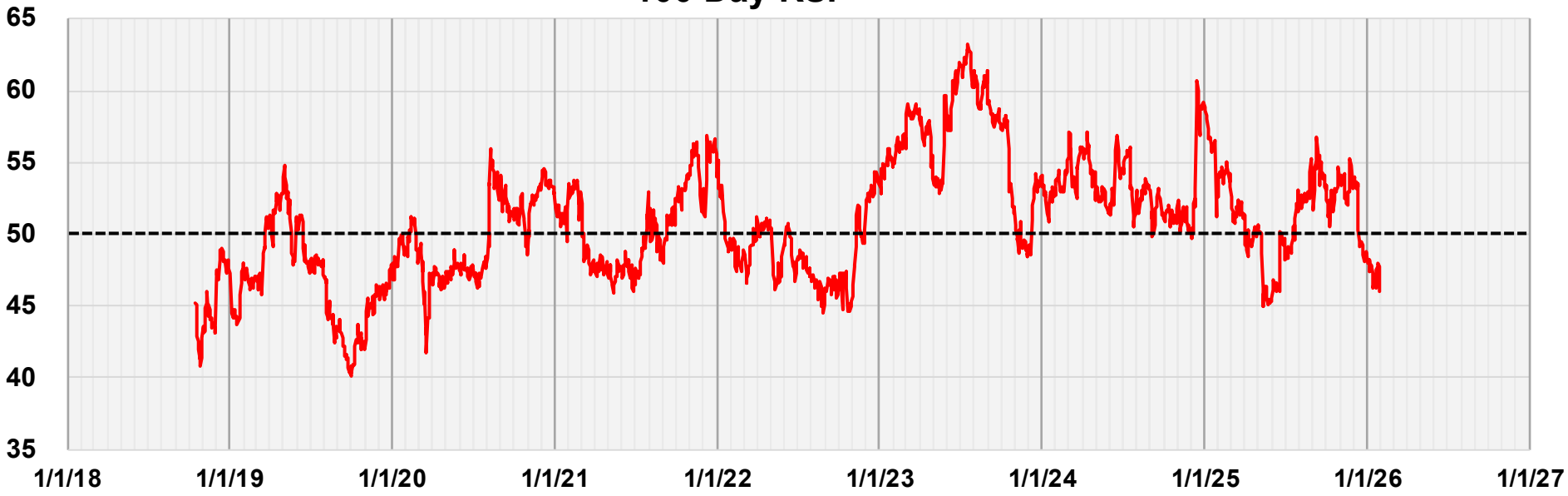

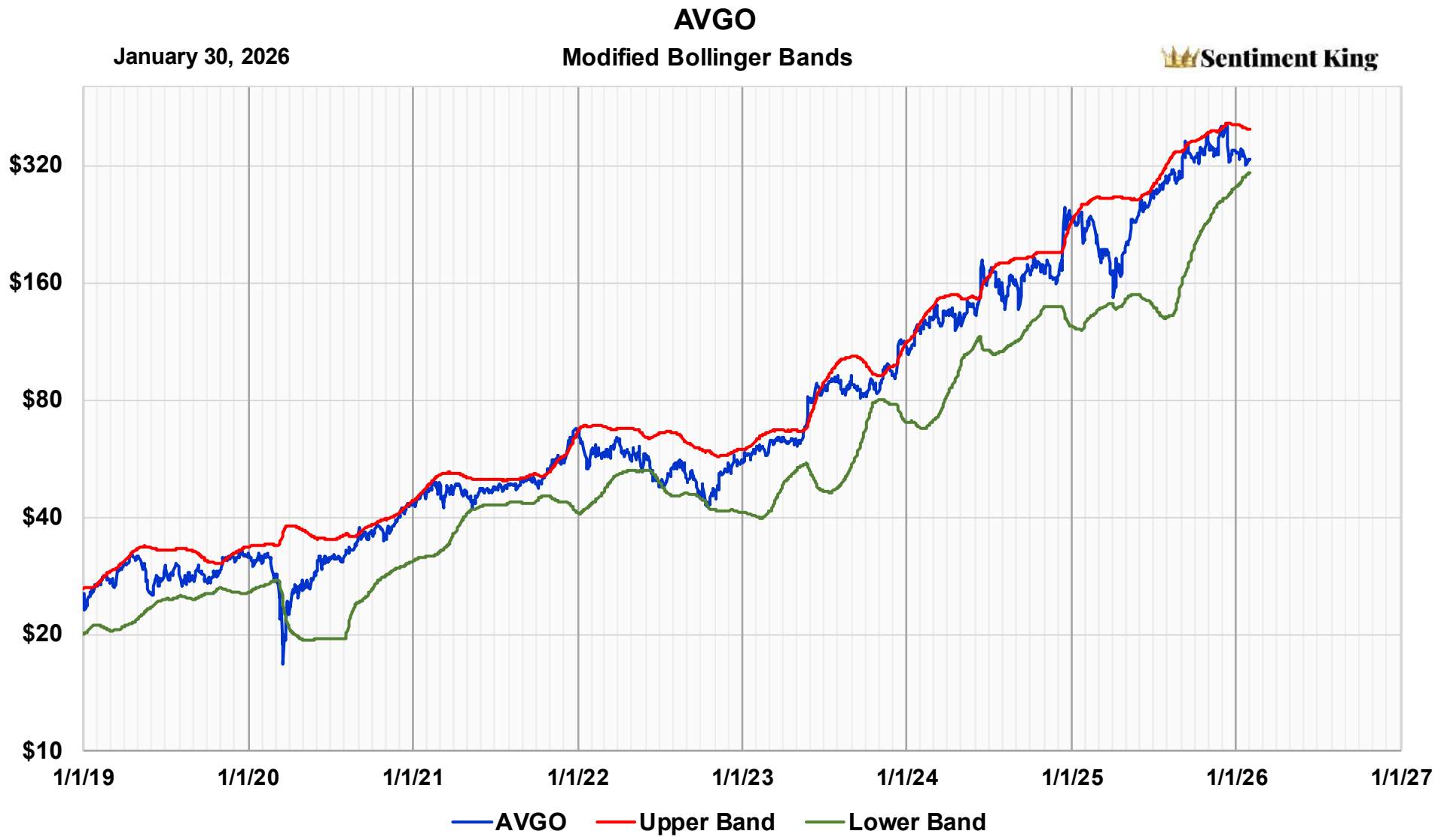
AVGO
January 30, 2026
Modified Bollinger Bands
Sentiment King
$320
$160
$80
$40
$20
$10
1/1/19
1/1/20
1/1/21
1/1/22
1/1/23
1/1/24
1/1/25
1/1/26
1/1/27
AVGO
Upper Band
Lower Band

January 30, 2026
AXP
Sentiment King
$350
$300
$250
$200
$150
$100
$50
1/1/18
1/1/19
1/1/20
1/1/21
1/1/22
1/1/23
1/1/24
1/1/25
1/1/26
1/1/27

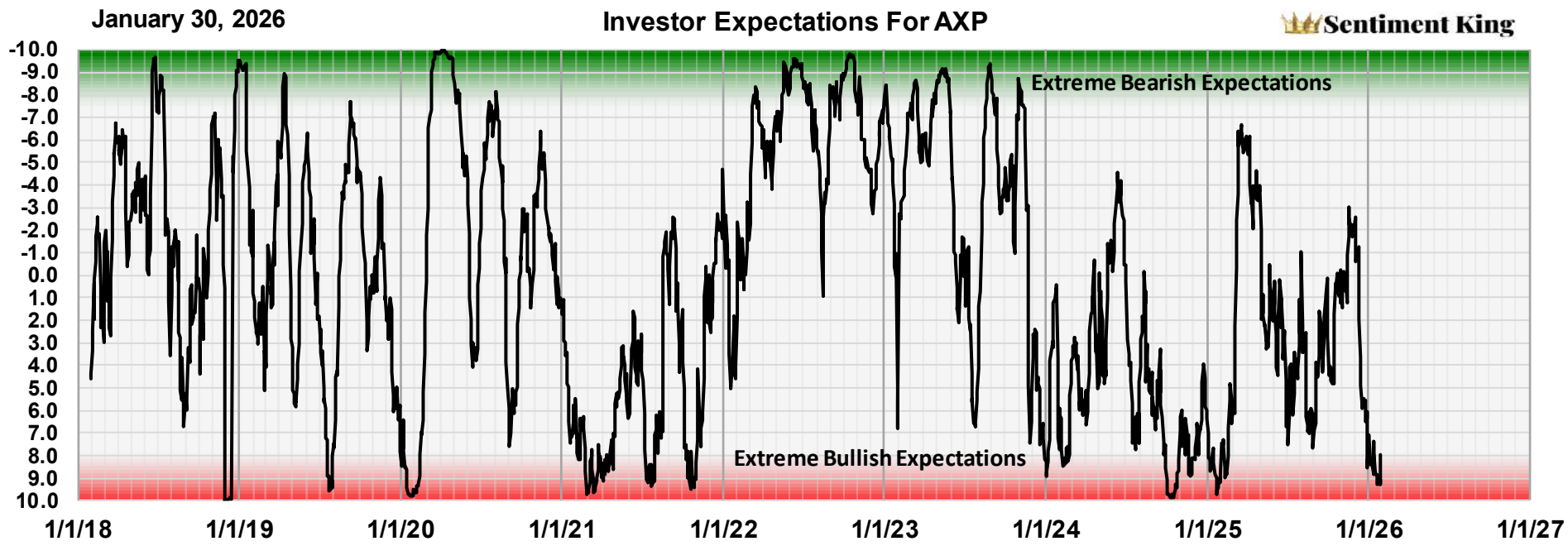
January 30, 2026
Investor Expectations For AXP
Sentiment King
Extreme Bearish Expectations
Extreme Bullish Expectations
-10.0
-9.0
-8.0
-7.0
-6.0
-5.0
-4.0
-3.0
-2.0
-1.0
0.0
1.0
2.0
3.0
4.0
5.0
6.0
7.0
8.0
9.0
10.0
1/1/18
1/1/19
1/1/20
1/1/21
1/1/22
1/1/23
1/1/24
1/1/25
1/1/26
1/1/27

January 30, 2026
AXP
Sentiment King
$350
$300
$250
$200
$150
$100
$50
1/1/18
1/1/19
1/1/20
1/1/21
1/1/22
1/1/23
1/1/24
1/1/25
1/1/26
1/1/27

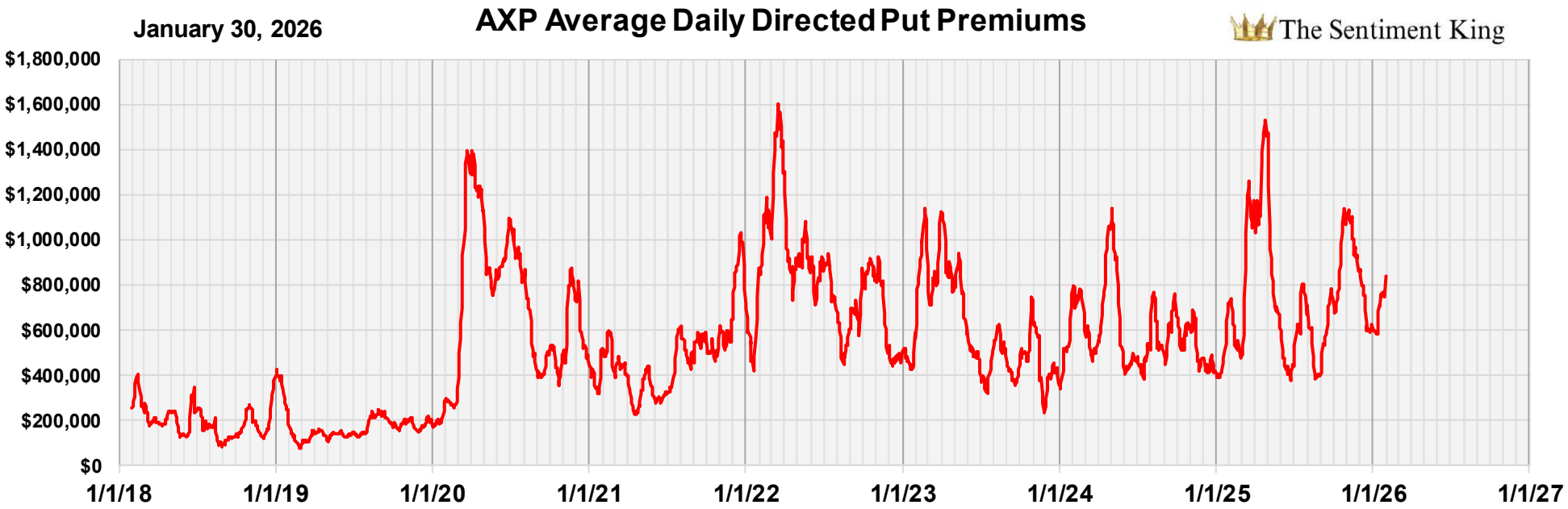
January 30, 2026
AXP Average Daily Directed Put Premiums
The Sentiment King
$1,800,000
$1,600,000
$1,400,000
$1,200,000
$1,000,000
$800,000
$600,000
$400,000
$200,000
$0
1/1/18
1/1/19
1/1/20
1/1/21
1/1/22
1/1/23
1/1/24
1/1/25
1/1/26
1/1/27

January 30, 2026

AXP

Sentiment King

100 Day RSI

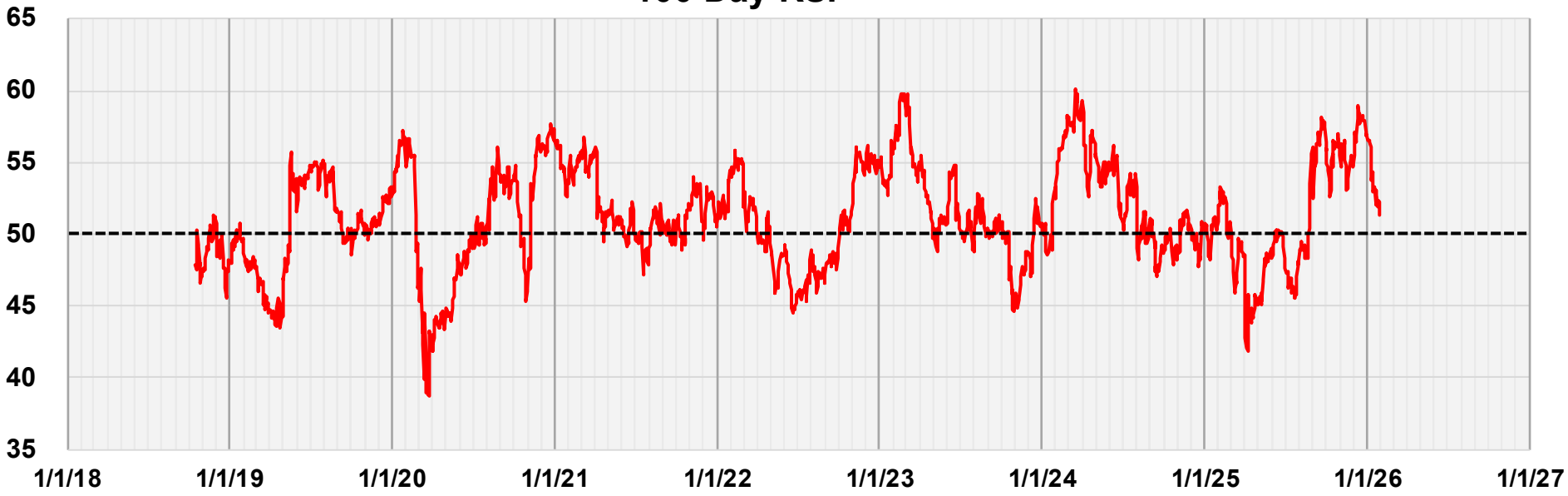

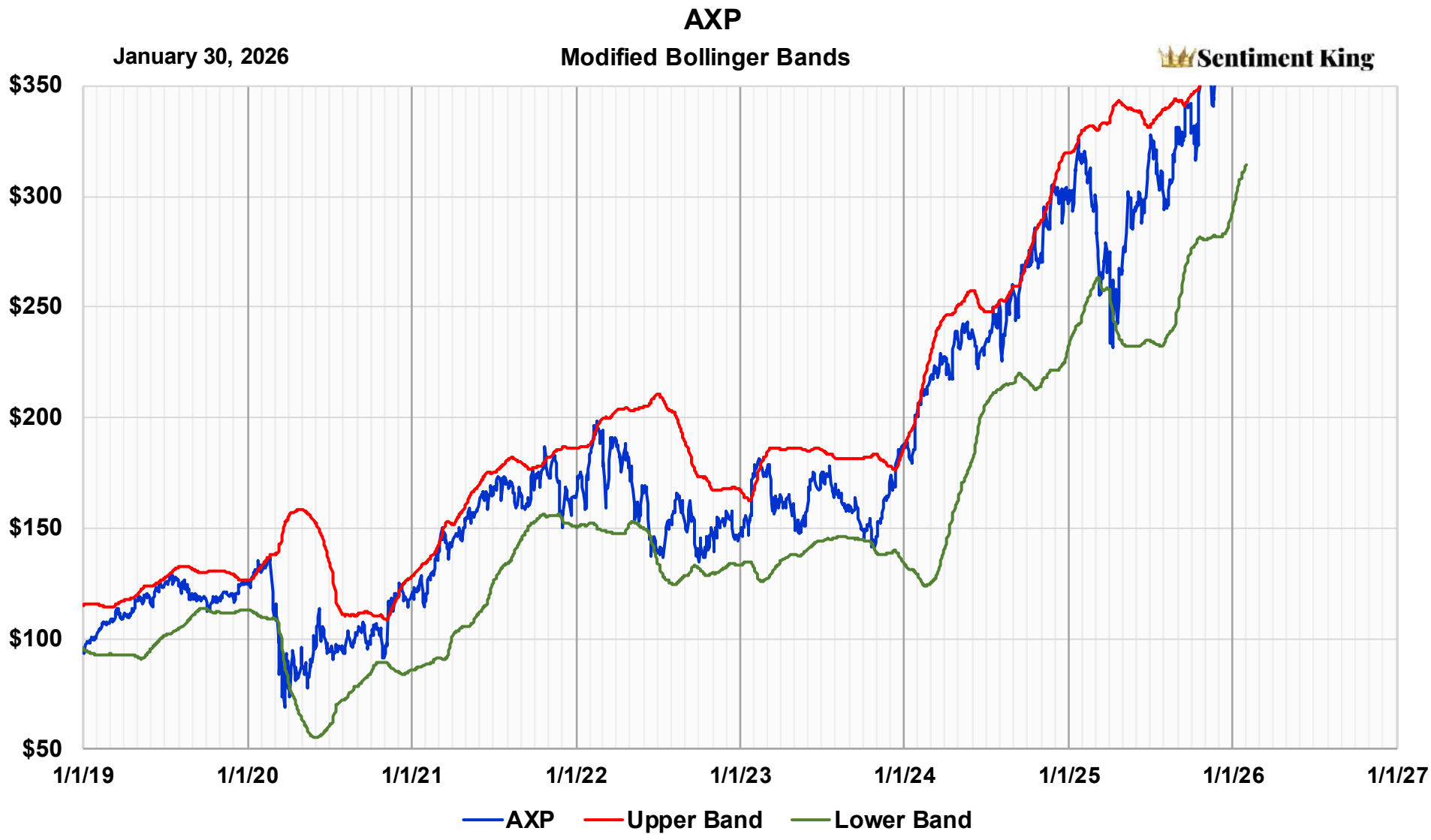
AXP
January 30, 2026
Modified Bollinger Bands
Sentiment King
$350
$300
$250
$200
$150
$100
$50
1/1/19
1/1/20
1/1/21
1/1/22
1/1/23
1/1/24
1/1/25
1/1/26
1/1/27
AXP
Upper Band
Lower Band

January 30, 2026
BA
Sentiment King
$500
$400
$300
$200
$100
$0
1/1/18
1/1/19
1/1/20
1/1/21
1/1/22
1/1/23
1/1/24
1/1/25
1/1/26
1/1/27

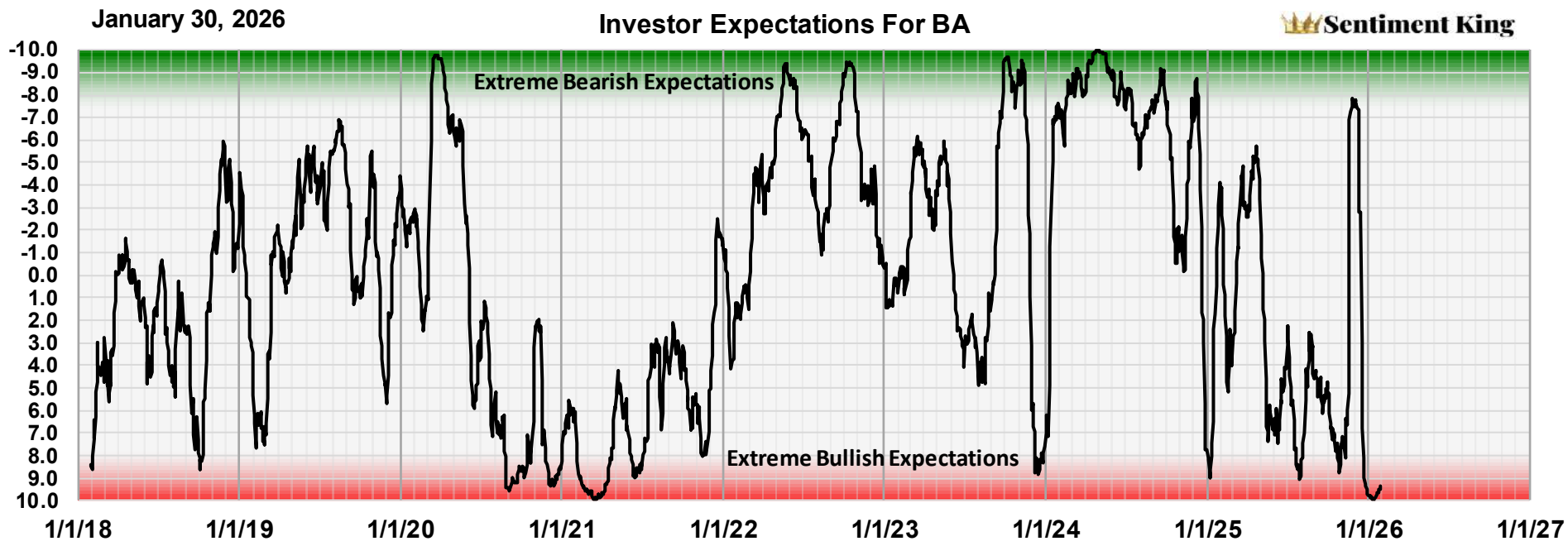
January 30, 2026
Investor Expectations For BA
Sentiment King
Extreme Bearish Expectations
Extreme Bullish Expectations
-10.0
-9.0
-8.0
-7.0
-6.0
-5.0
-4.0
-3.0
-2.0
-1.0
0.0
1.0
2.0
3.0
4.0
5.0
6.0
7.0
8.0
9.0
10.0
1/1/18
1/1/19
1/1/20
1/1/21
1/1/22
1/1/23
1/1/24
1/1/25
1/1/26
1/1/27

January 30, 2026
BA
Sentiment King
$500
$400
$300
$200
$100
$0
1/1/18
1/1/19
1/1/20
1/1/21
1/1/22
1/1/23
1/1/24
1/1/25
1/1/26
1/1/27

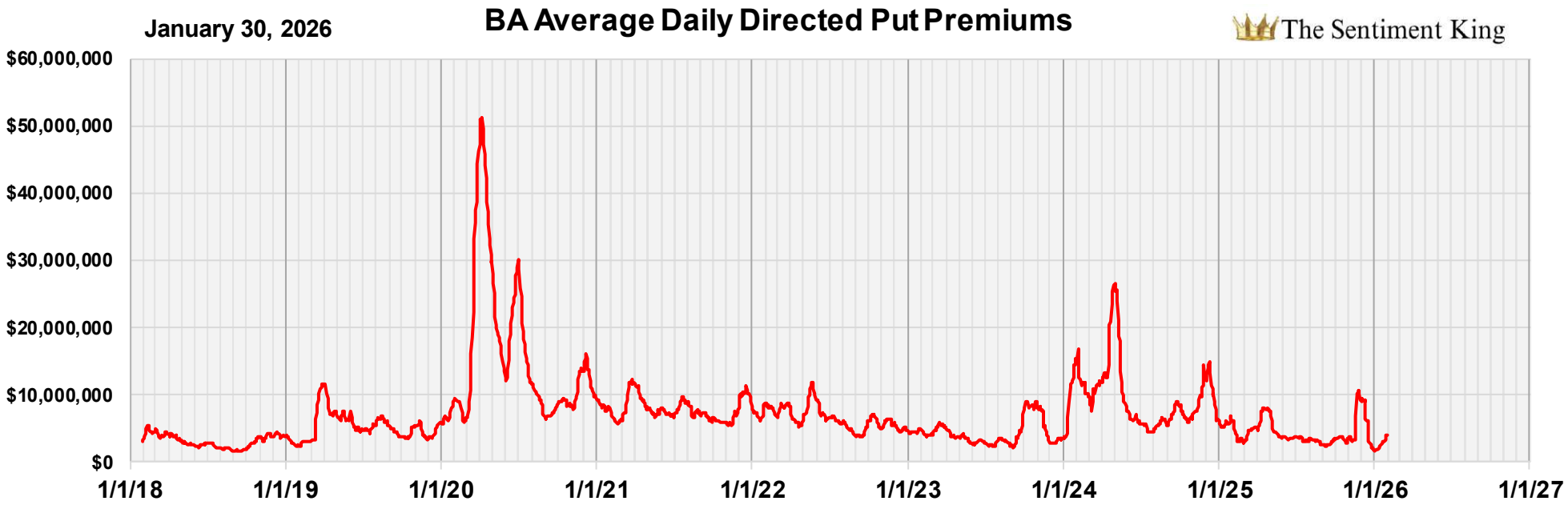
January 30, 2026
BA Average Daily Directed Put Premiums
The Sentiment King
$60,000,000
$50,000,000
$40,000,000
$30,000,000
$20,000,000
$10,000,000
$0
1/1/18
1/1/19
1/1/20
1/1/21
1/1/22
1/1/23
1/1/24
1/1/25
1/1/26
1/1/27

January 30, 2026
BA
Sentiment King
$500
$400
$300
$200
$100
$0
1/1/18
1/1/19
1/1/20
1/1/21
1/1/22
1/1/23
1/1/24
1/1/25
1/1/26
1/1/27

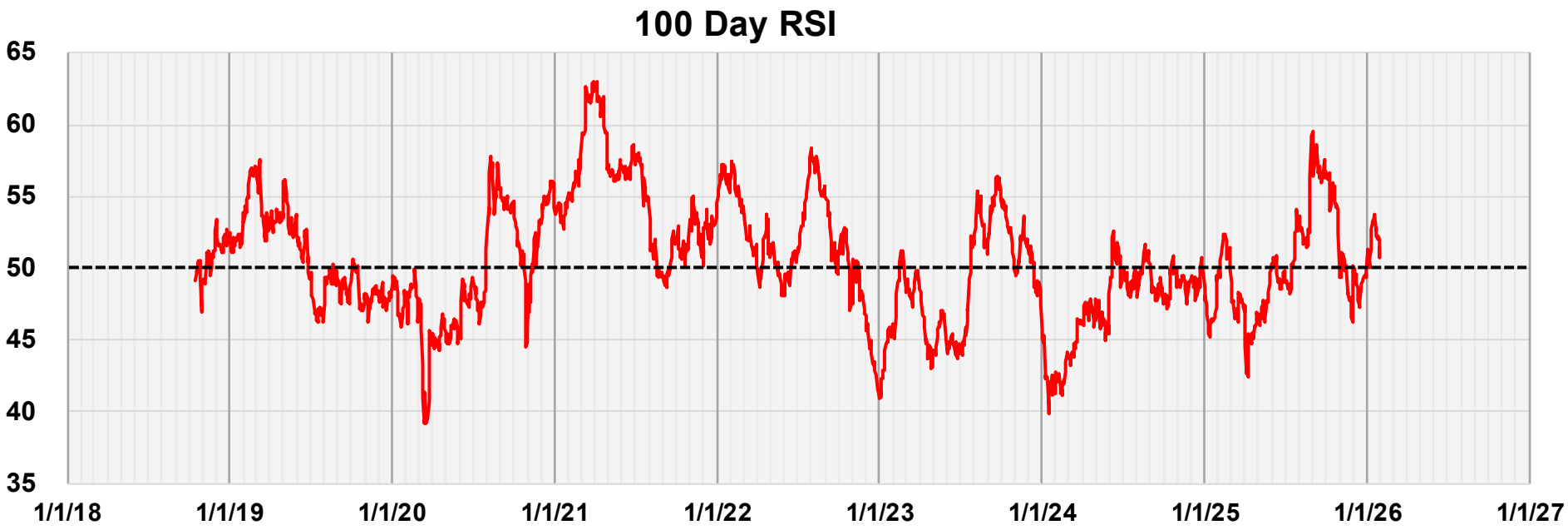
100 Day RSI
65
60
55
50
45
40
35
1/1/18
1/1/19
1/1/20
1/1/21
1/1/22
1/1/23
1/1/24
1/1/25
1/1/26
1/1/27

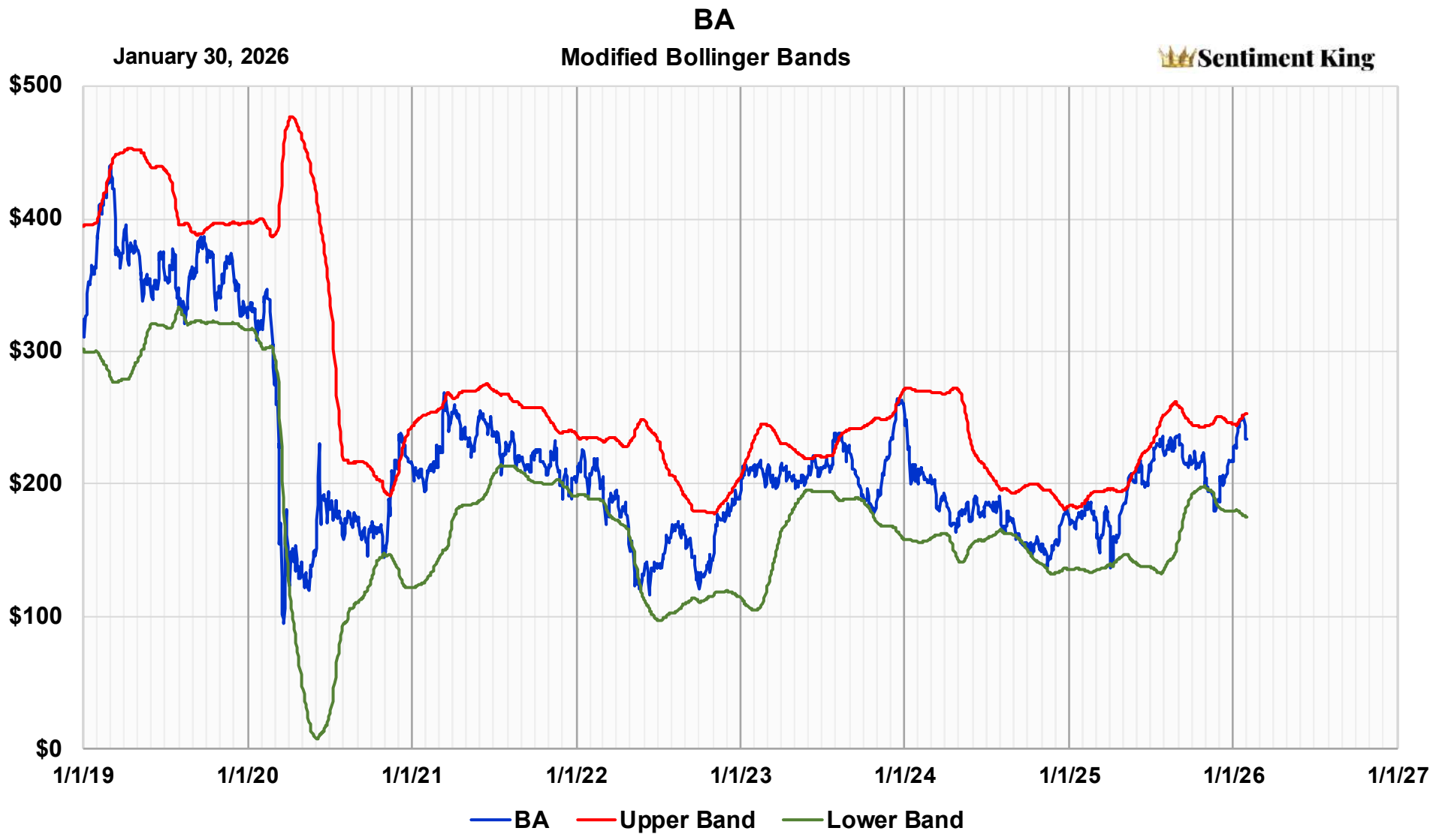
BA
January 30, 2026
Modified Bollinger Bands
Sentiment King
$500
$400
$300
$200
$100
$0
1/1/19
1/1/20
1/1/21
1/1/22
1/1/23
1/1/24
1/1/25
1/1/26
1/1/27
BA
Upper Band
Lower Band

January 30, 2026
BAC
Sentiment King
$70
$60
$50
$40
$30
$20
$10
$0
1/1/18
1/1/19
1/1/20
1/1/21
1/1/22
1/1/23
1/1/24
1/1/25
1/1/26
1/1/27

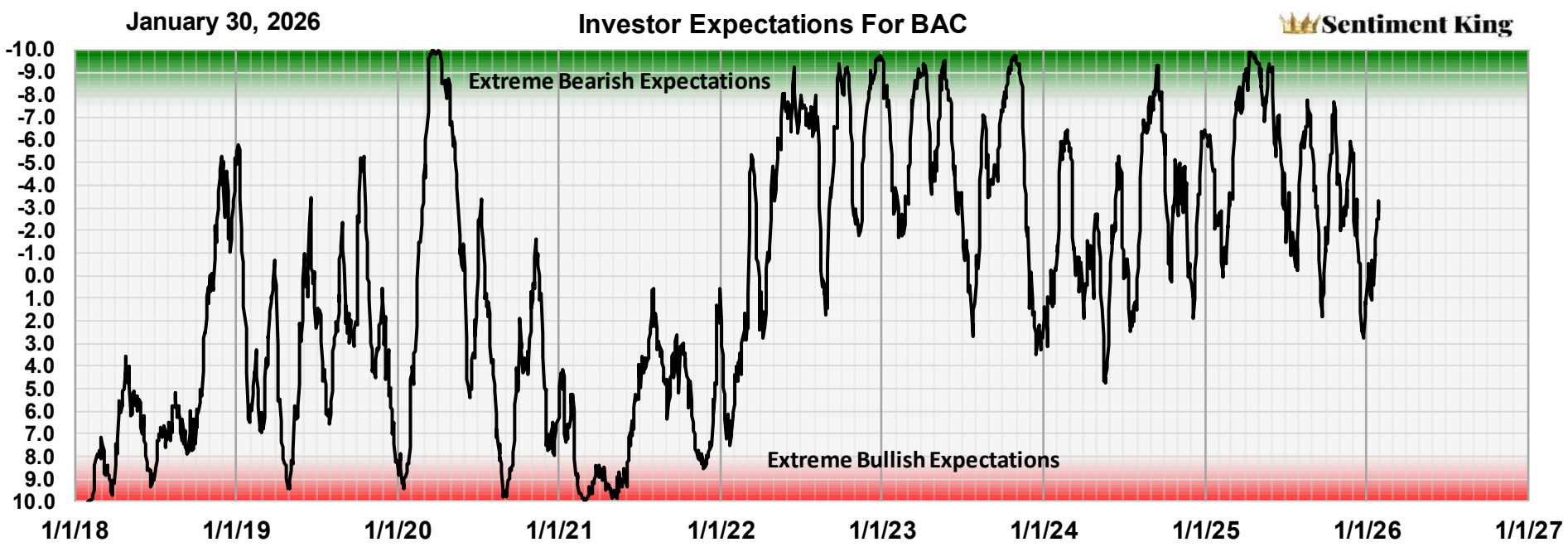
January 30, 2026
Investor Expectations For BAC
Sentiment King
Extreme Bearish Expectations
Extreme Bullish Expectations
-10.0
-9.0
-8.0
-7.0
-6.0
-5.0
-4.0
-3.0
-2.0
-1.0
0.0
1.0
2.0
3.0
4.0
5.0
6.0
7.0
8.0
9.0
10.0
1/1/18
1/1/19
1/1/20
1/1/21
1/1/22
1/1/23
1/1/24
1/1/25
1/1/26
1/1/27

January 30, 2026
BAC
Sentiment King
$70
$60
$50
$40
$30
$20
$10
$0
1/1/18
1/1/19
1/1/20
1/1/21
1/1/22
1/1/23
1/1/24
1/1/25
1/1/26
1/1/27

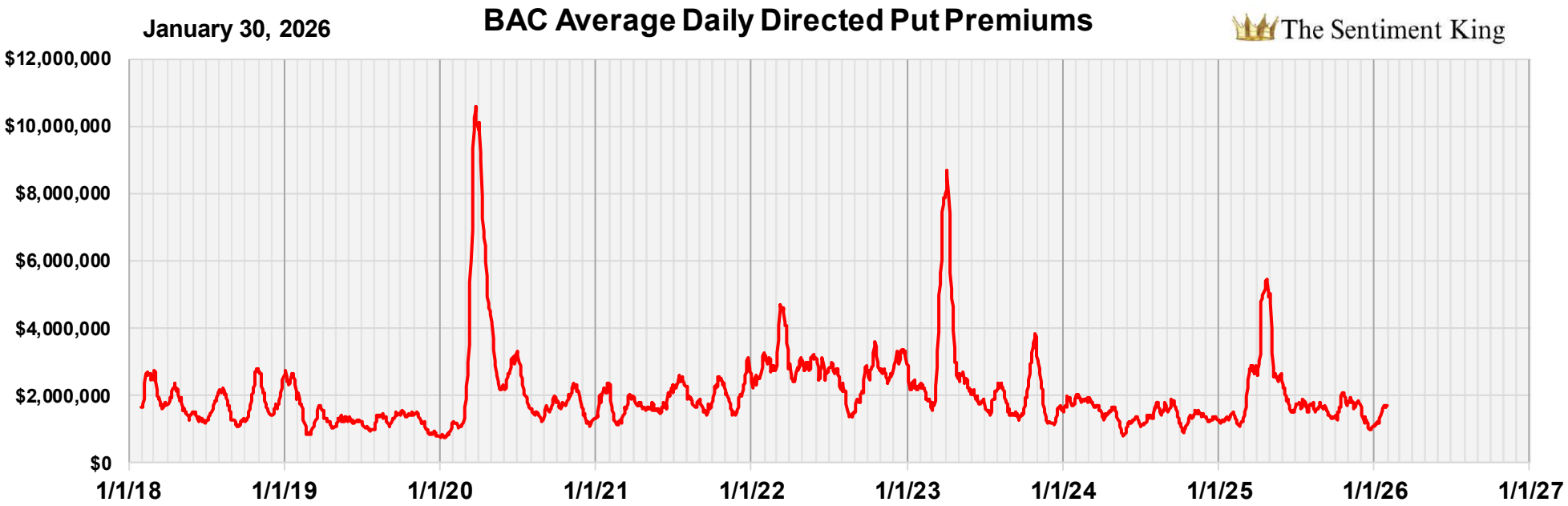
January 30, 2026
BAC Average Daily Directed Put Premiums
The Sentiment King
$12,000,000
$10,000,000
$8,000,000
$6,000,000
$4,000,000
$2,000,000
$0
1/1/18
1/1/19
1/1/20
1/1/21
1/1/22
1/1/23
1/1/24
1/1/25
1/1/26
1/1/27

January 30, 2026

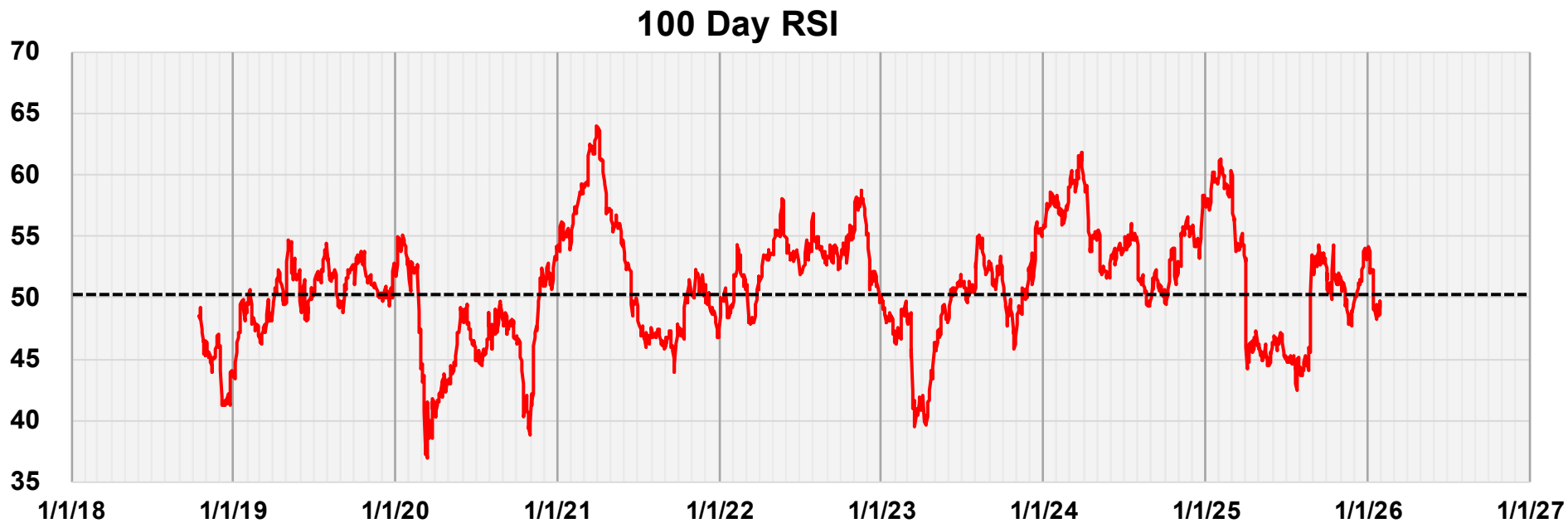

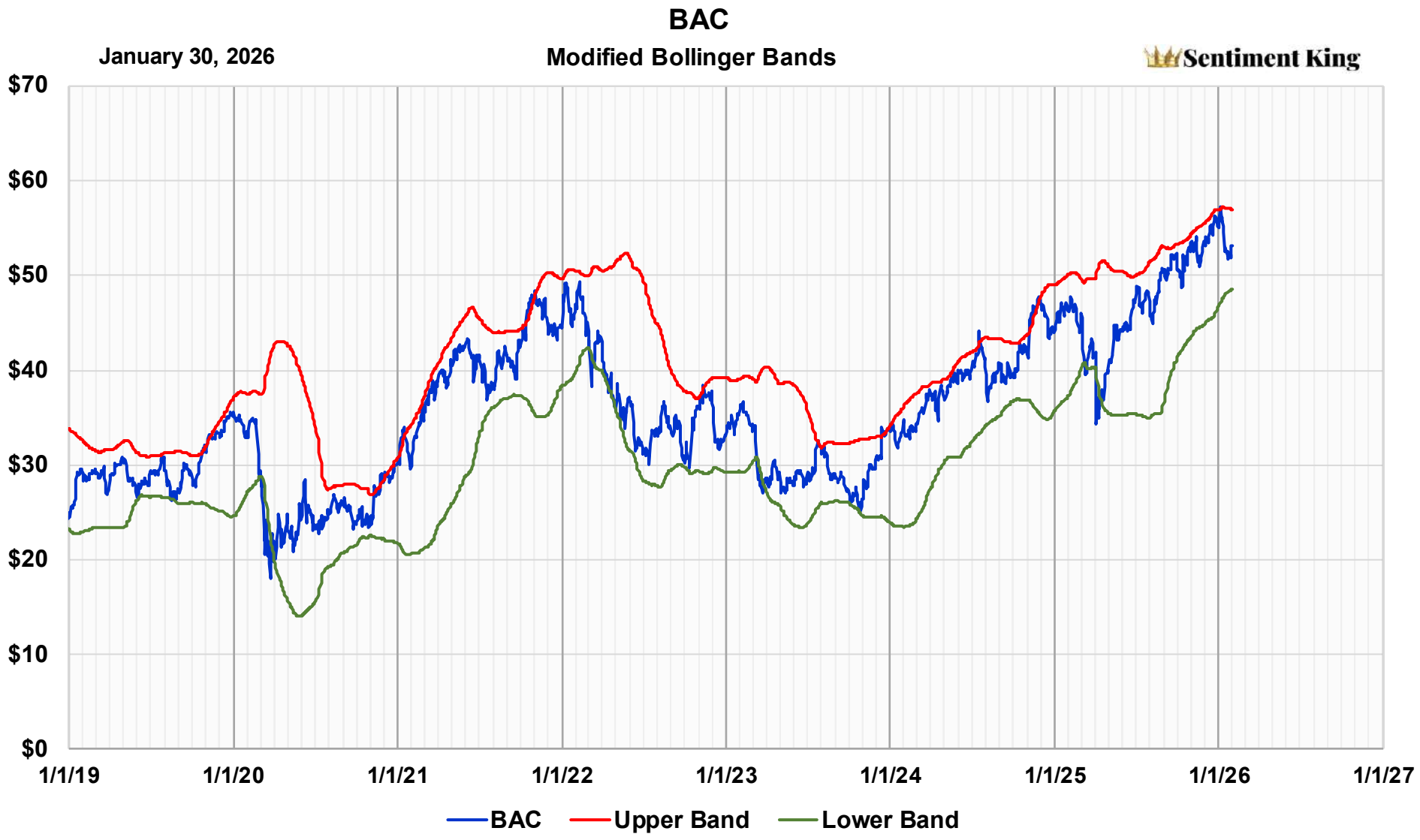
BAC
January 30, 2026
Modified Bollinger Bands
Sentiment King
$70
$60
$50
$40
$30
$20
$10
$0
1/1/19
1/1/20
1/1/21
1/1/22
1/1/23
1/1/24
1/1/25
1/1/26
1/1/27
BAC
Upper Band
Lower Band

January 30, 2026
BKNG
Sentiment King
$6,000
$5,000
$4,000
$3,000
$2,000
$1,000
$0
1/1/18
1/1/19
1/1/20
1/1/21
1/1/22
1/1/23
1/1/24
1/1/25
1/1/26
1/1/27

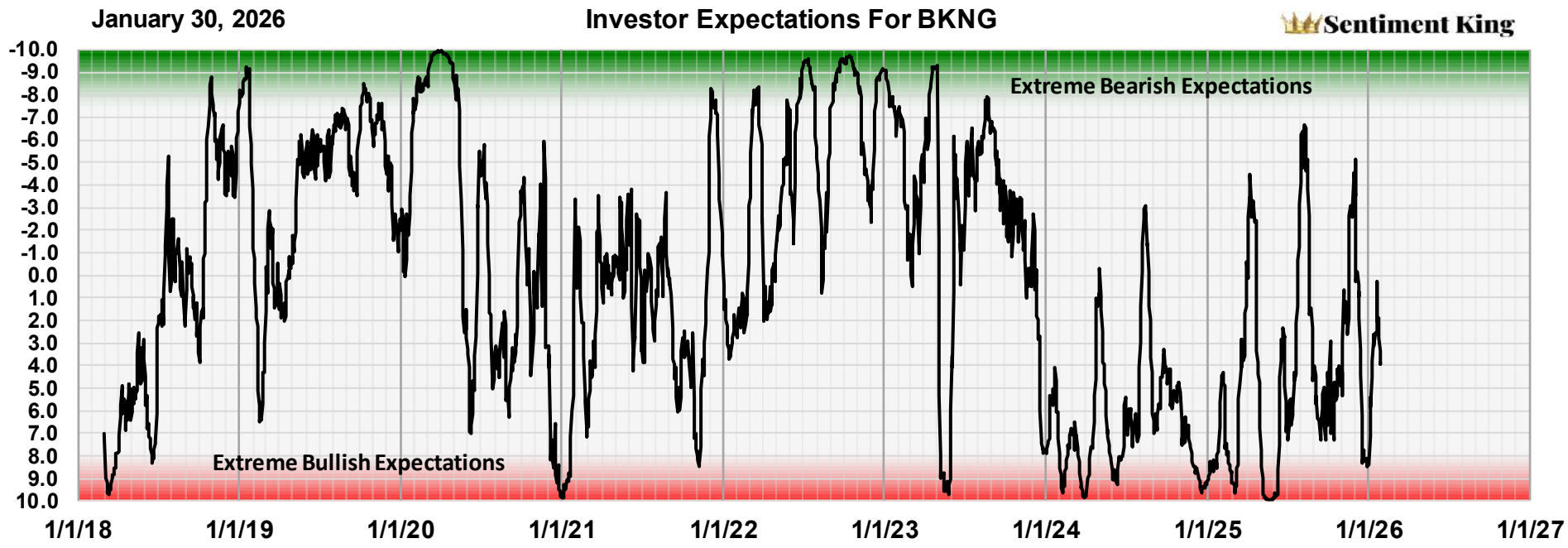
January 30, 2026
Investor Expectations For BKNG
Sentiment King
Extreme Bearish Expectations
Extreme Bullish Expectations
-10.0
-9.0
-8.0
-7.0
-6.0
-5.0
-4.0
-3.0
-2.0
-1.0
0.0
1.0
2.0
3.0
4.0
5.0
6.0
7.0
8.0
9.0
10.0
1/1/18
1/1/19
1/1/20
1/1/21
1/1/22
1/1/23
1/1/24
1/1/25
1/1/26
1/1/27

January 30, 2026
BKNG
Sentiment King
$6,000
$5,000
$4,000
$3,000
$2,000
$1,000
$0
1/1/18
1/1/19
1/1/20
1/1/21
1/1/22
1/1/23
1/1/24
1/1/25
1/1/26
1/1/27

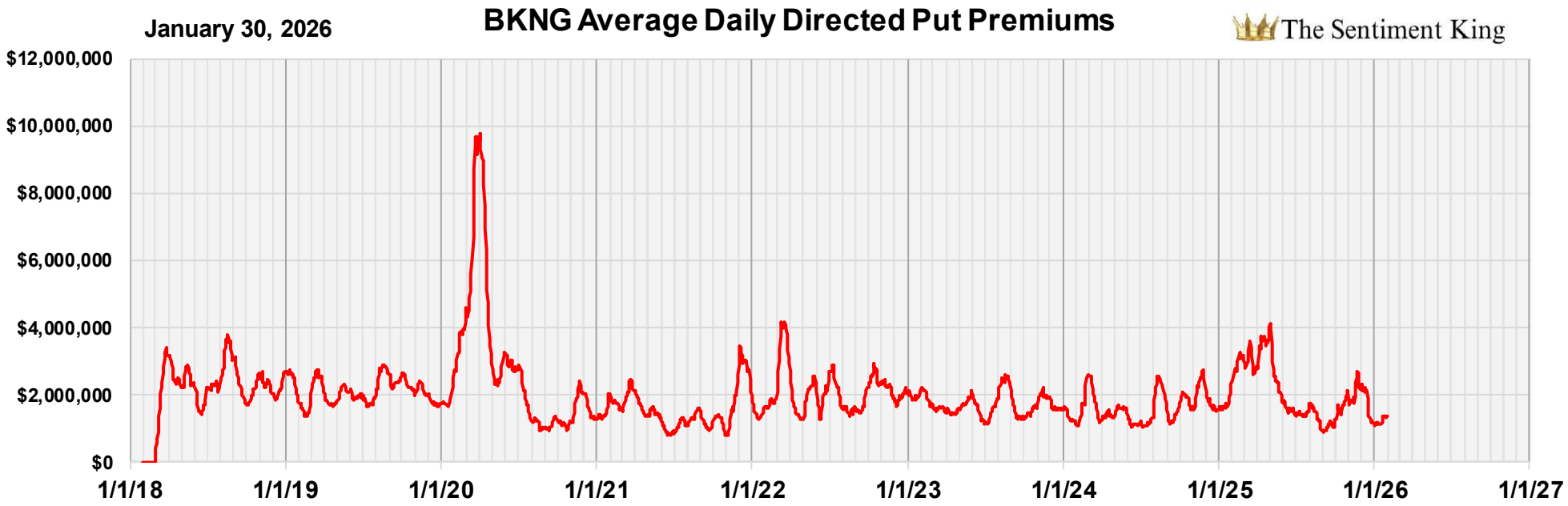
January 30, 2026
BKNG Average Daily Directed Put Premiums
The Sentiment King
$12,000,000
$10,000,000
$8,000,000
$6,000,000
$4,000,000
$2,000,000
$0
1/1/18
1/1/19
1/1/20
1/1/21
1/1/22
1/1/23
1/1/24
1/1/25
1/1/26
1/1/27

January 30, 2026

BKNG

Sentiment King

100 Day RSI

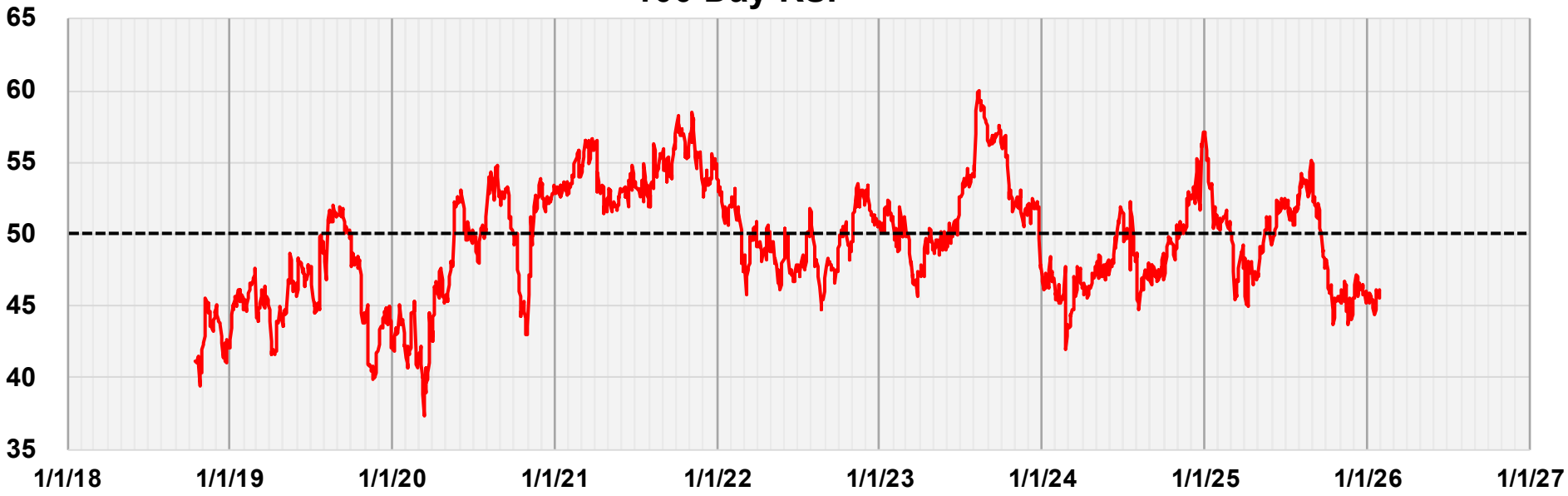

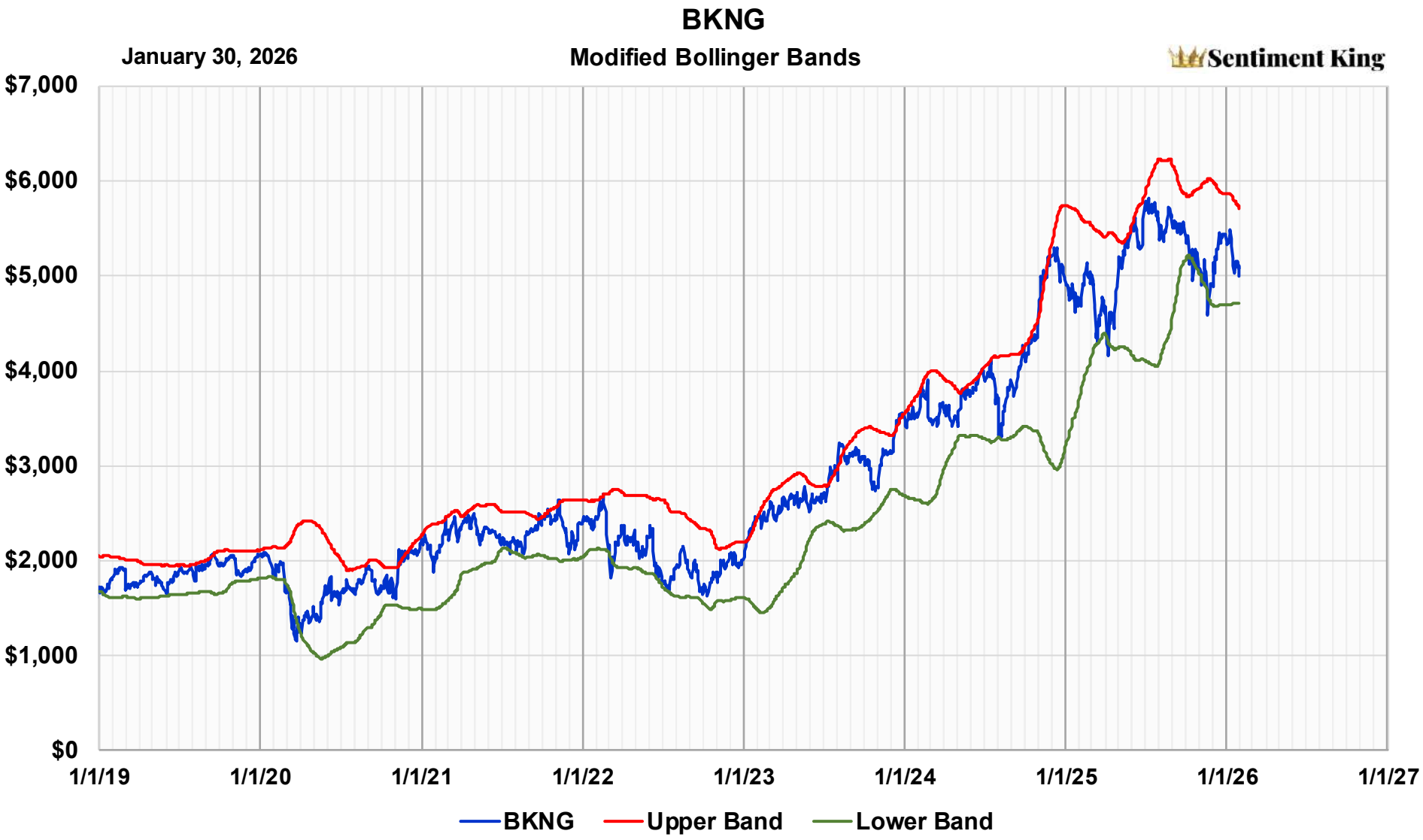
BKNG
January 30, 2026
Modified Bollinger Bands
Sentiment King
$7,000
$6,000
$5,000
$4,000
$3,000
$2,000
$1,000
$0
1/1/19
1/1/20
1/1/21
1/1/22
1/1/23
1/1/24
1/1/25
1/1/26
1/1/27
BKNG
Upper Band
Lower Band

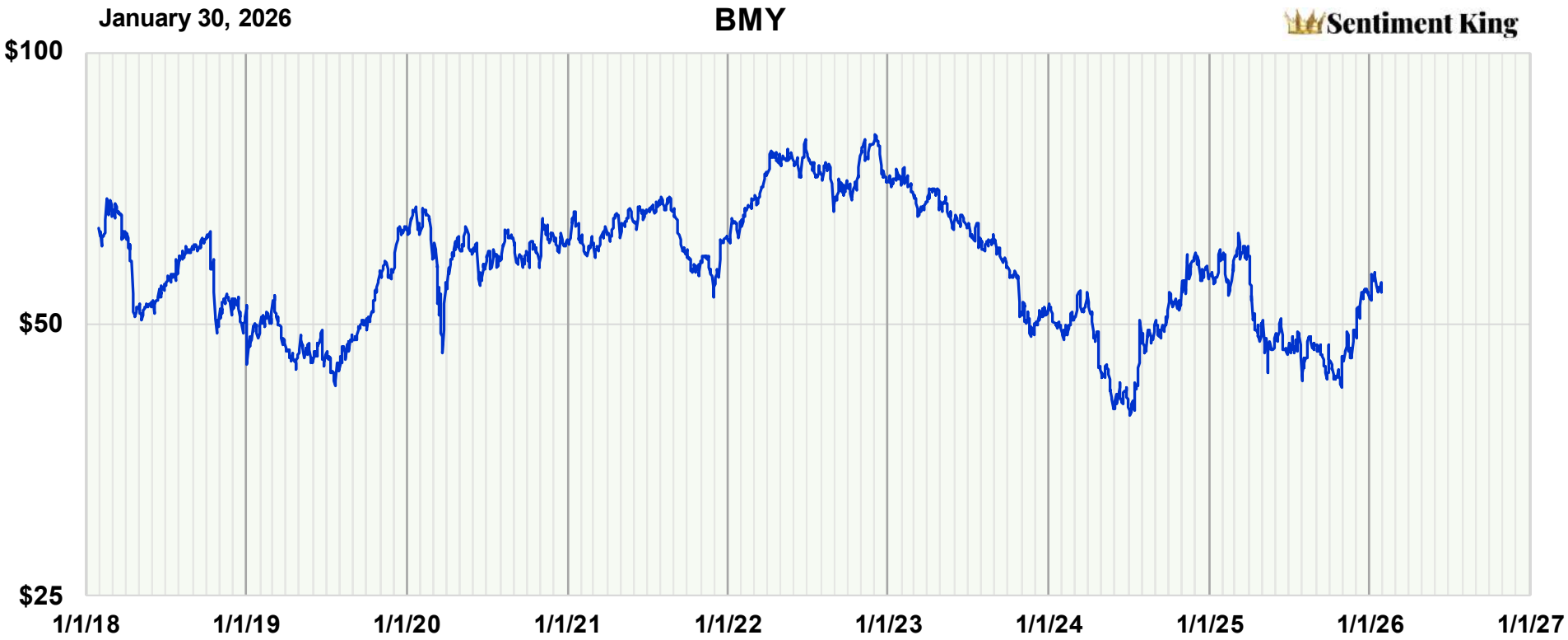
January 30, 2026
BMY
Sentiment King
$100
$50
$25
1/1/18
1/1/19
1/1/20
1/1/21
1/1/22
1/1/23
1/1/24
1/1/25
1/1/26
1/1/27

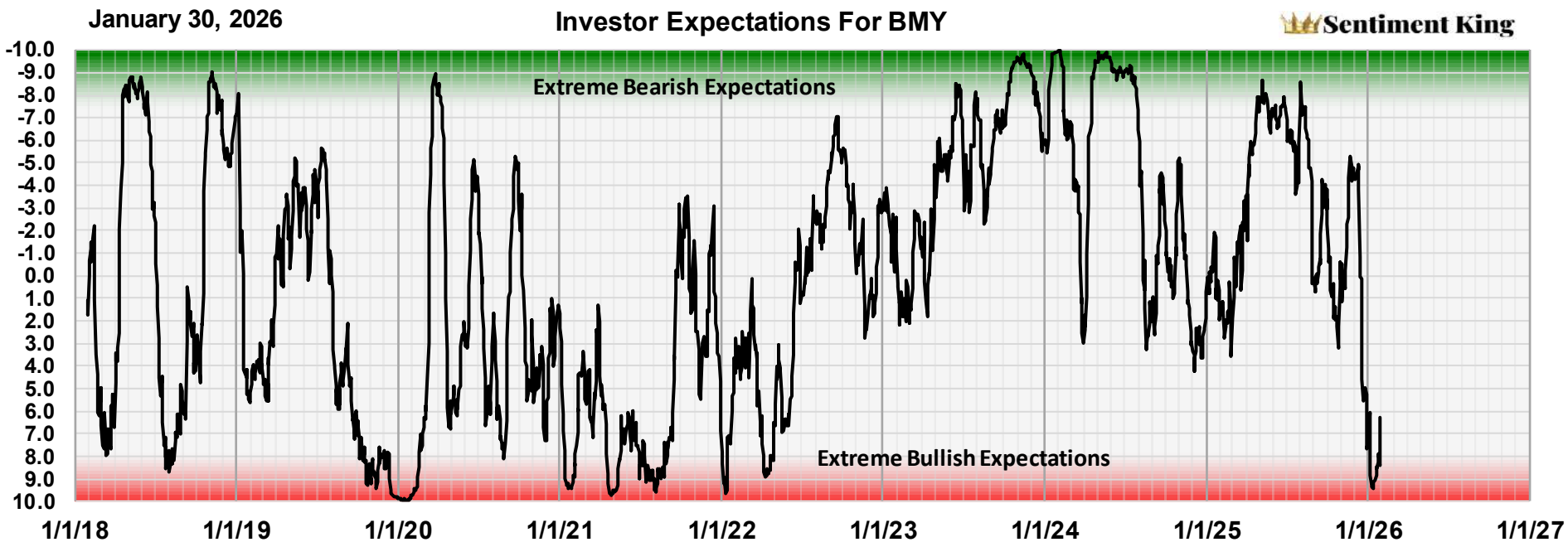
January 30, 2026
Investor Expectations For BMY
Sentiment King
Extreme Bearish Expectations
Extreme Bullish Expectations
-10.0
-9.0
-8.0
-7.0
-6.0
-5.0
-4.0
-3.0
-2.0
-1.0
0.0
1.0
2.0
3.0
4.0
5.0
6.0
7.0
8.0
9.0
10.0
1/1/18
1/1/19
1/1/20
1/1/21
1/1/22
1/1/23
1/1/24
1/1/25
1/1/26
1/1/27

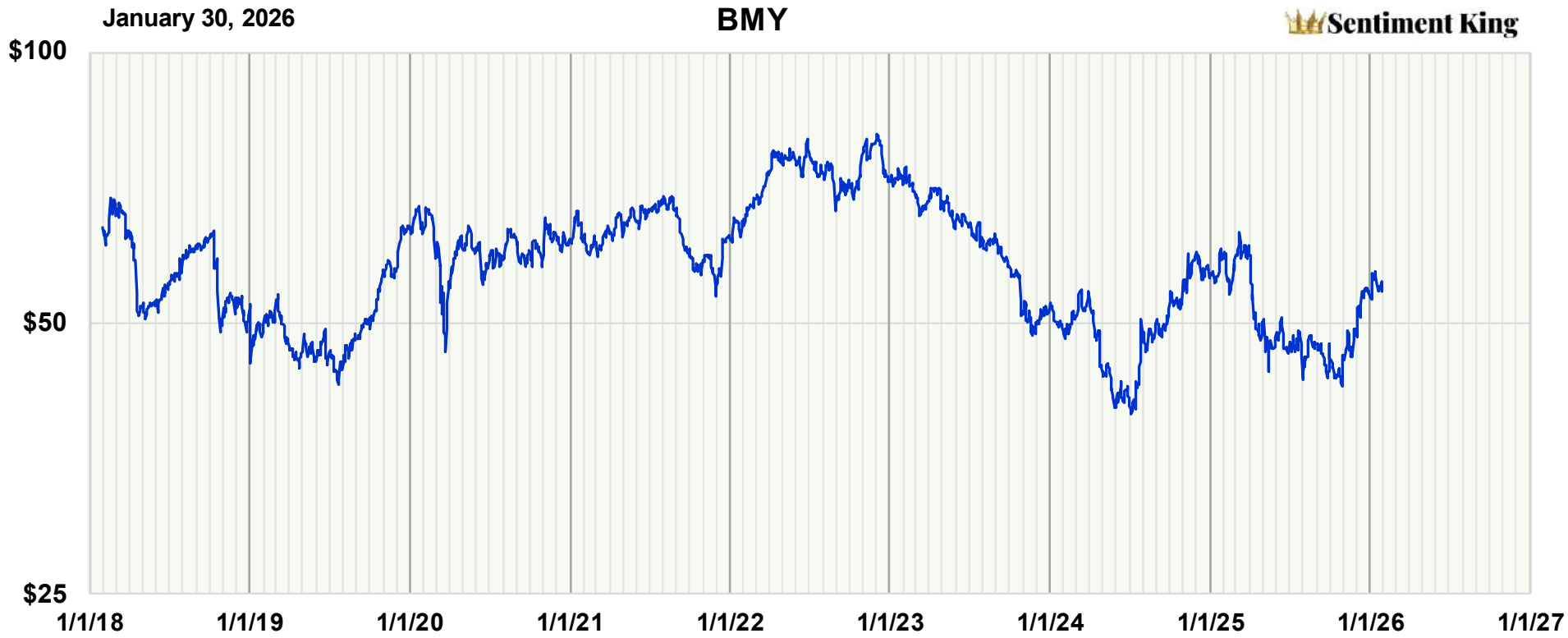
January 30, 2026
BMY
Sentiment King
$100
$50
$25
1/1/18
1/1/19
1/1/20
1/1/21
1/1/22
1/1/23
1/1/24
1/1/25
1/1/26
1/1/27

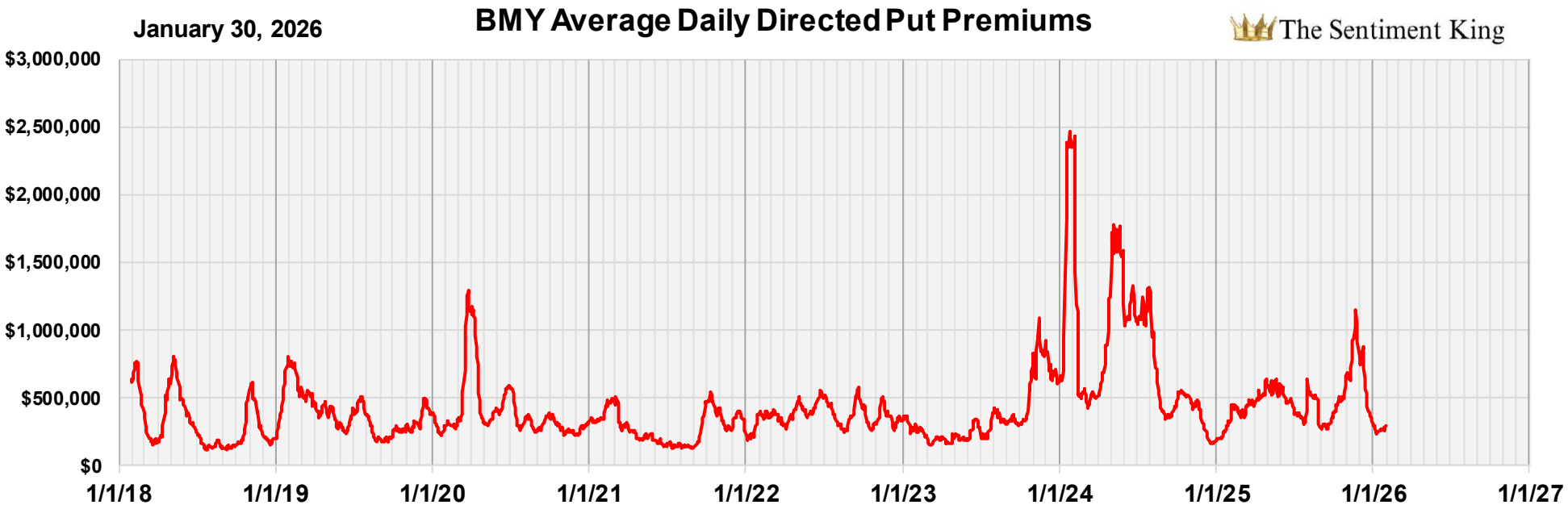
January 30, 2026
BMY Average Daily Directed Put Premiums
The Sentiment King
$3,000,000
$2,500,000
$2,000,000
$1,500,000
$1,000,000
$500,000
$0
1/1/18
1/1/19
1/1/20
1/1/21
1/1/22
1/1/23
1/1/24
1/1/25
1/1/26
1/1/27

January 30, 2026

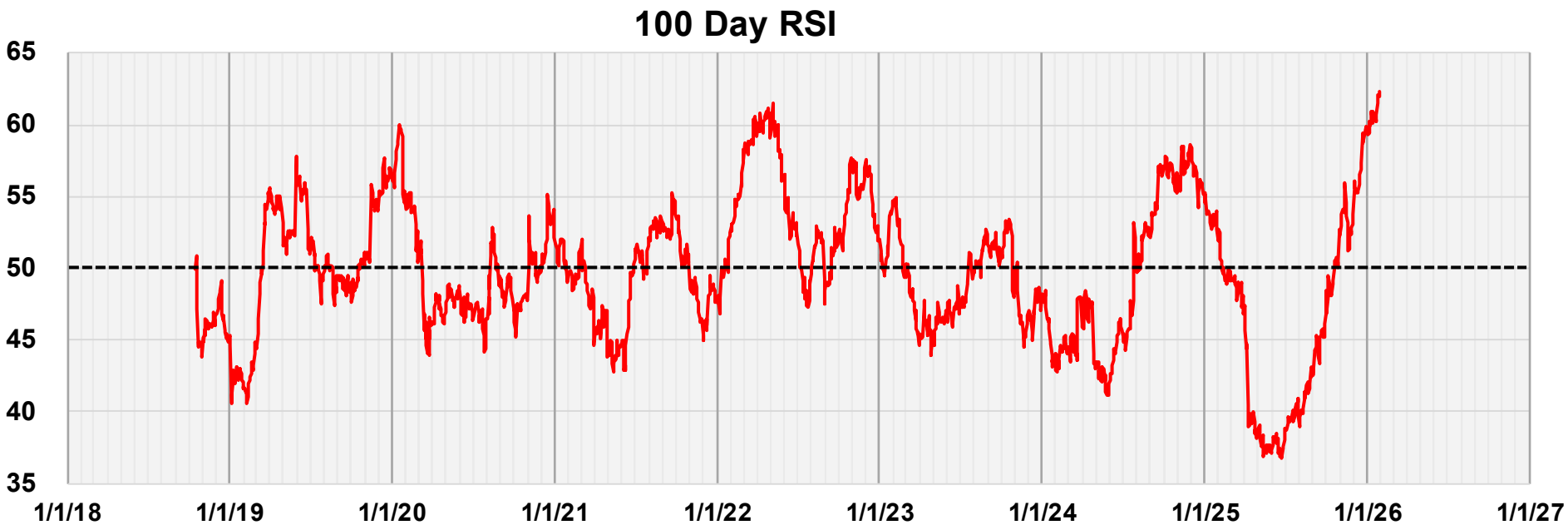

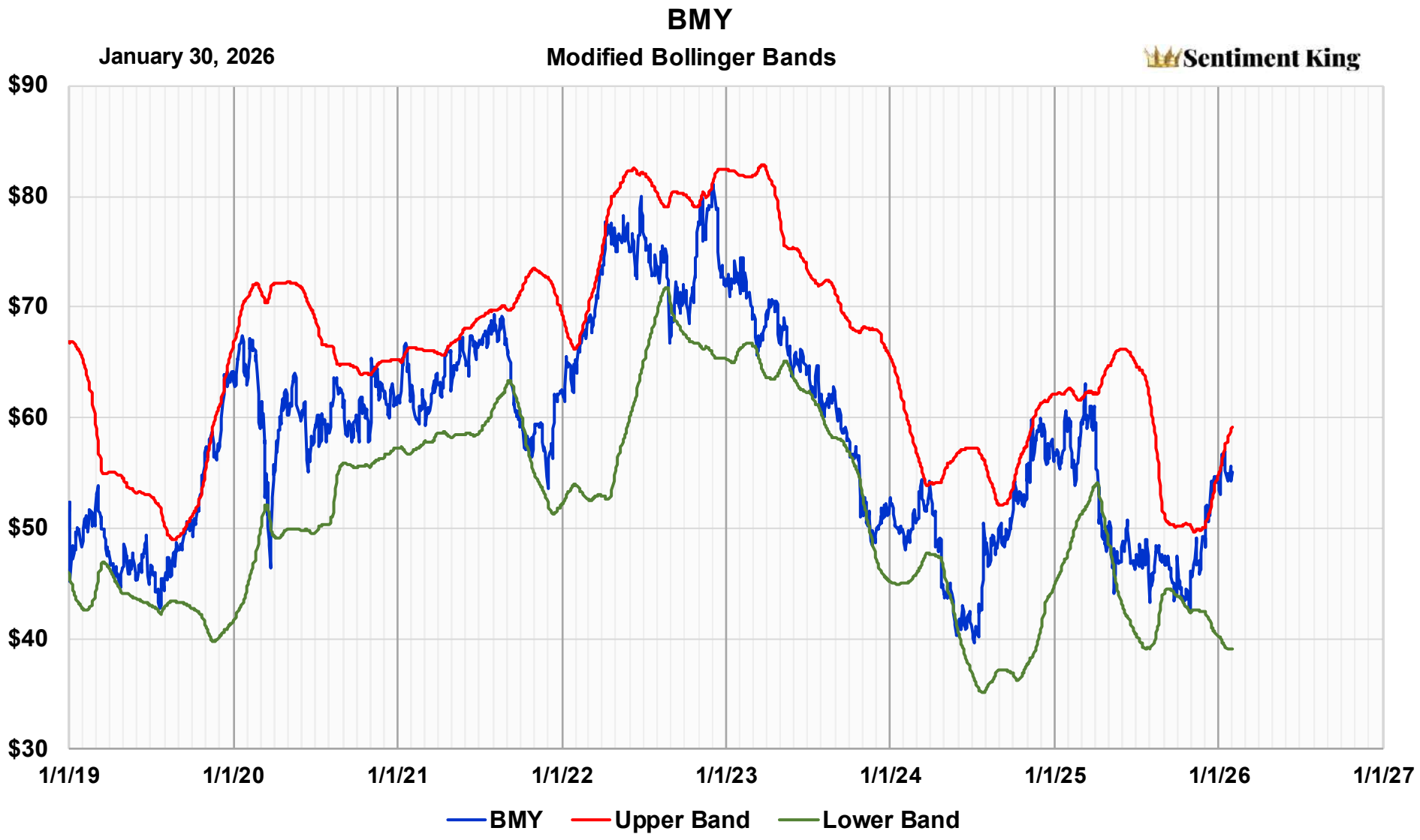
BMY
January 30, 2026
Modified Bollinger Bands
Sentiment King
$90
$80
$70
$60
$50
$40
$30
1/1/19
1/1/20
1/1/21
1/1/22
1/1/23
1/1/24
1/1/25
1/1/26
1/1/27
BMY
Upper Band
Lower Band

January 30, 2026
C
Sentiment King
$125
$100
$75
$50
$25
1/1/18
1/1/19
1/1/20
1/1/21
1/1/22
1/1/23
1/1/24
1/1/25
1/1/26
1/1/27

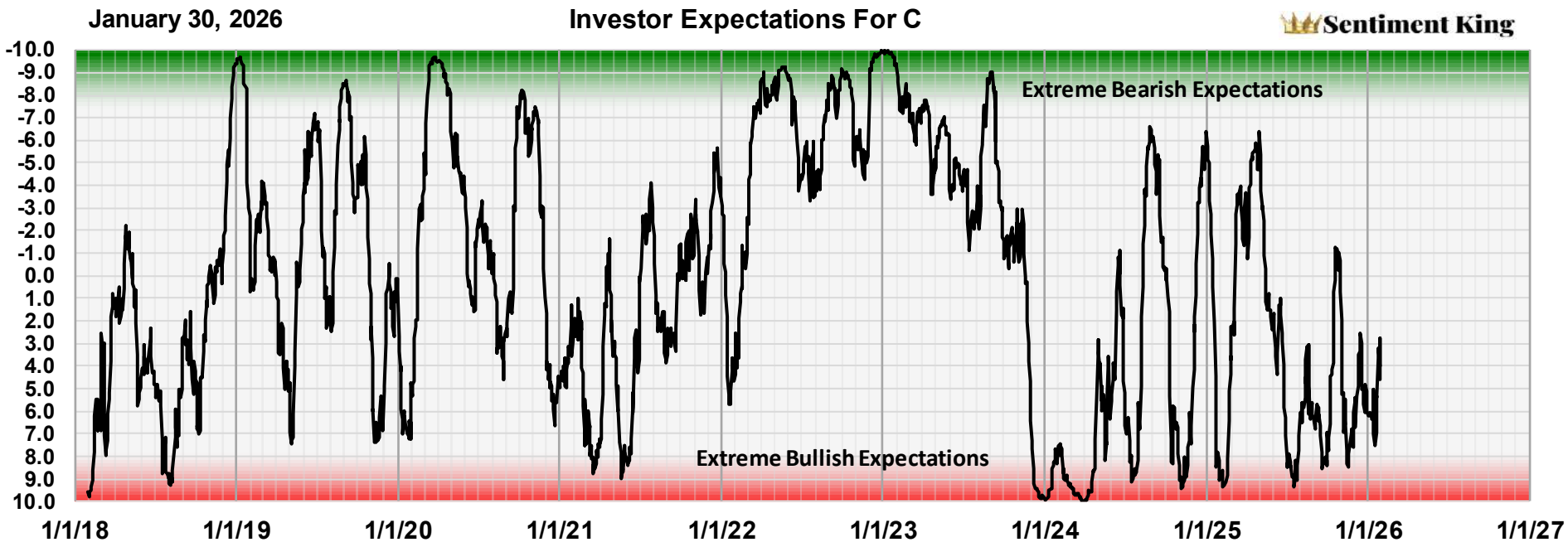
January 30, 2026
Investor Expectations For C
Sentiment King
Extreme Bearish Expectations
Extreme Bullish Expectations
-10.0
-9.0
-8.0
-7.0
-6.0
-5.0
-4.0
-3.0
-2.0
-1.0
0.0
1.0
2.0
3.0
4.0
5.0
6.0
7.0
8.0
9.0
10.0
1/1/18
1/1/19
1/1/20
1/1/21
1/1/22
1/1/23
1/1/24
1/1/25
1/1/26
1/1/27

January 30, 2026
C
Sentiment King
$125
$100
$75
$50
$25
1/1/18
1/1/19
1/1/20
1/1/21
1/1/22
1/1/23
1/1/24
1/1/25
1/1/26
1/1/27

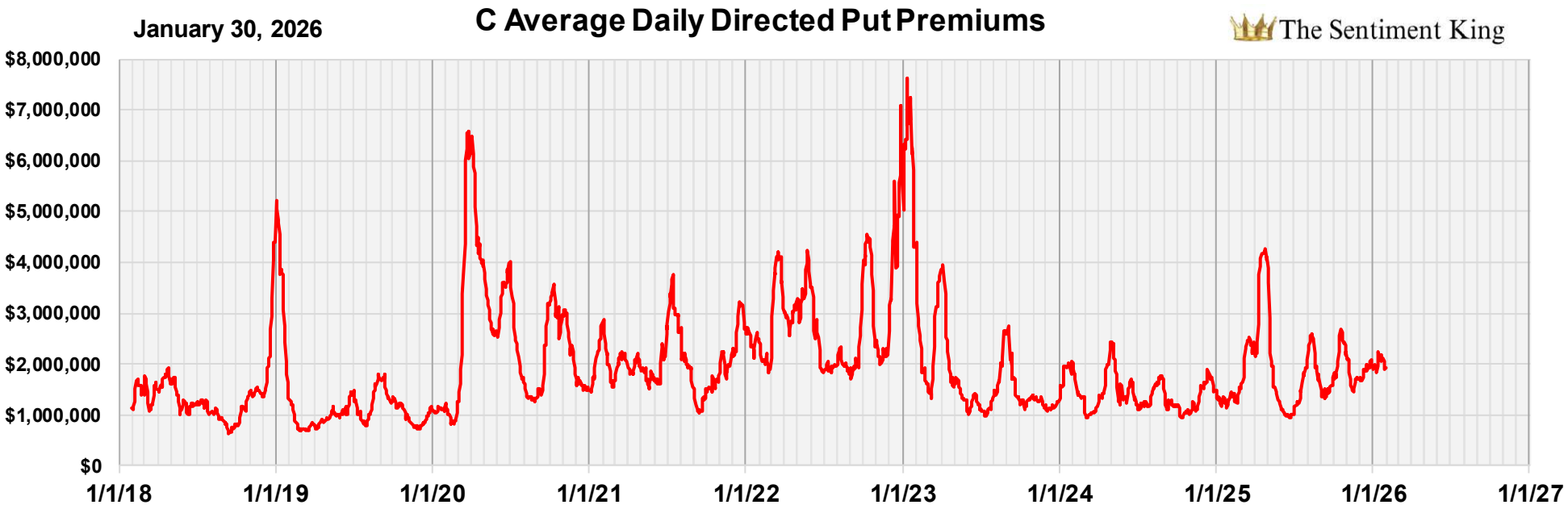
January 30, 2026
C Average Daily Directed Put Premiums
The Sentiment King
$8,000,000
$7,000,000
$6,000,000
$5,000,000
$4,000,000
$3,000,000
$2,000,000
$1,000,000
$0
1/1/18
1/1/19
1/1/20
1/1/21
1/1/22
1/1/23
1/1/24
1/1/25
1/1/26
1/1/27

January 30, 2026
C
Sentiment King
$125
$100
$75
$50
$25
1/1/18
1/1/19
1/1/20
1/1/21
1/1/22
1/1/23
1/1/24
1/1/25
1/1/26
1/1/27

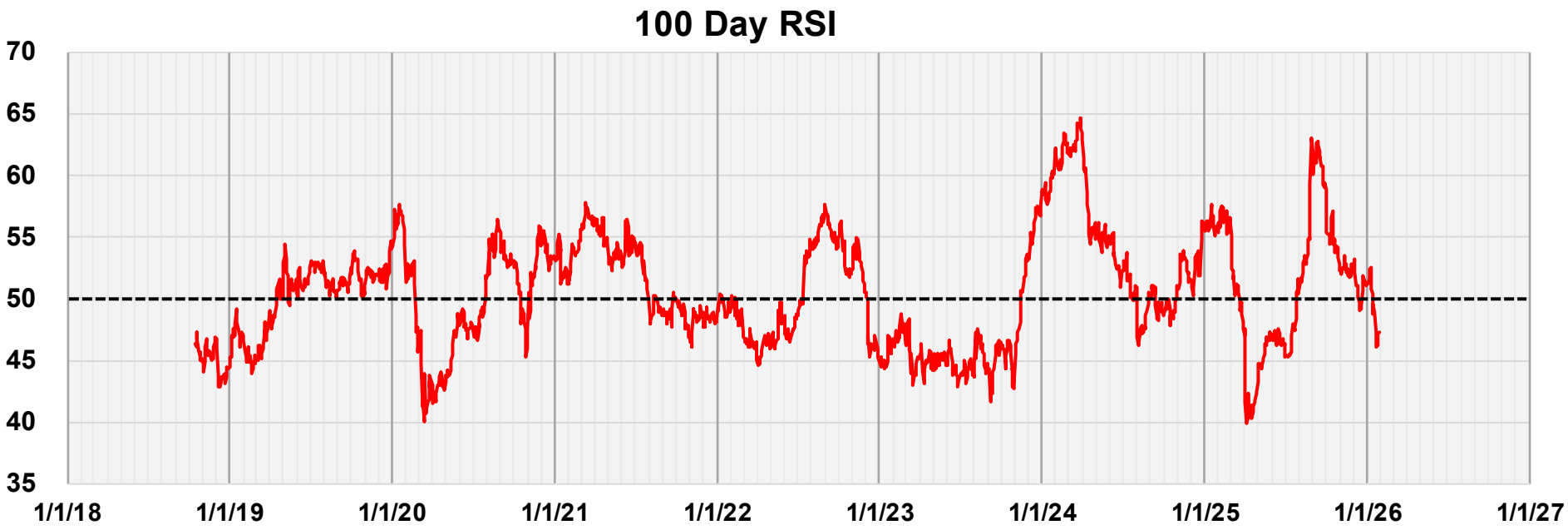
100 Day RSI
70
65
60
55
50
45
40
35
1/1/18
1/1/19
1/1/20
1/1/21
1/1/22
1/1/23
1/1/24
1/1/25
1/1/26
1/1/27

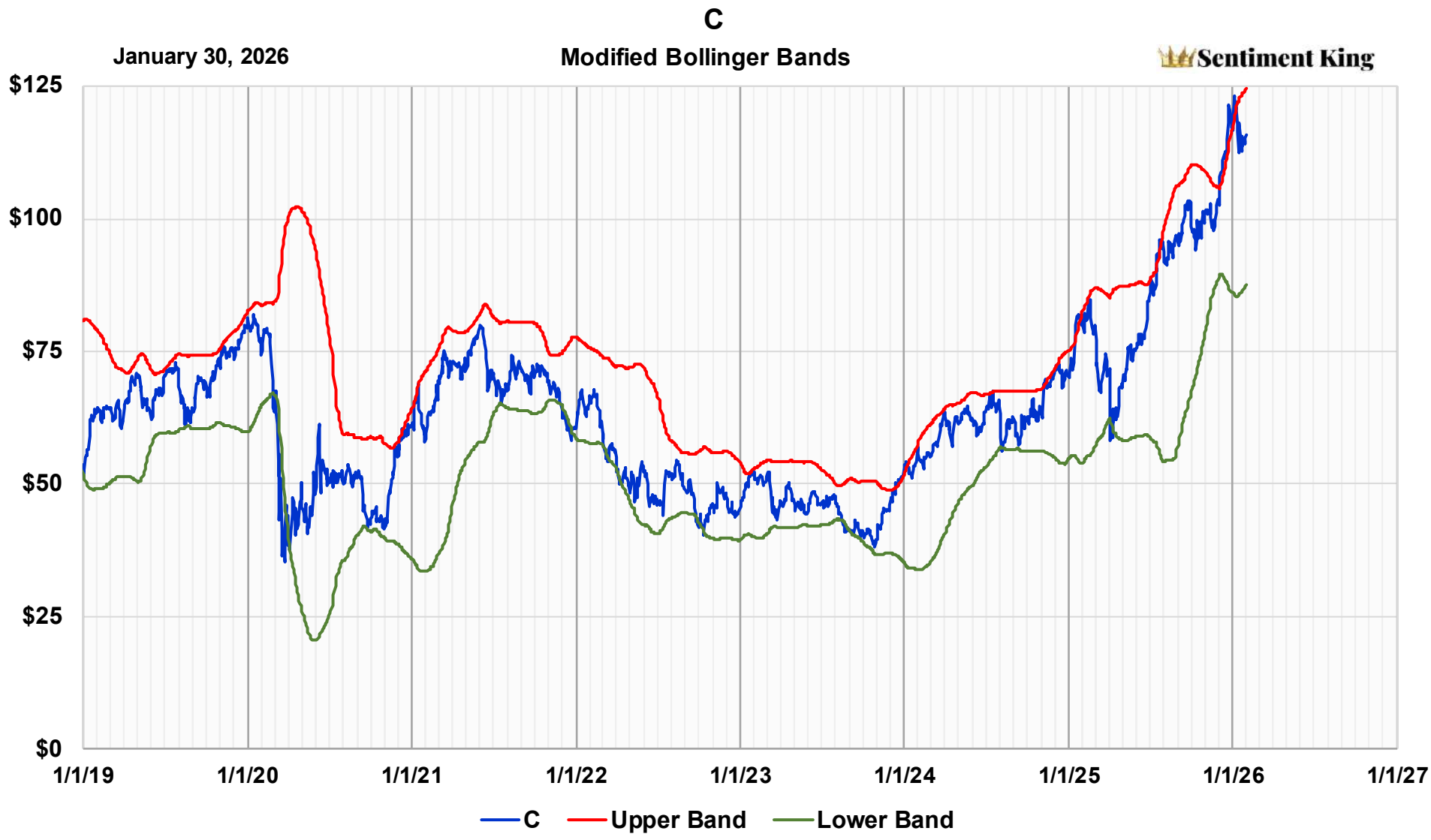
C
January 30, 2026
Modified Bollinger Bands
Sentiment King
$125
$100
$75
$50
$25
$0
1/1/19
1/1/20
1/1/21
1/1/22
1/1/23
1/1/24
1/1/25
1/1/26
1/1/27
C
Upper Band
Lower Band

January 30, 2026
CAT
Sentiment King
$600
$300
$150
$75
1/1/18
1/1/19
1/1/20
1/1/21
1/1/22
1/1/23
1/1/24
1/1/25
1/1/26
1/1/27

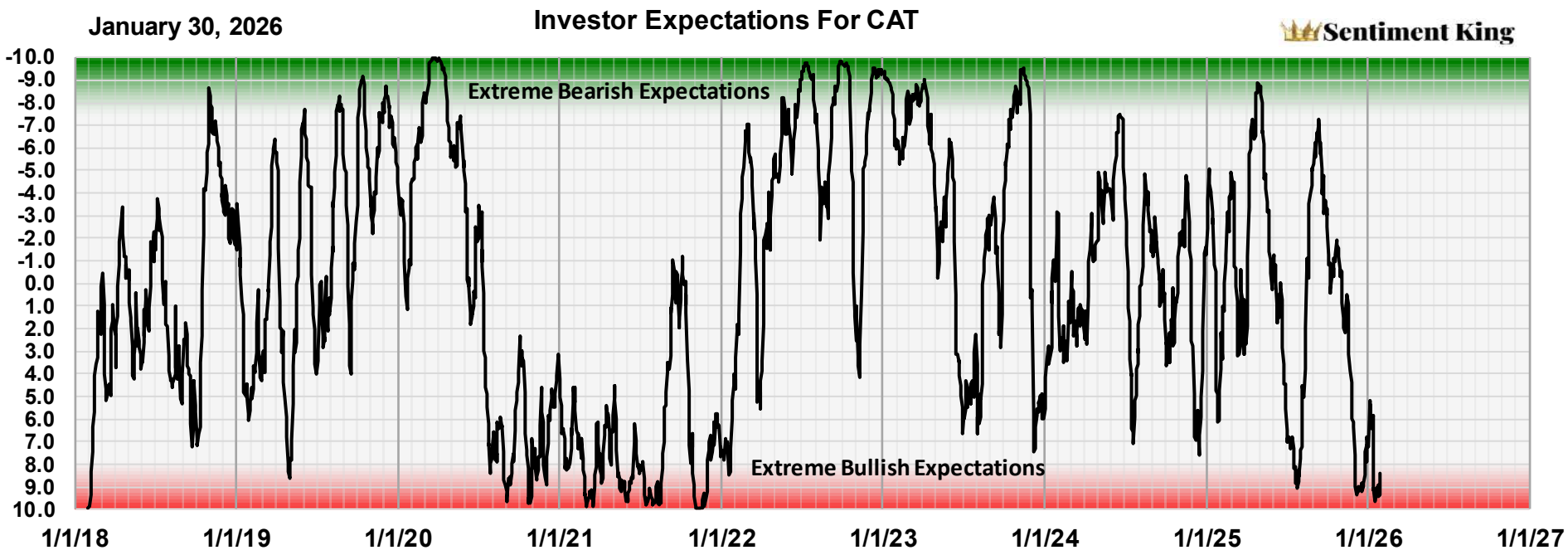
January 30, 2026
Investor Expectations For CAT
Sentiment King
Extreme Bearish Expectations
Extreme Bullish Expectations
-10.0
-9.0
-8.0
-7.0
-6.0
-5.0
-4.0
-3.0
-2.0
-1.0
0.0
1.0
2.0
3.0
4.0
5.0
6.0
7.0
8.0
9.0
10.0
1/1/18
1/1/19
1/1/20
1/1/21
1/1/22
1/1/23
1/1/24
1/1/25
1/1/26
1/1/27

January 30, 2026
CAT
Sentiment King
$600
$300
$150
$75
1/1/18
1/1/19
1/1/20
1/1/21
1/1/22
1/1/23
1/1/24
1/1/25
1/1/26
1/1/27

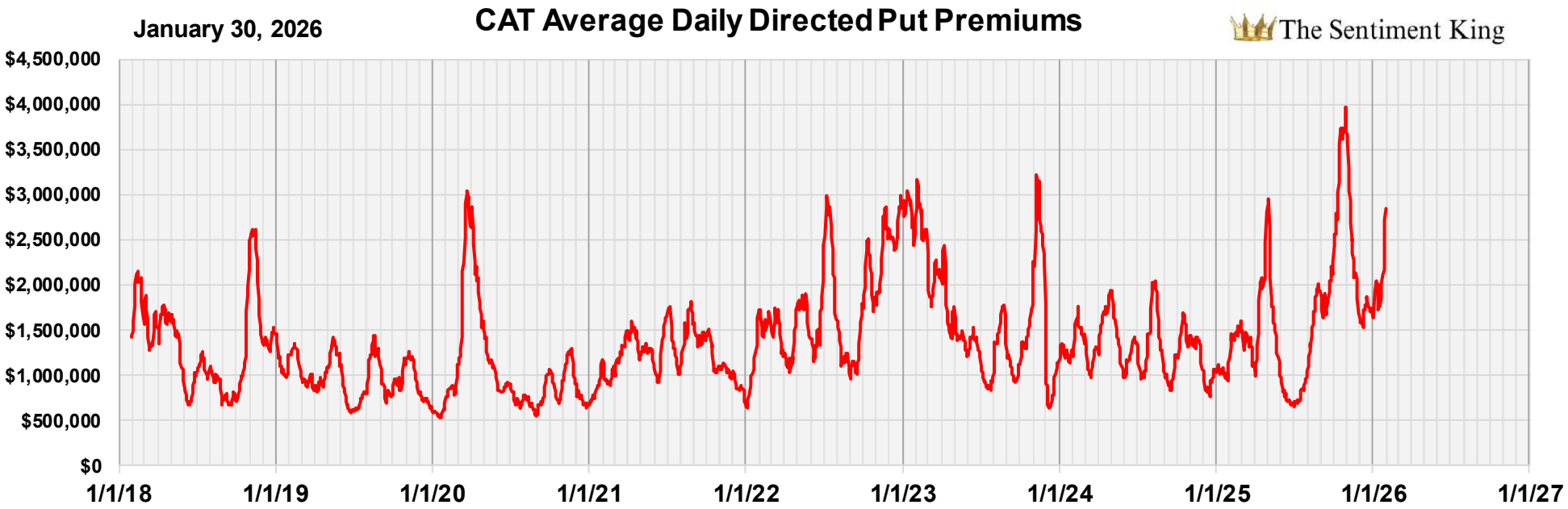
January 30, 2026
CAT Average Daily Directed Put Premiums
The Sentiment King
$4,500,000
$4,000,000
$3,500,000
$3,000,000
$2,500,000
$2,000,000
$1,500,000
$1,000,000
$500,000
$0
1/1/18
1/1/19
1/1/20
1/1/21
1/1/22
1/1/23
1/1/24
1/1/25
1/1/26
1/1/27

January 30, 2026
CAT
Sentiment King
$600
$300
$150
$75
1/1/18
1/1/19
1/1/20
1/1/21
1/1/22
1/1/23
1/1/24
1/1/25
1/1/26
1/1/27

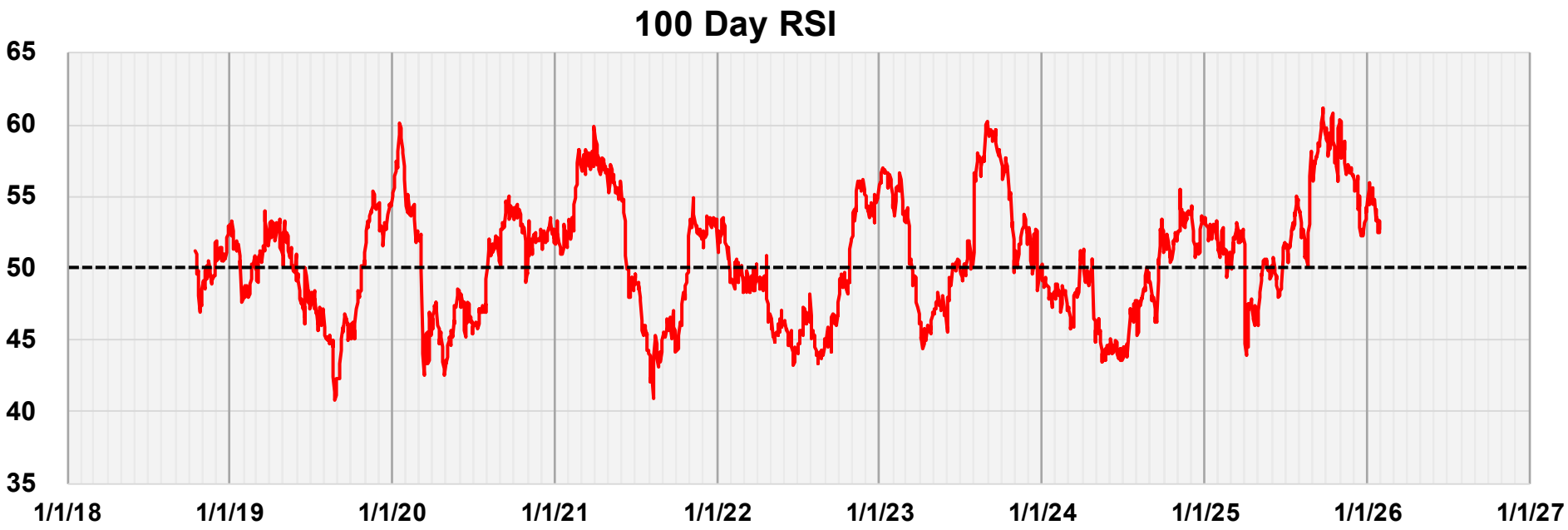
100 Day RSI
65
60
55
50
45
40
35
1/1/18
1/1/19
1/1/20
1/1/21
1/1/22
1/1/23
1/1/24
1/1/25
1/1/26
1/1/27

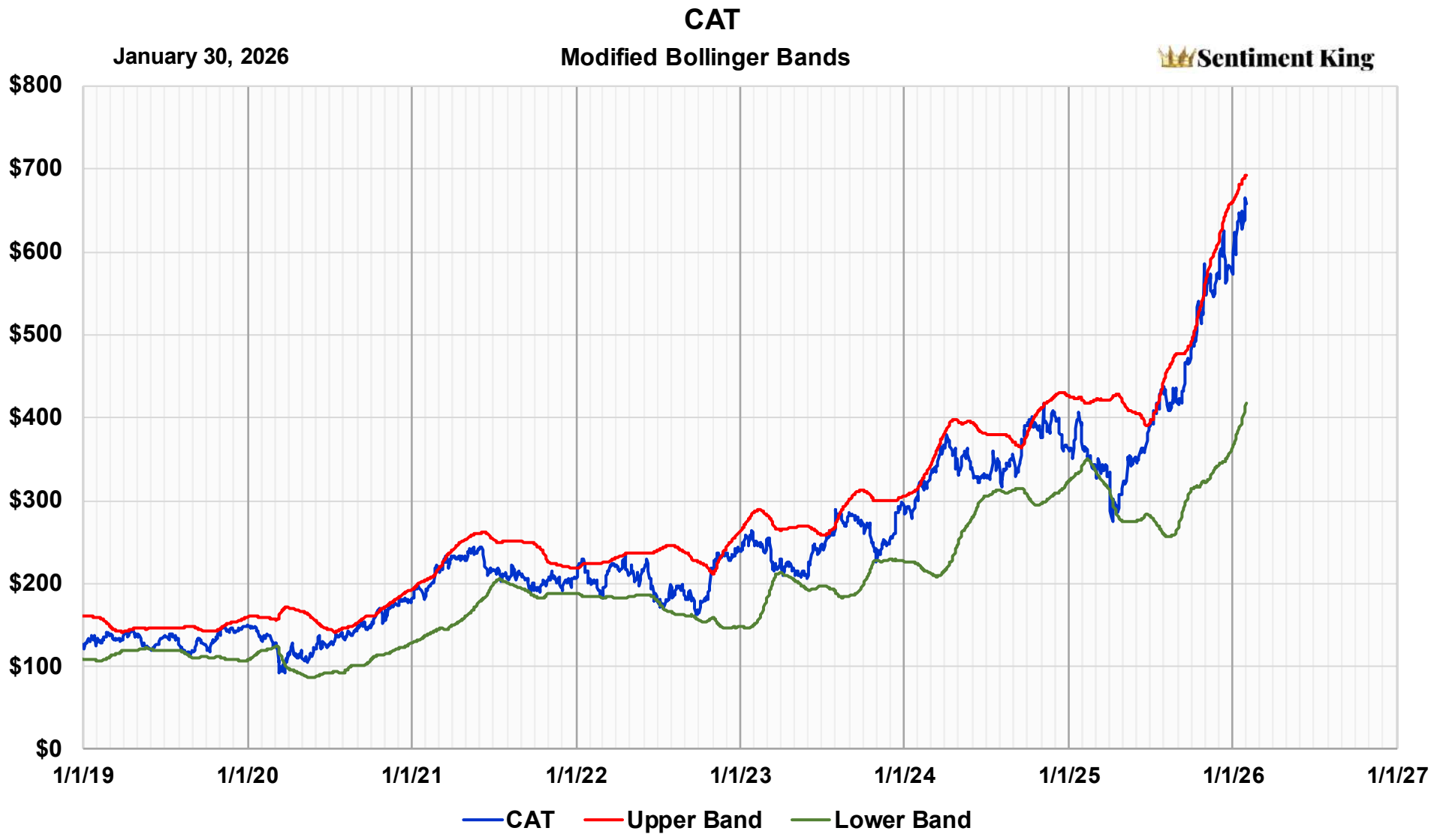
CAT
January 30, 2026
Modified Bollinger Bands
Sentiment King
$800
$700
$600
$500
$400
$300
$200
$100
$0
1/1/19
1/1/20
1/1/21
1/1/22
1/1/23
1/1/24
1/1/25
1/1/26
1/1/27
CAT
Upper Band
Lower Band

January 30, 2026
CMCSA
Sentiment King
$75
$50
$25
$0
1/1/18
1/1/19
1/1/20
1/1/21
1/1/22
1/1/23
1/1/24
1/1/25
1/1/26
1/1/27

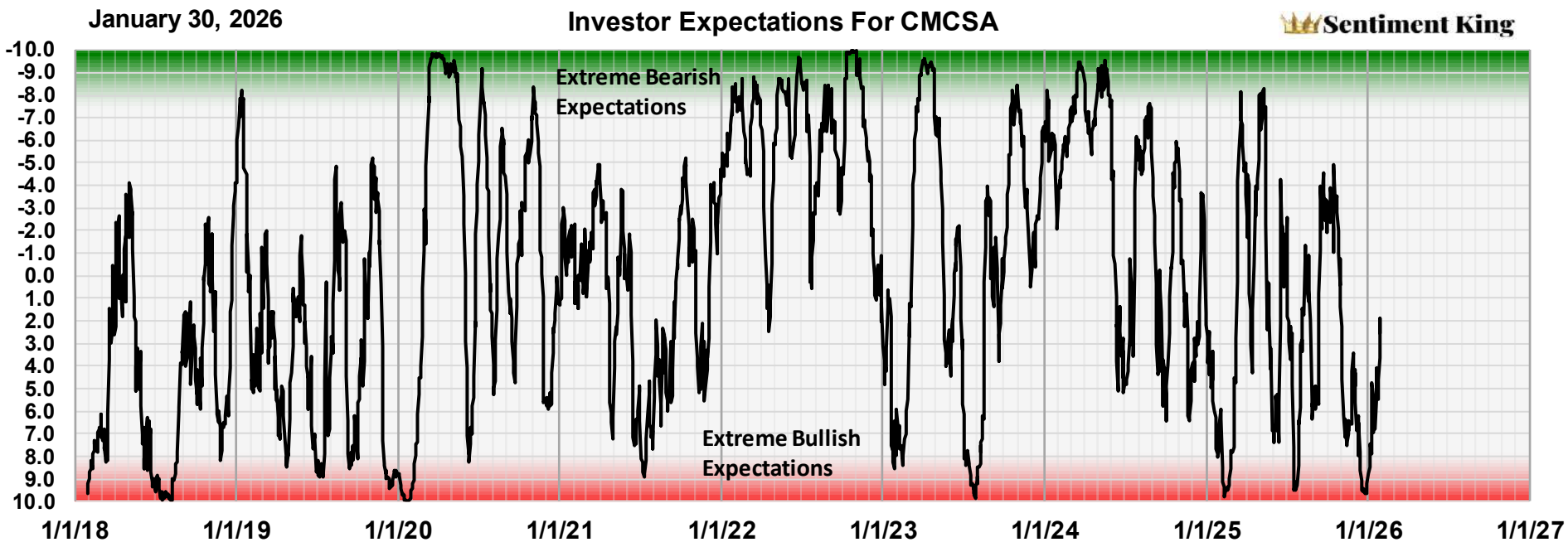
January 30, 2026
Investor Expectations For CMCSA
Sentiment King
Extreme Bearish Expectations
Extreme Bullish Expectations
-10.0
-9.0
-8.0
-7.0
-6.0
-5.0
-4.0
-3.0
-2.0
-1.0
0.0
1.0
2.0
3.0
4.0
5.0
6.0
7.0
8.0
9.0
10.0
1/1/18
1/1/19
1/1/20
1/1/21
1/1/22
1/1/23
1/1/24
1/1/25
1/1/26
1/1/27

January 30, 2026
CMCSA
Sentiment King
$75
$50
$25
$0
1/1/18
1/1/19
1/1/20
1/1/21
1/1/22
1/1/23
1/1/24
1/1/25
1/1/26
1/1/27

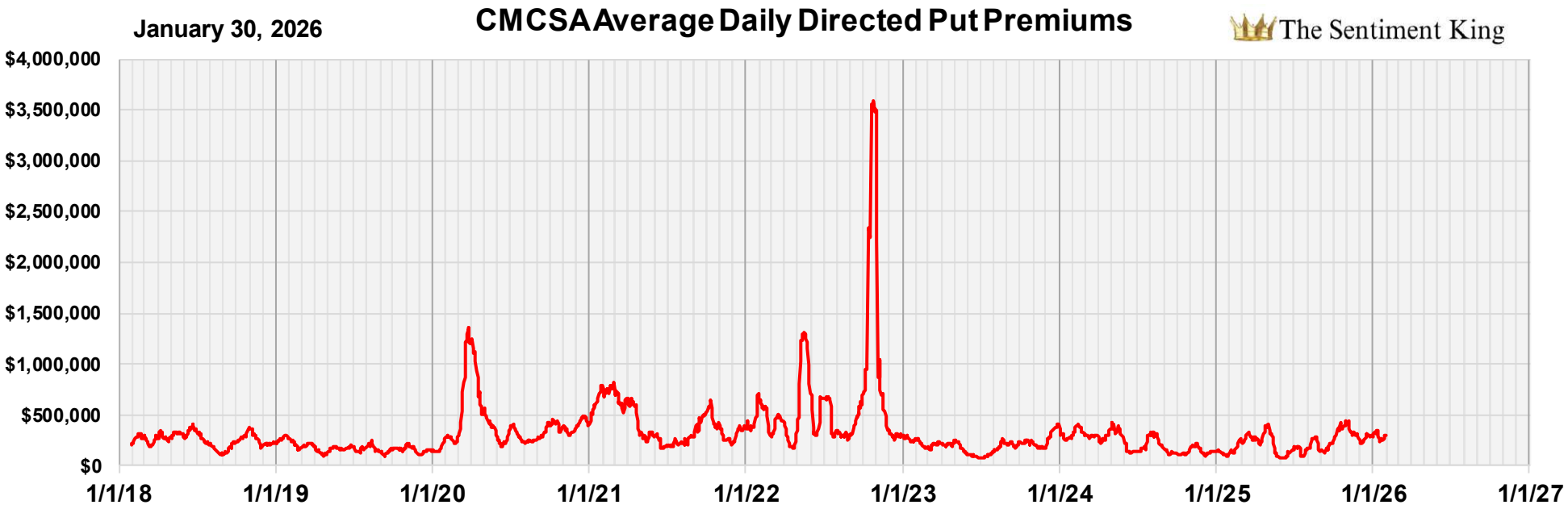
January 30, 2026
CMCSA Average Daily Directed Put Premiums
The Sentiment King
$4,000,000
$3,500,000
$3,000,000
$2,500,000
$2,000,000
$1,500,000
$1,000,000
$500,000
$0
1/1/18
1/1/19
1/1/20
1/1/21
1/1/22
1/1/23
1/1/24
1/1/25
1/1/26
1/1/27

January 30, 2026

CMCSA

Sentiment King

100 Day RSI

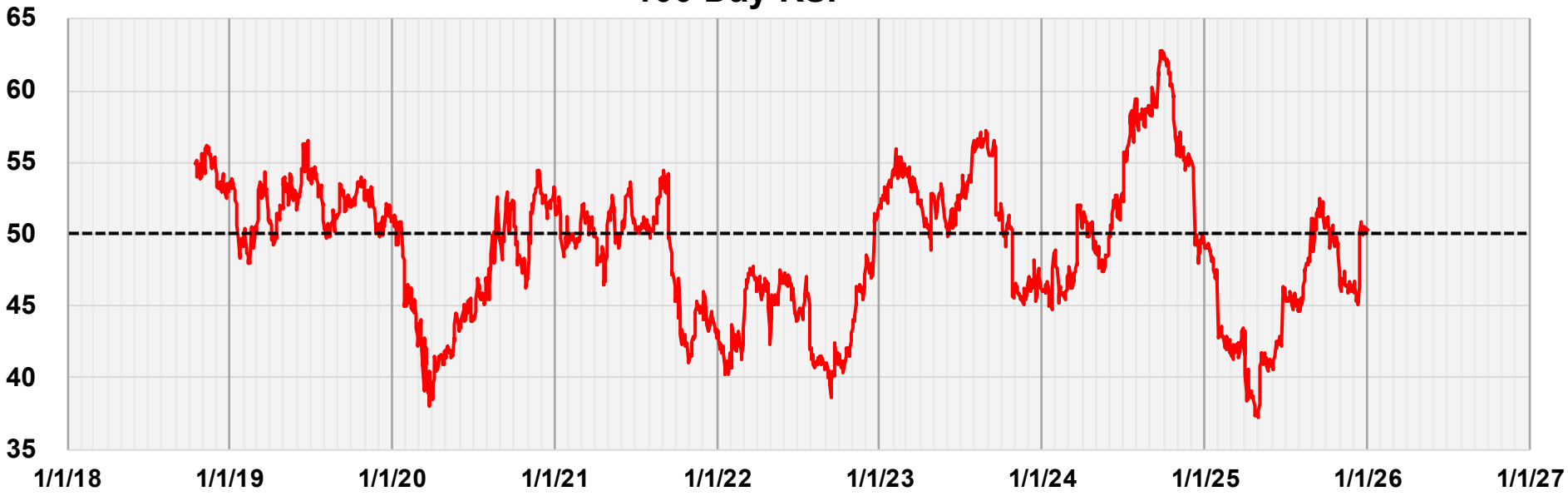

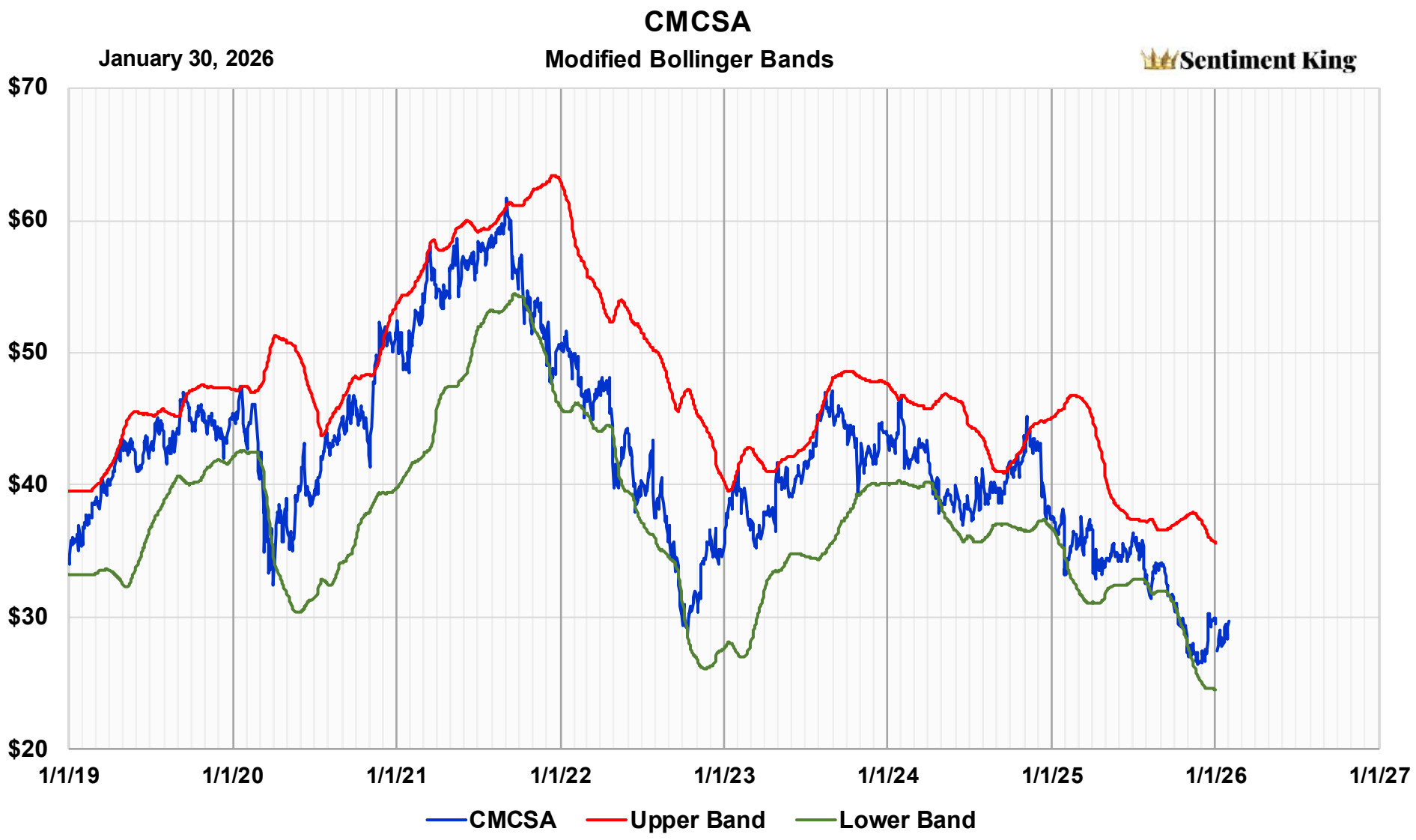
CMCSA
January 30, 2026
Modified Bollinger Bands
Sentiment King
$70
$60
$50
$40
$30
$20
1/1/19
1/1/20
1/1/21
1/1/22
1/1/23
1/1/24
1/1/25
1/1/26
1/1/27
CMCSA
Upper Band
Lower Band

January 30, 2026
CMG
Sentiment King
$80
$70
$60
$50
$40
$30
$20
$10
$0
1/1/18
1/1/19
1/1/20
1/1/21
1/1/22
1/1/23
1/1/24
1/1/25
1/1/26
1/1/27

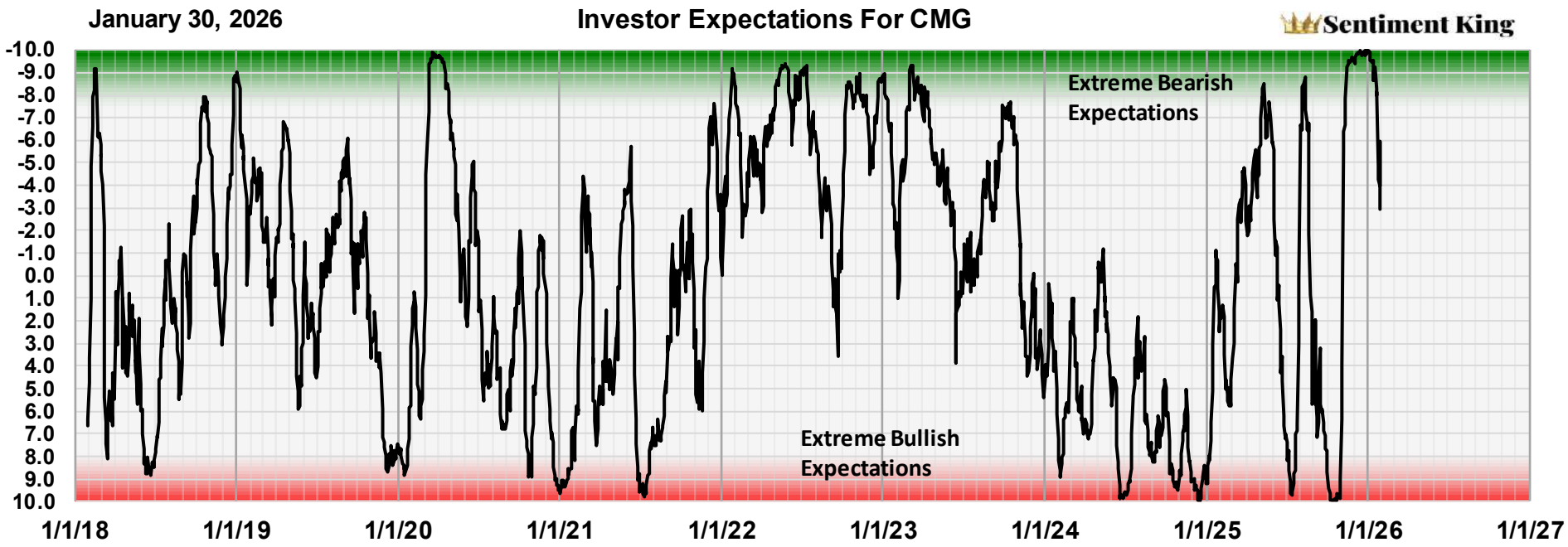
January 30, 2026
Investor Expectations For CMG
Sentiment King
-10.0
-9.0
-8.0
-7.0
-6.0
-5.0
-4.0
-3.0
-2.0
-1.0
0.0
1.0
2.0
3.0
4.0
5.0
6.0
7.0
8.0
9.0
10.0
Extreme Bearish Expectations
Extreme Bullish Expectations
1/1/18
1/1/19
1/1/20
1/1/21
1/1/22
1/1/23
1/1/24
1/1/25
1/1/26
1/1/27

January 30, 2026
CMG
Sentiment King
$80
$70
$60
$50
$40
$30
$20
$10
$0
1/1/18
1/1/19
1/1/20
1/1/21
1/1/22
1/1/23
1/1/24
1/1/25
1/1/26
1/1/27

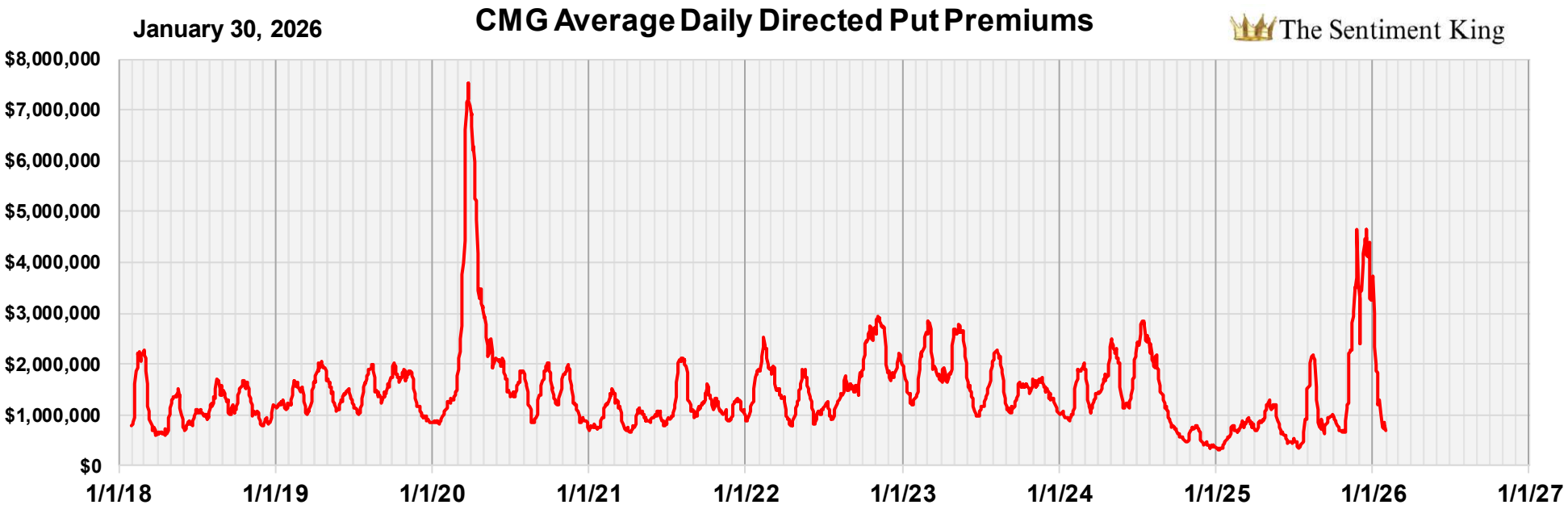
January 30, 2026
CMG Average Daily Directed Put Premiums
The Sentiment King
$8,000,000
$7,000,000
$6,000,000
$5,000,000
$4,000,000
$3,000,000
$2,000,000
$1,000,000
$0
1/1/18
1/1/19
1/1/20
1/1/21
1/1/22
1/1/23
1/1/24
1/1/25
1/1/26
1/1/27

January 30, 2026

CMG

Sentiment King

100 Day RSI

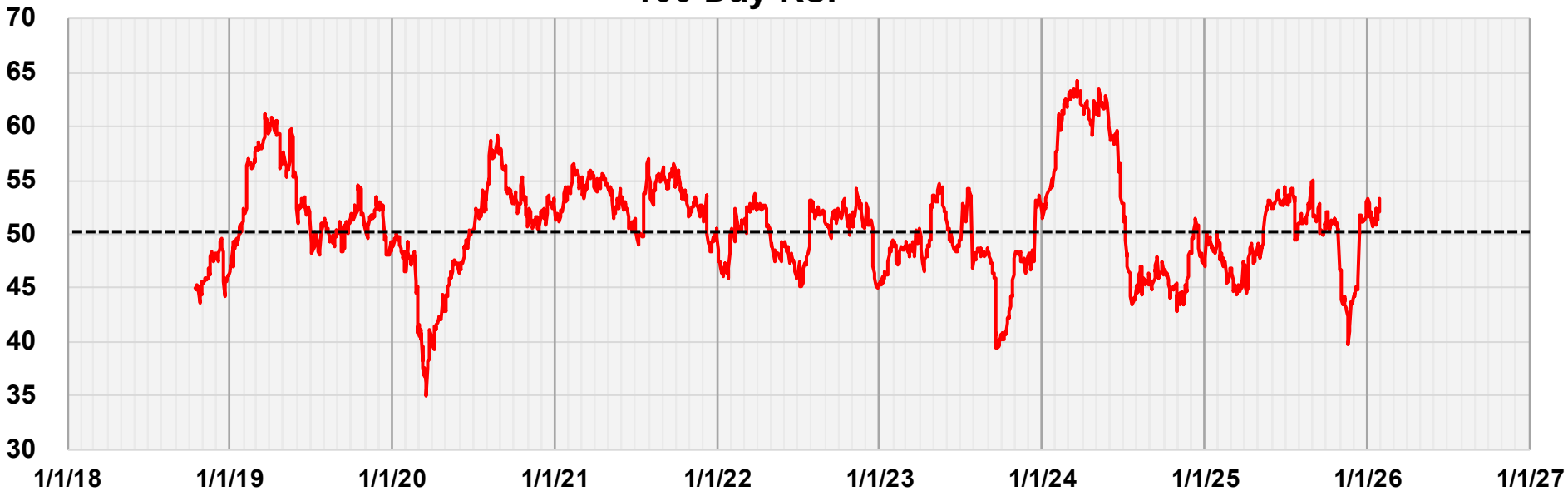

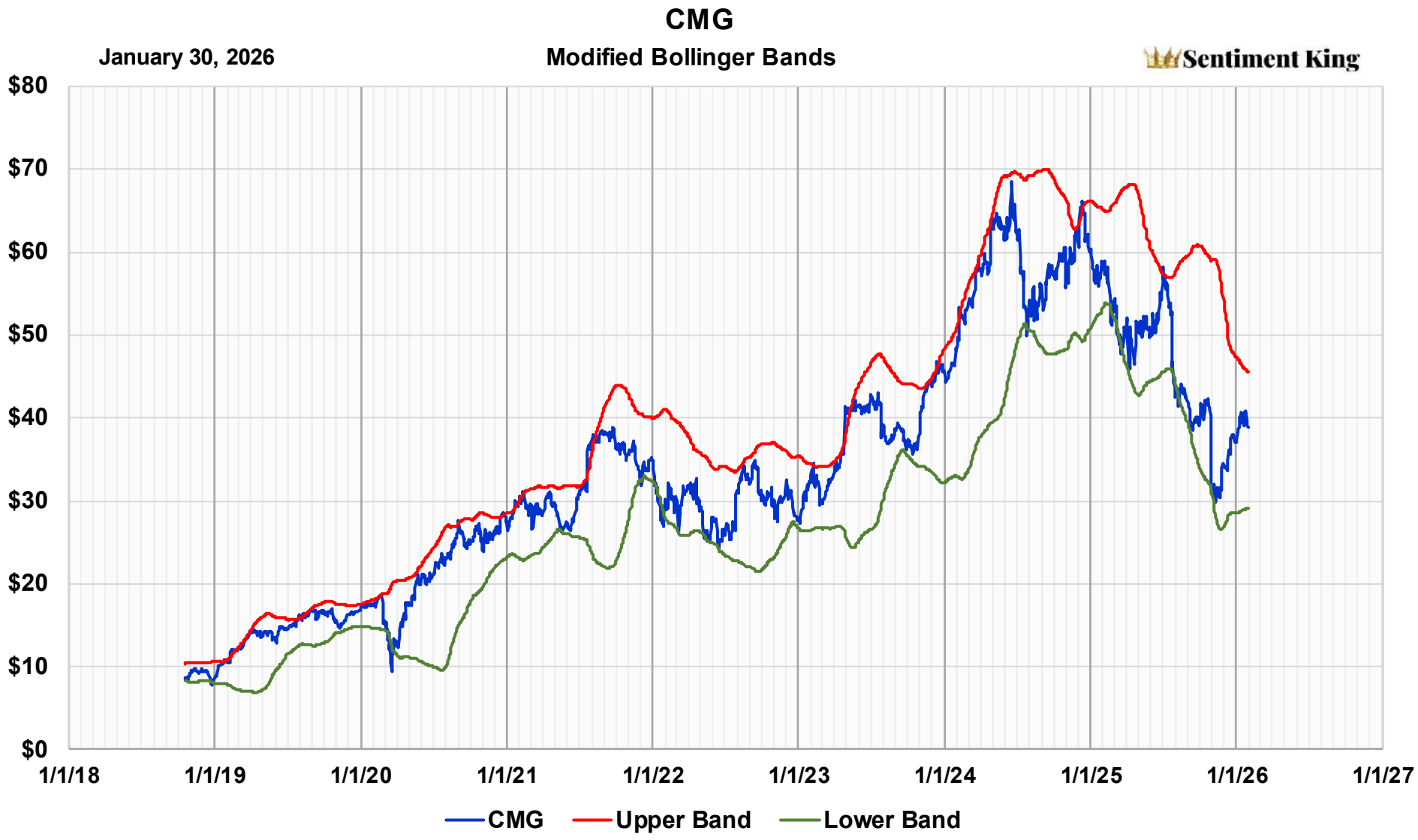
CMG
January 30, 2026
Modified Bollinger Bands
Sentiment King
$80
$70
$60
$50
$40
$30
$20
$10
$0
1/1/18
1/1/19
1/1/20
1/1/21
1/1/22
1/1/23
1/1/24
1/1/25
1/1/26
1/1/27
CMG
Upper Band
Lower Band

January 30, 2026
COP
Sentiment King
$150
$125
$100
$75
$50
$25
$0
1/1/18
1/1/19
1/1/20
1/1/21
1/1/22
1/1/23
1/1/24
1/1/25
1/1/26
1/1/27

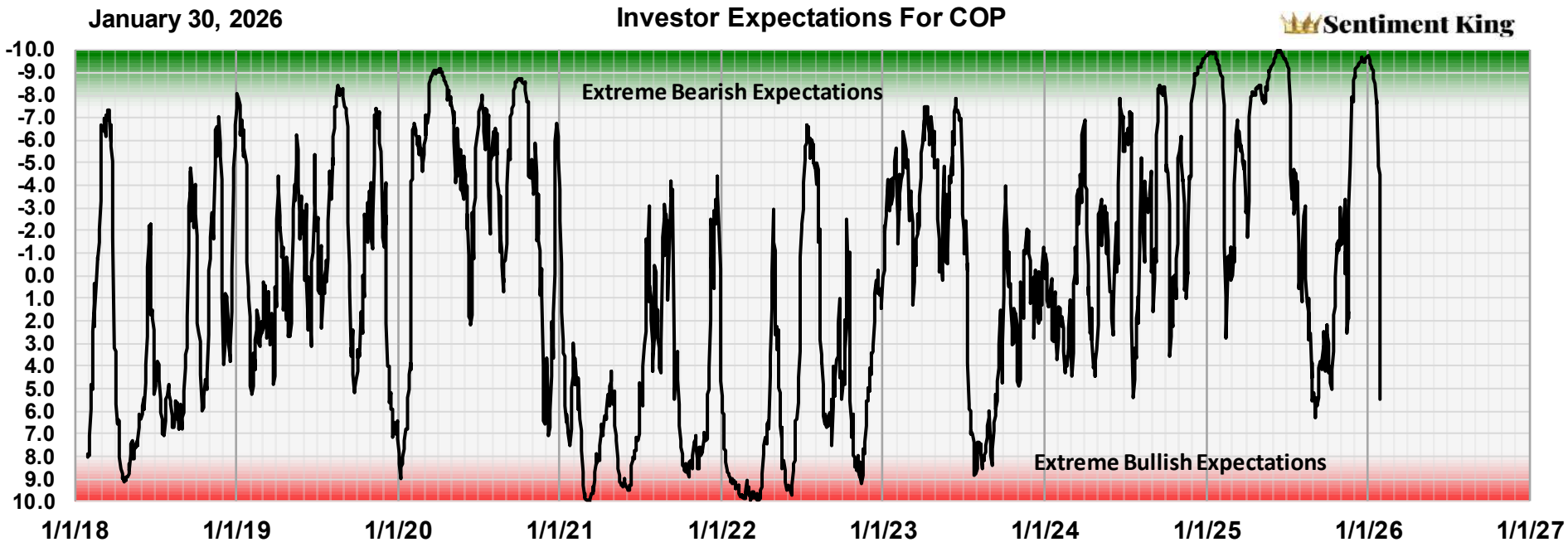
January 30, 2026
Investor Expectations For COP
Sentiment King
Extreme Bearish Expectations
Extreme Bullish Expectations
-10.0
-9.0
-8.0
-7.0
-6.0
-5.0
-4.0
-3.0
-2.0
-1.0
0.0
1.0
2.0
3.0
4.0
5.0
6.0
7.0
8.0
9.0
10.0
1/1/18
1/1/19
1/1/20
1/1/21
1/1/22
1/1/23
1/1/24
1/1/25
1/1/26
1/1/27

January 30, 2026
COP
Sentiment King
$150
$125
$100
$75
$50
$25
$0
1/1/18
1/1/19
1/1/20
1/1/21
1/1/22
1/1/23
1/1/24
1/1/25
1/1/26
1/1/27

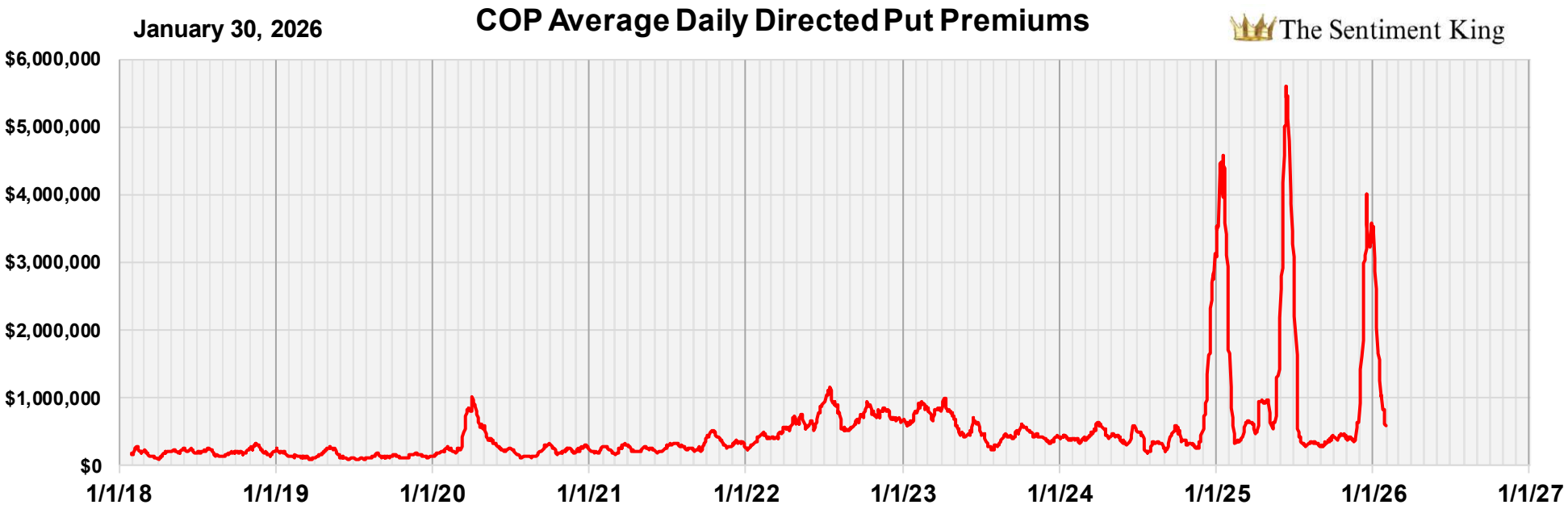
January 30, 2026
COP Average Daily Directed Put Premiums
The Sentiment King
$6,000,000
$5,000,000
$4,000,000
$3,000,000
$2,000,000
$1,000,000
$0
1/1/18
1/1/19
1/1/20
1/1/21
1/1/22
1/1/23
1/1/24
1/1/25
1/1/26
1/1/27

January 30, 2026

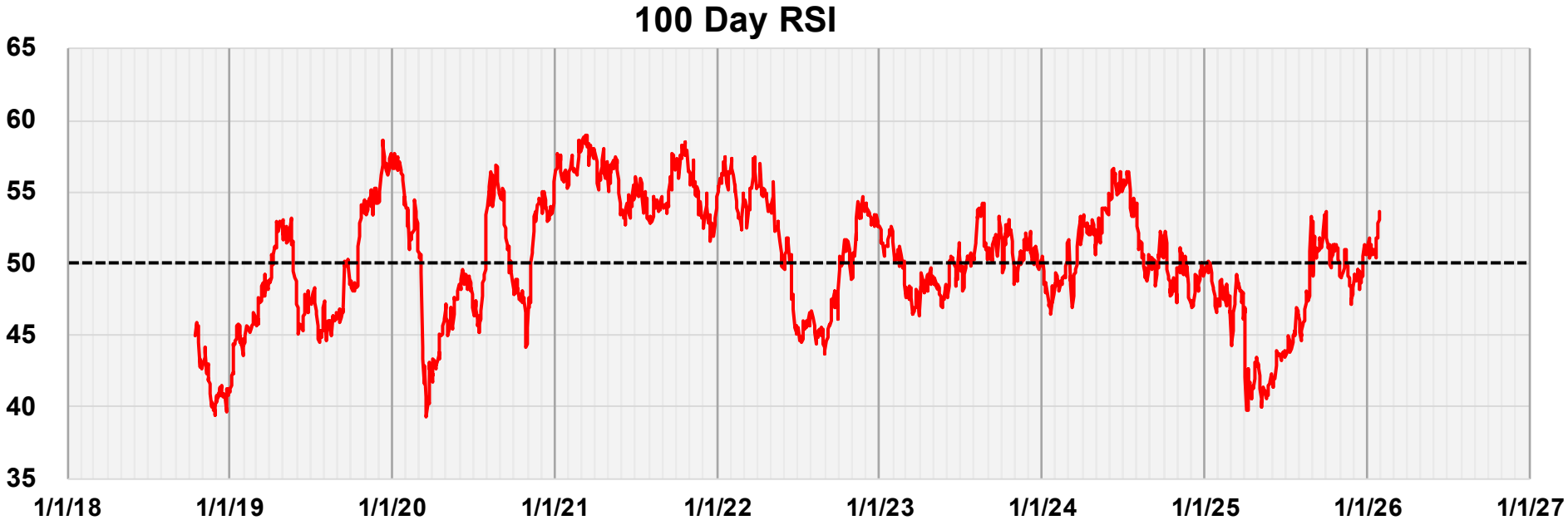

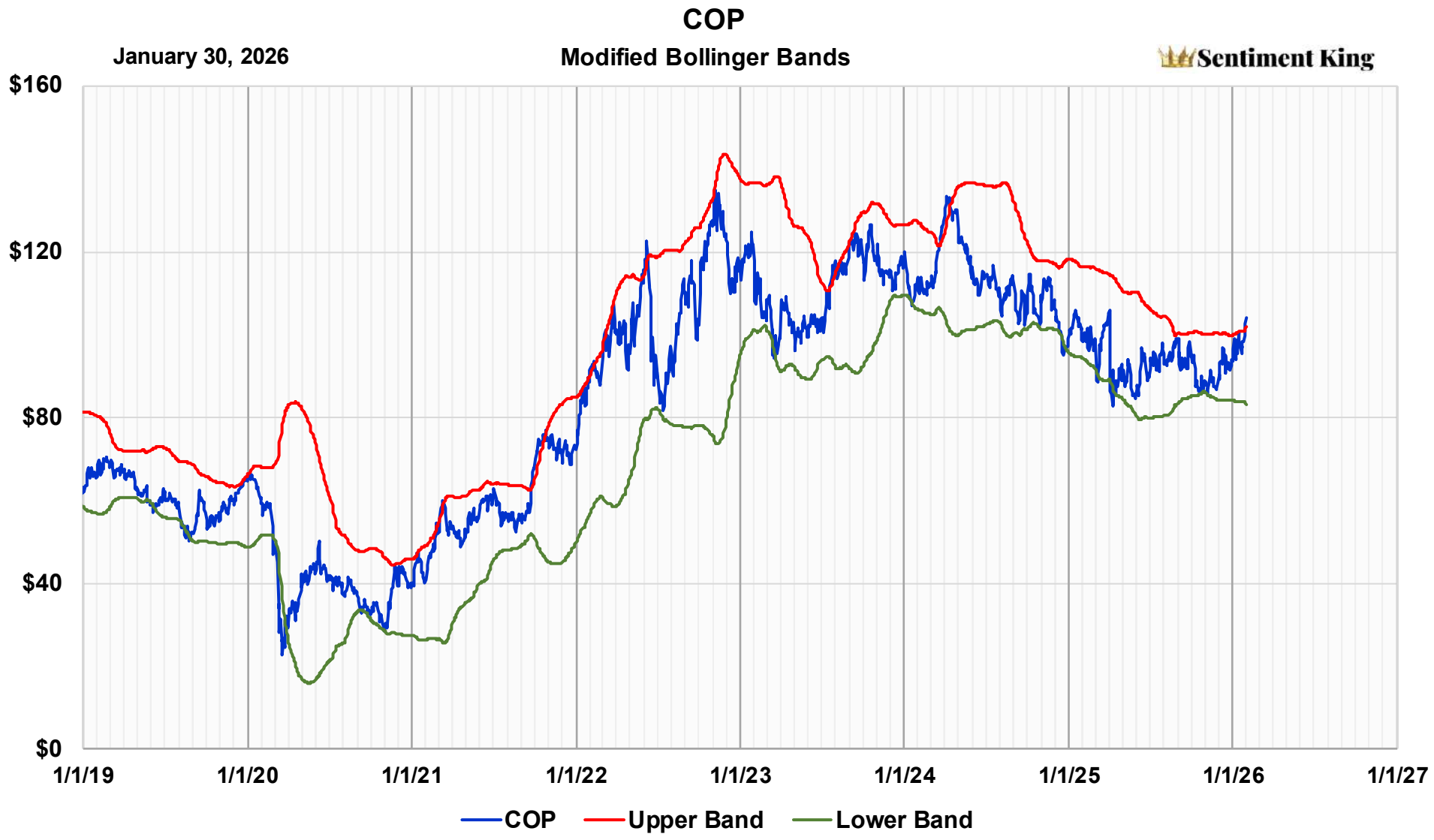
COP
January 30, 2026
Modified Bollinger Bands
Sentiment King
$160
$120
$80
$40
$0
1/1/19
1/1/20
1/1/21
1/1/22
1/1/23
1/1/24
1/1/25
1/1/26
1/1/27
COP
Upper Band
Lower Band

January 30, 2026
COST
Sentiment King
$1,200
$900
$600
$300
$0
1/1/18
1/1/19
1/1/20
1/1/21
1/1/22
1/1/23
1/1/24
1/1/25
1/1/26
1/1/27

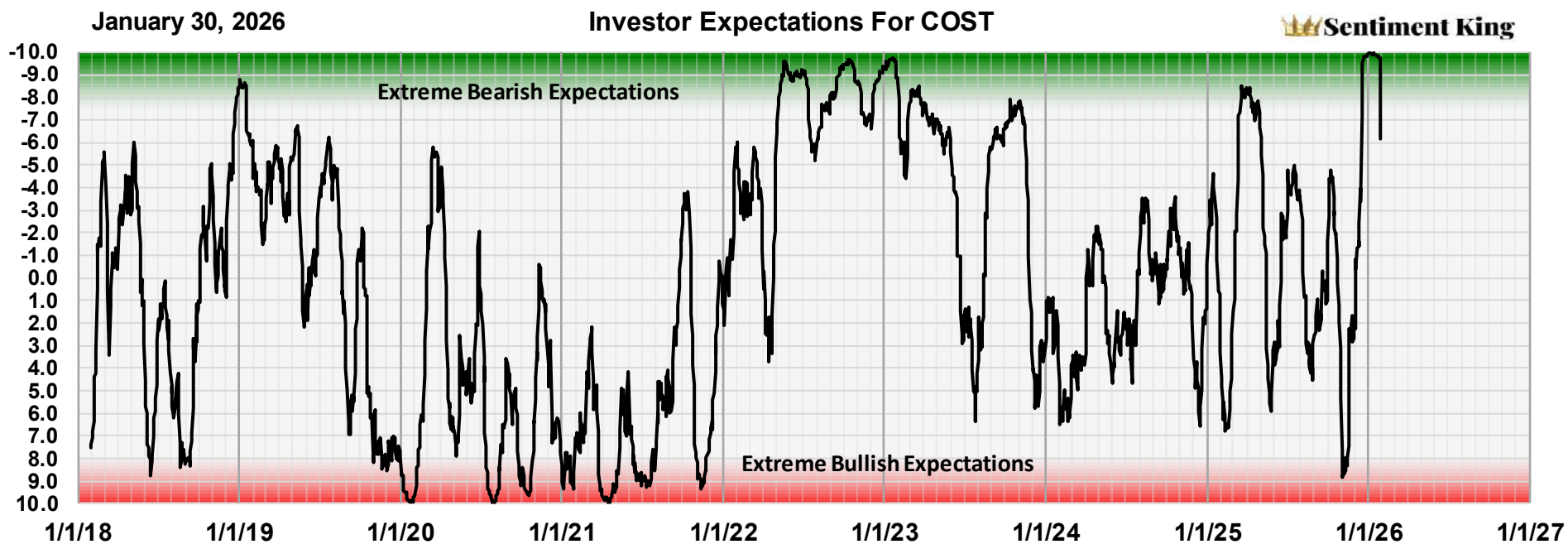
January 30, 2026
Investor Expectations For COST
Sentiment King
Extreme Bearish Expectations
Extreme Bullish Expectations
-10.0
-9.0
-8.0
-7.0
-6.0
-5.0
-4.0
-3.0
-2.0
-1.0
0.0
1.0
2.0
3.0
4.0
5.0
6.0
7.0
8.0
9.0
10.0
1/1/18
1/1/19
1/1/20
1/1/21
1/1/22
1/1/23
1/1/24
1/1/25
1/1/26
1/1/27

January 30, 2026
COST
Sentiment King
$1,200
$900
$600
$300
$0
1/1/18
1/1/19
1/1/20
1/1/21
1/1/22
1/1/23
1/1/24
1/1/25
1/1/26
1/1/27

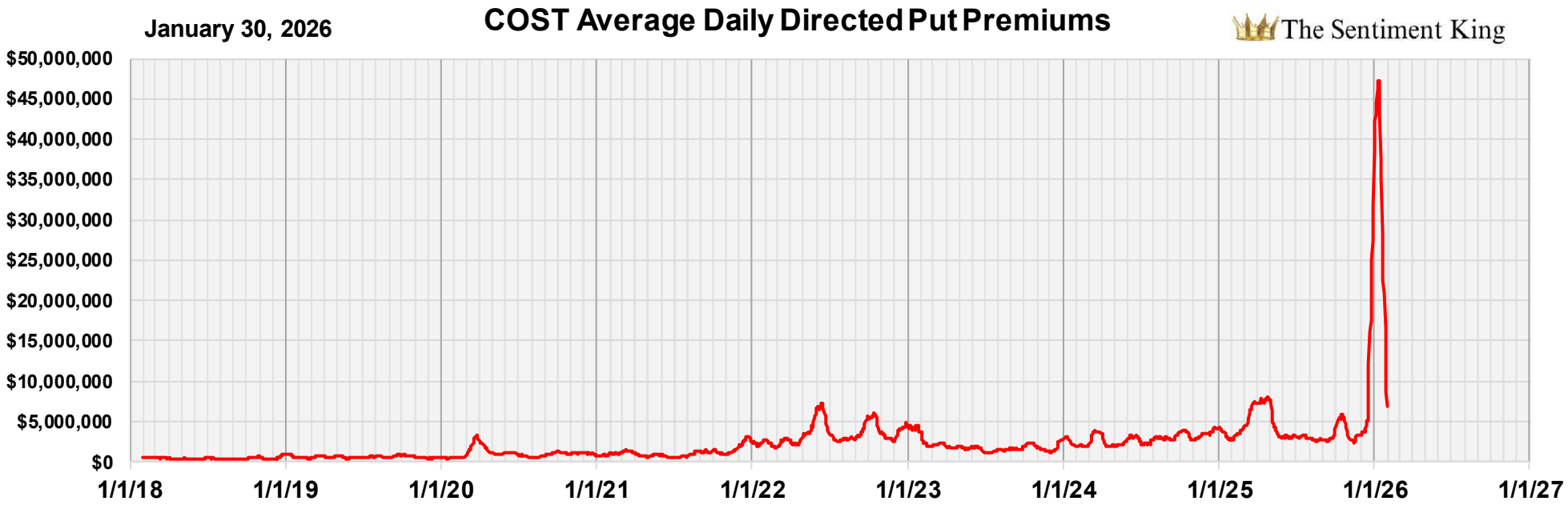
January 30, 2026
COST Average Daily Directed Put Premiums
The Sentiment King
$50,000,000
$45,000,000
$40,000,000
$35,000,000
$30,000,000
$25,000,000
$20,000,000
$15,000,000
$10,000,000
$5,000,000
$0
1/1/18
1/1/19
1/1/20
1/1/21
1/1/22
1/1/23
1/1/24
1/1/25
1/1/26
1/1/27

January 30, 2026

COST

Sentiment King

100 Day RSI

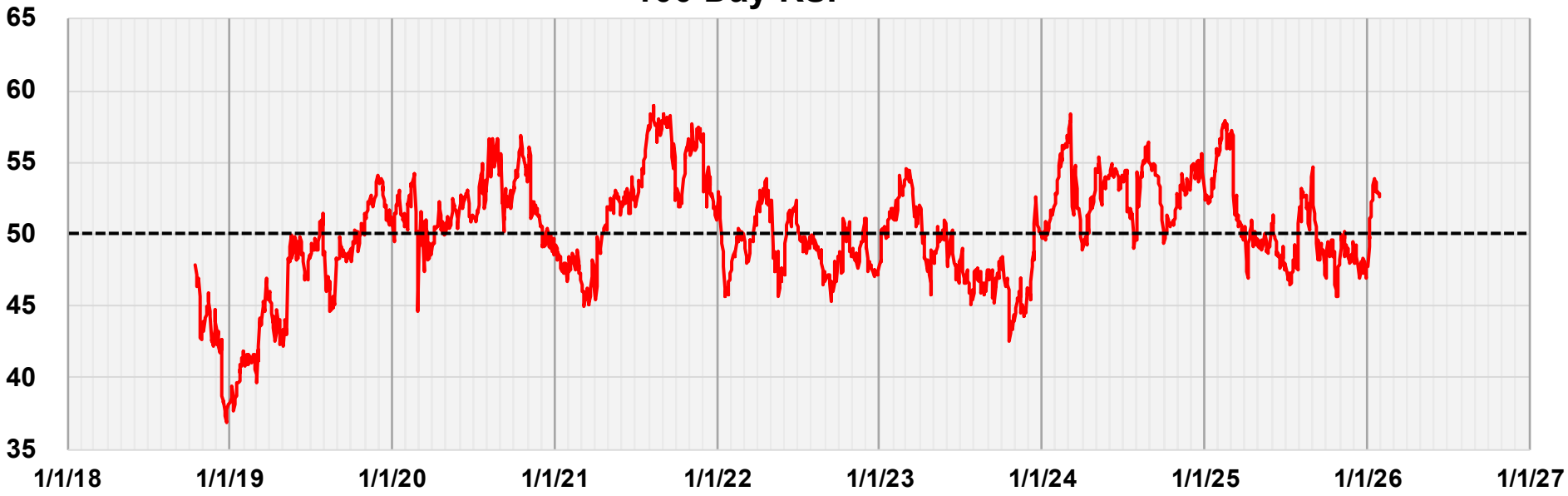

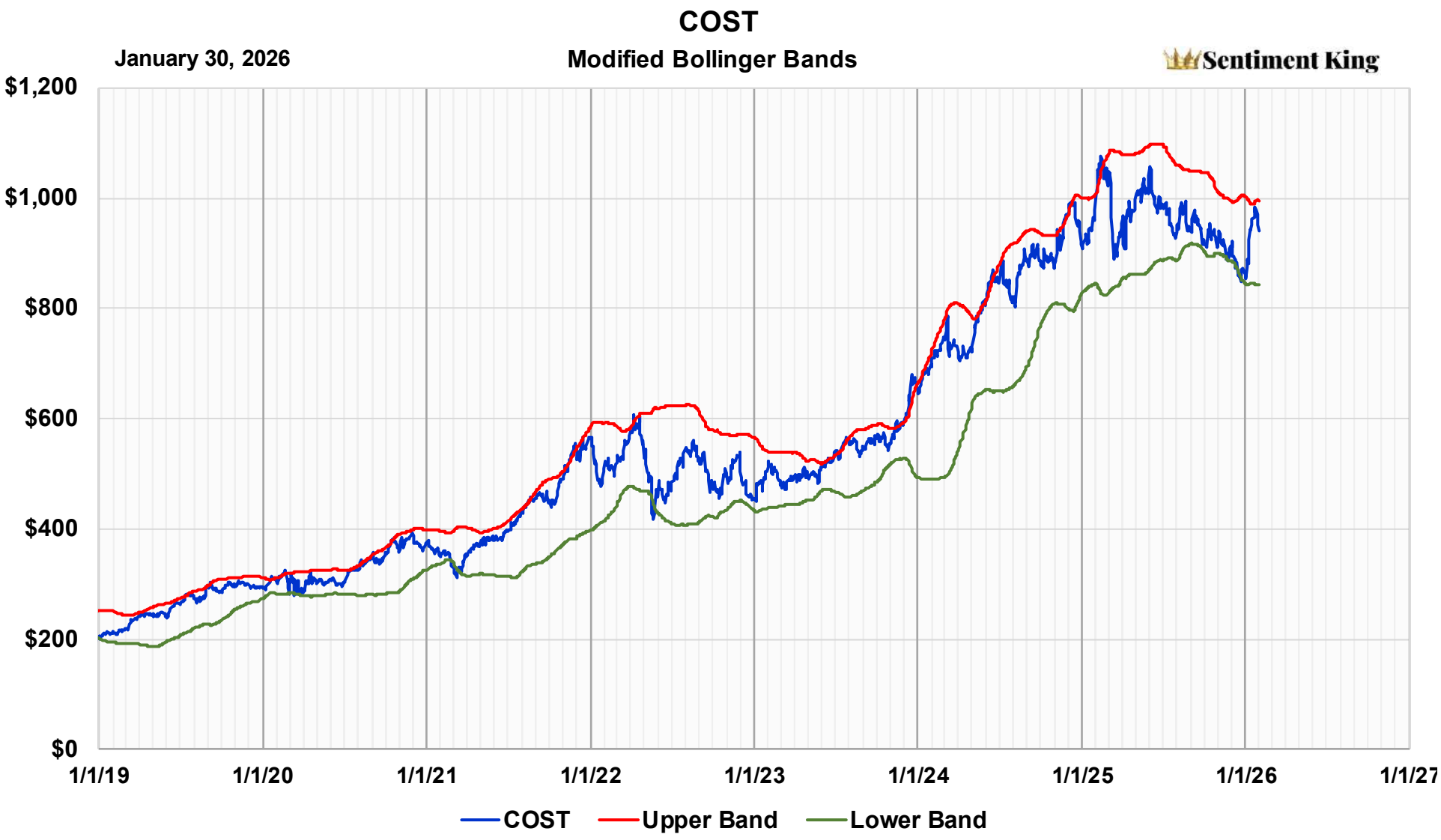
COST
January 30, 2026
Modified Bollinger Bands
Sentiment King
$1,200
$1,000
$800
$600
$400
$200
$0
1/1/19
1/1/20
1/1/21
1/1/22
1/1/23
1/1/24
1/1/25
1/1/26
1/1/27
COST
Upper Band
Lower Band

January 30, 2026
CRM
Sentiment King
$400
$300
$200
$100
$0
1/1/18
1/1/19
1/1/20
1/1/21
1/1/22
1/1/23
1/1/24
1/1/25
1/1/26
1/1/27

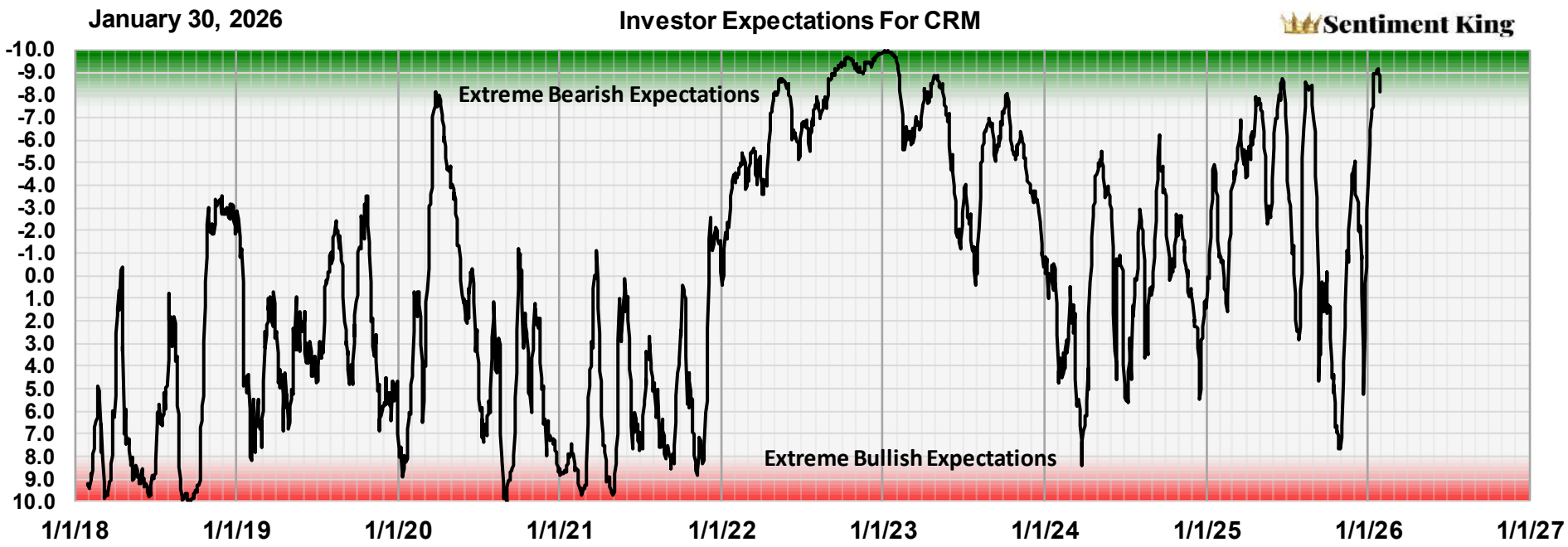
January 30, 2026
Investor Expectations For CRM
Sentiment King
Extreme Bearish Expectations
Extreme Bullish Expectations
-10.0
-9.0
-8.0
-7.0
-6.0
-5.0
-4.0
-3.0
-2.0
-1.0
0.0
1.0
2.0
3.0
4.0
5.0
6.0
7.0
8.0
9.0
10.0
1/1/18
1/1/19
1/1/20
1/1/21
1/1/22
1/1/23
1/1/24
1/1/25
1/1/26
1/1/27

January 30, 2026
CRM
Sentiment King
$400
$300
$200
$100
$0
1/1/18
1/1/19
1/1/20
1/1/21
1/1/22
1/1/23
1/1/24
1/1/25
1/1/26
1/1/27

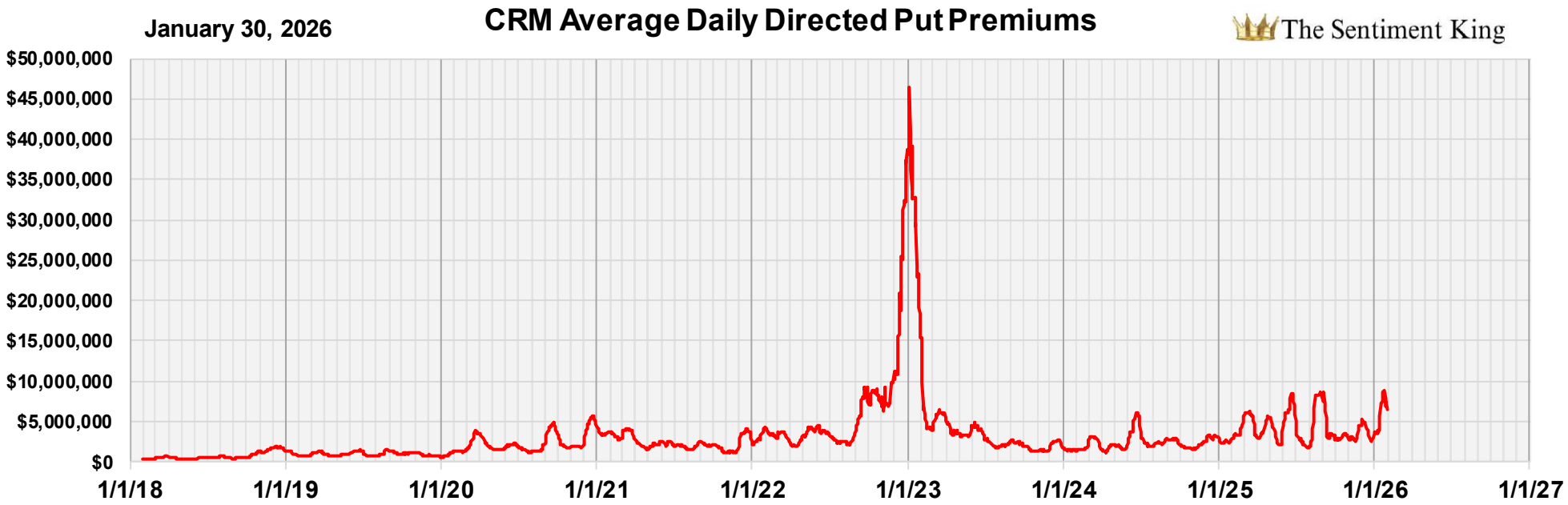
January 30, 2026
CRM Average Daily Directed Put Premiums
The Sentiment King
$50,000,000
$45,000,000
$40,000,000
$35,000,000
$30,000,000
$25,000,000
$20,000,000
$15,000,000
$10,000,000
$5,000,000
$0
1/1/18
1/1/19
1/1/20
1/1/21
1/1/22
1/1/23
1/1/24
1/1/25
1/1/26
1/1/27

January 30, 2026

CRM

Sentiment King

100 Day RSI

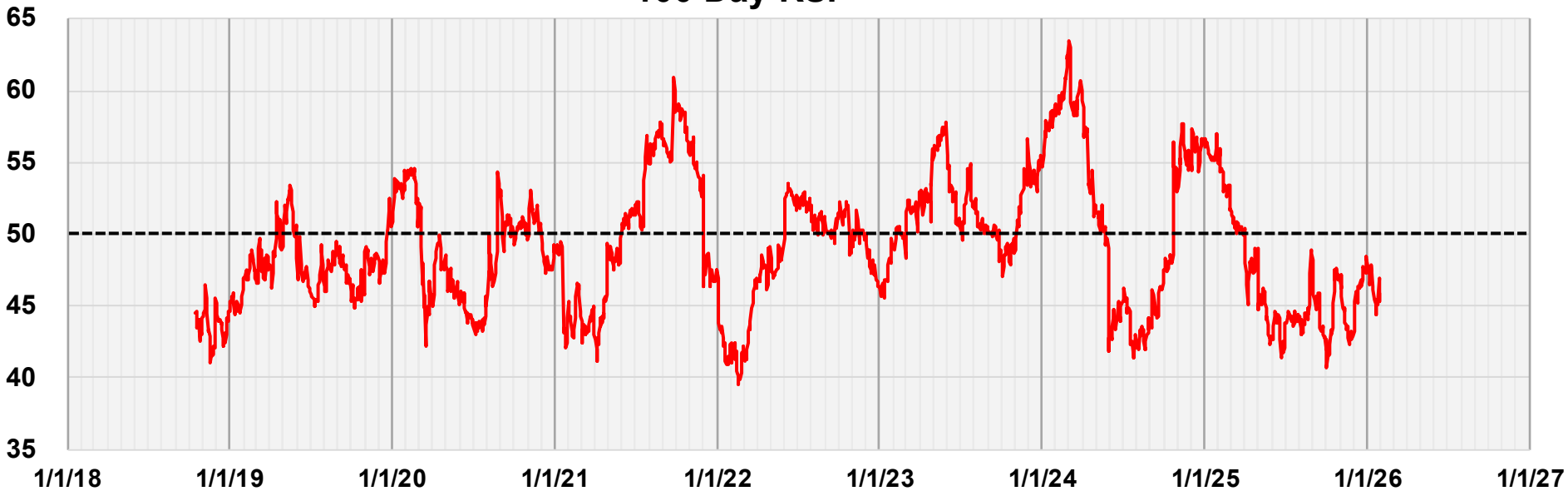

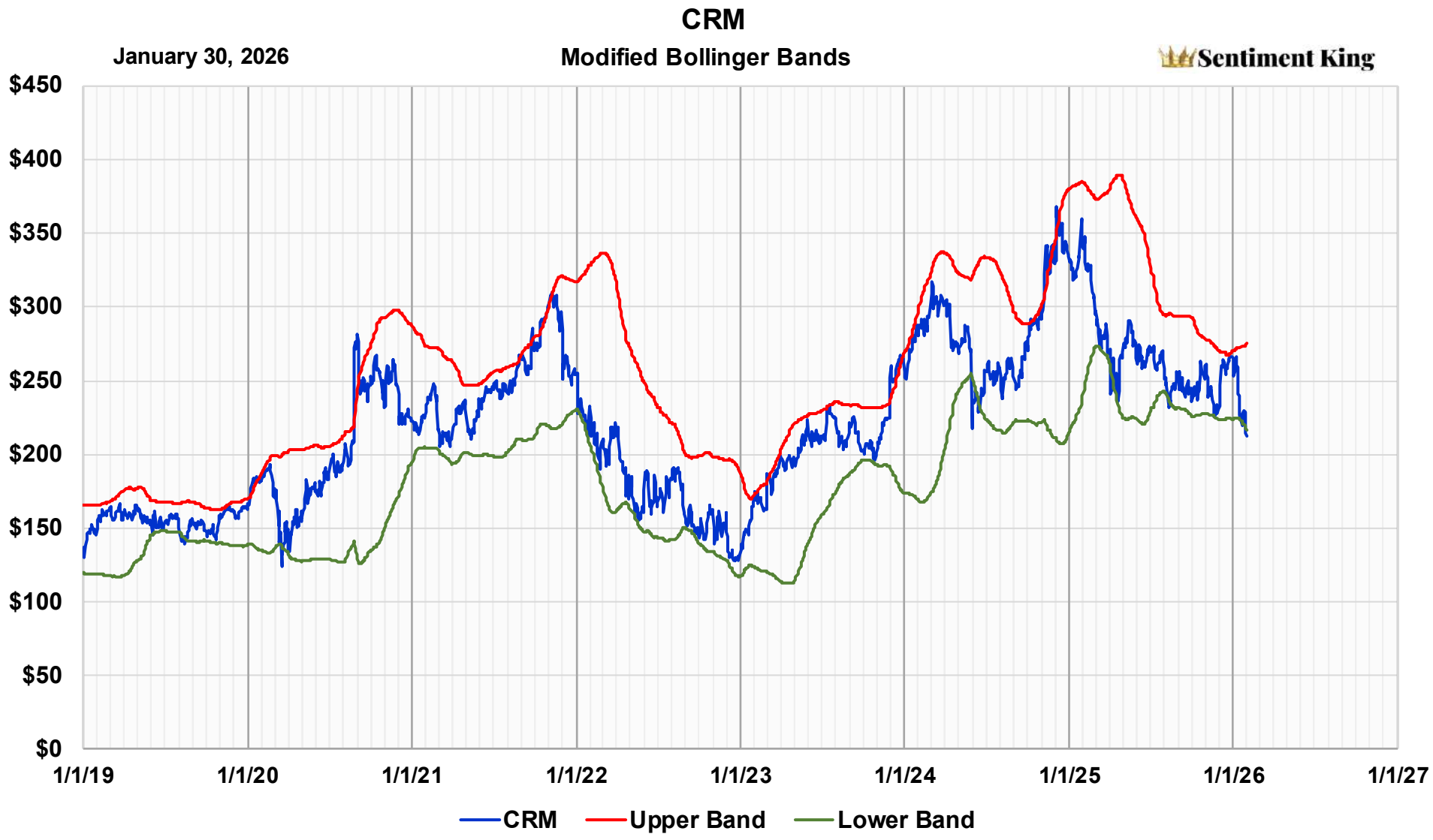
CRM
January 30, 2026
Modified Bollinger Bands
Sentiment King
$450
$400
$350
$300
$250
$200
$150
$100
$50
$0
1/1/19
1/1/20
1/1/21
1/1/22
1/1/23
1/1/24
1/1/25
1/1/26
1/1/27
CRM
Upper Band
Lower Band

January 30, 2026
CRWD
Sentiment King
$800
$400
$200
$100
$50
$25
1/1/18
1/1/19
1/1/20
1/1/21
1/1/22
1/1/23
1/1/24
1/1/25
1/1/26
1/1/27

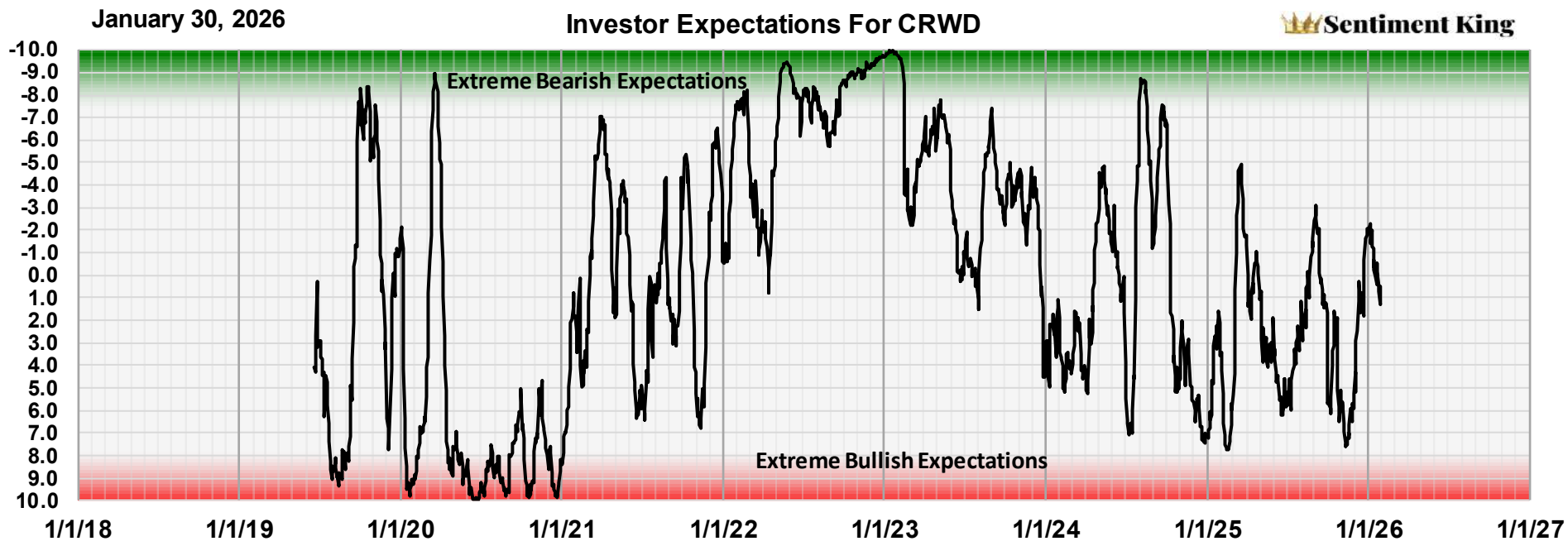
January 30, 2026
Investor Expectations For CRWD
Sentiment King
Extreme Bearish Expectations
Extreme Bullish Expectations
-10.0
-9.0
-8.0
-7.0
-6.0
-5.0
-4.0
-3.0
-2.0
-1.0
0.0
1.0
2.0
3.0
4.0
5.0
6.0
7.0
8.0
9.0
10.0
1/1/18
1/1/19
1/1/20
1/1/21
1/1/22
1/1/23
1/1/24
1/1/25
1/1/26
1/1/27

January 30, 2026
CRWD
Sentiment King
$800
$400
$200
$100
$50
$25
1/1/18
1/1/19
1/1/20
1/1/21
1/1/22
1/1/23
1/1/24
1/1/25
1/1/26
1/1/27

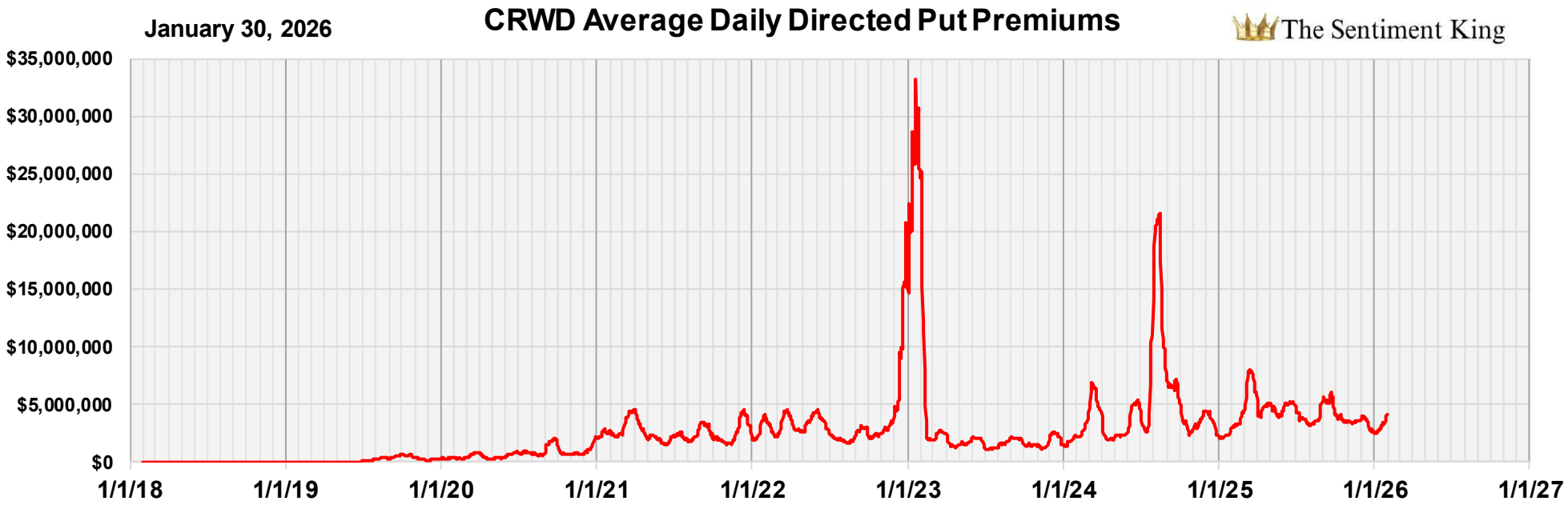
January 30, 2026
CRWD Average Daily Directed Put Premiums
The Sentiment King
$35,000,000
$30,000,000
$25,000,000
$20,000,000
$15,000,000
$10,000,000
$5,000,000
$0
1/1/18
1/1/19
1/1/20
1/1/21
1/1/22
1/1/23
1/1/24
1/1/25
1/1/26
1/1/27

January 30, 2026

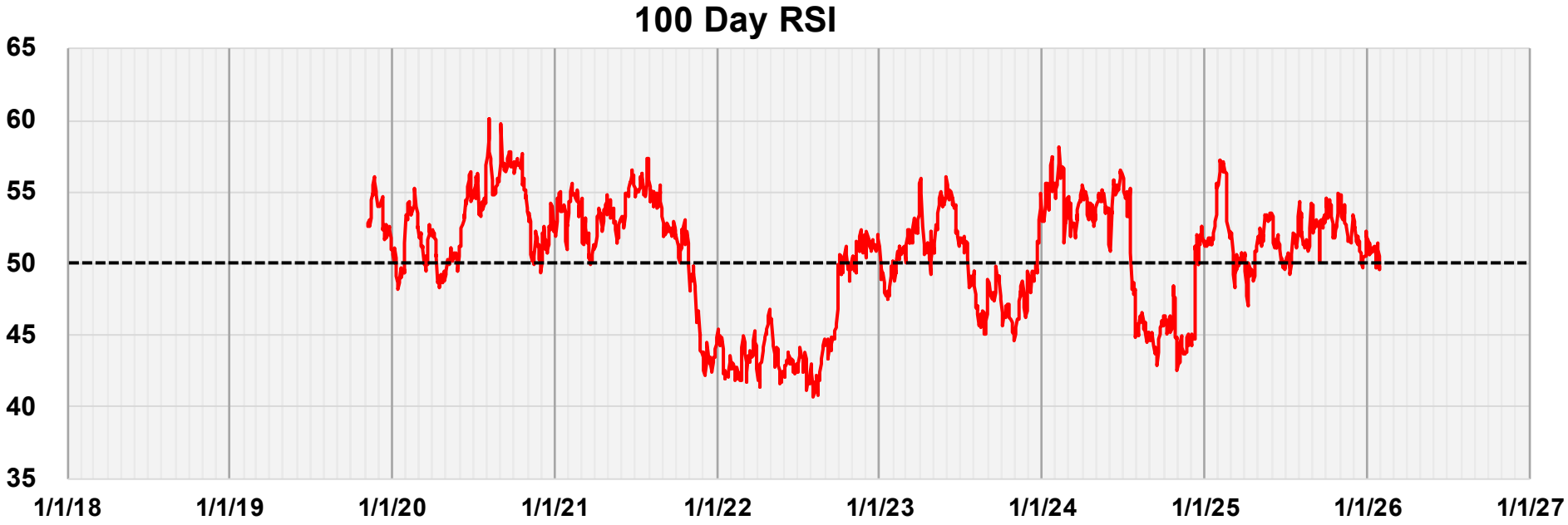

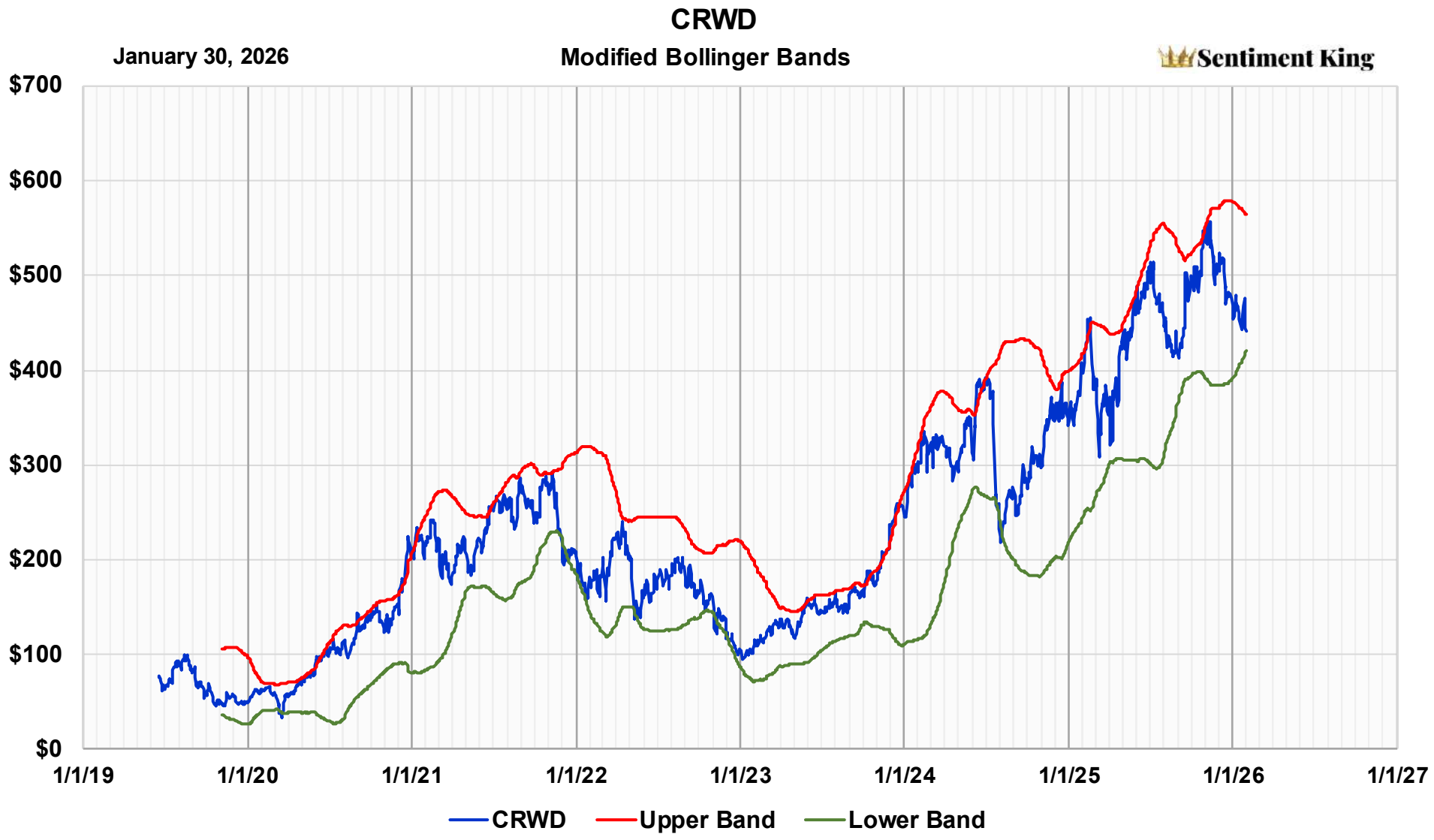
CRWD
January 30, 2026
Modified Bollinger Bands
Sentiment King
$700
$600
$500
$400
$300
$200
$100
$0
1/1/19
1/1/20
1/1/21
1/1/22
1/1/23
1/1/24
1/1/25
1/1/26
1/1/27
CRWD
Upper Band
Lower Band

January 30, 2026
CSCO
Sentiment King
$100
$80
$60
$40
$20
1/1/18
1/1/19
1/1/20
1/1/21
1/1/22
1/1/23
1/1/24
1/1/25
1/1/26
1/1/27

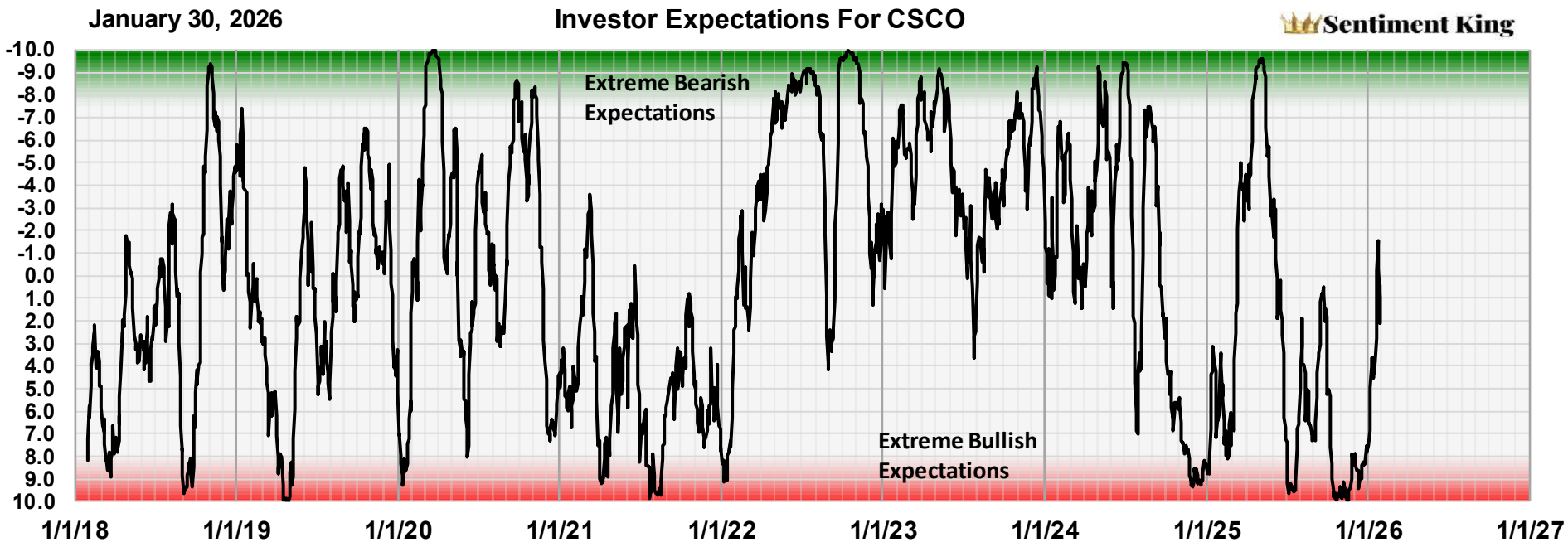
January 30, 2026
Investor Expectations For CSCO
Sentiment King
Extreme Bearish Expectations
Extreme Bullish Expectations
-10.0
-9.0
-8.0
-7.0
-6.0
-5.0
-4.0
-3.0
-2.0
-1.0
0.0
1.0
2.0
3.0
4.0
5.0
6.0
7.0
8.0
9.0
10.0
1/1/18
1/1/19
1/1/20
1/1/21
1/1/22
1/1/23
1/1/24
1/1/25
1/1/26
1/1/27

January 30, 2026
CSCO
Sentiment King
$100
$80
$60
$40
$20
1/1/18
1/1/19
1/1/20
1/1/21
1/1/22
1/1/23
1/1/24
1/1/25
1/1/26
1/1/27

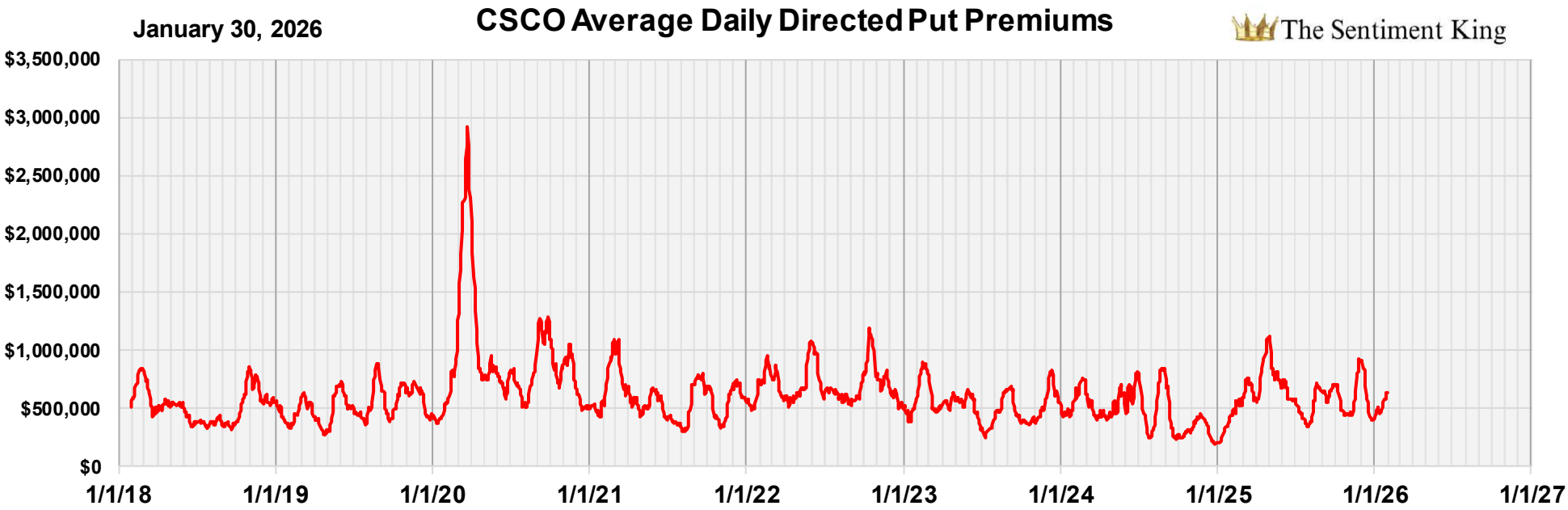
January 30, 2026
CSCO Average Daily Directed Put Premiums
The Sentiment King
$3,500,000
$3,000,000
$2,500,000
$2,000,000
$1,500,000
$1,000,000
$500,000
$0
1/1/18
1/1/19
1/1/20
1/1/21
1/1/22
1/1/23
1/1/24
1/1/25
1/1/26
1/1/27

January 30, 2026

CSCO

Sentiment King

100 Day RSI

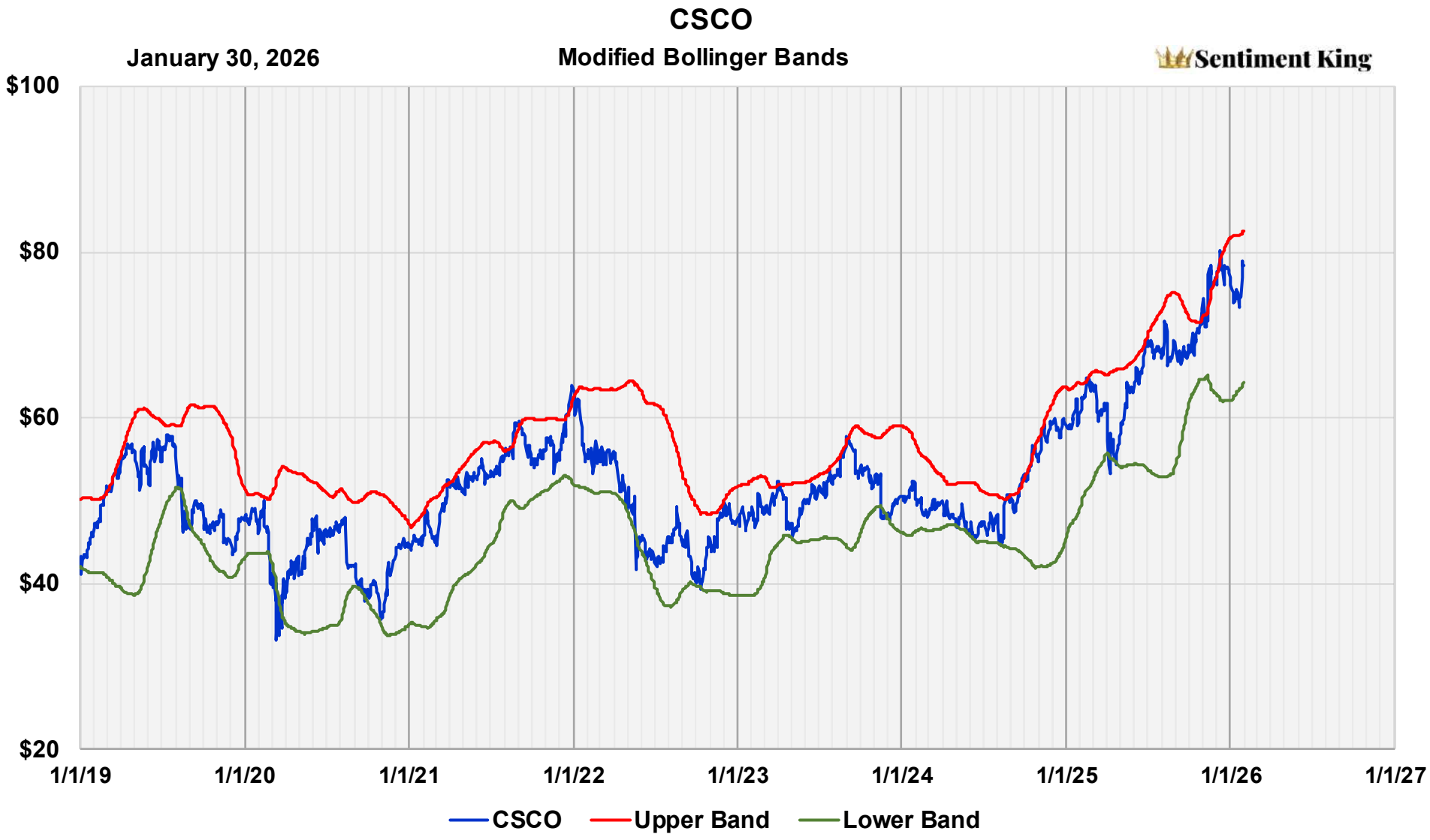
CSCO
January 30, 2026
Modified Bollinger Bands
Sentiment King
$100
$80
$60
$40
$20
1/1/19
1/1/20
1/1/21
1/1/22
1/1/23
1/1/24
1/1/25
1/1/26
1/1/27
CSCO
Upper Band
Lower Band

January 30, 2026
CVS
Sentiment King
$160
$80
$40
$20
1/1/18
1/1/19
1/1/20
1/1/21
1/1/22
1/1/23
1/1/24
1/1/25
1/1/26
1/1/27

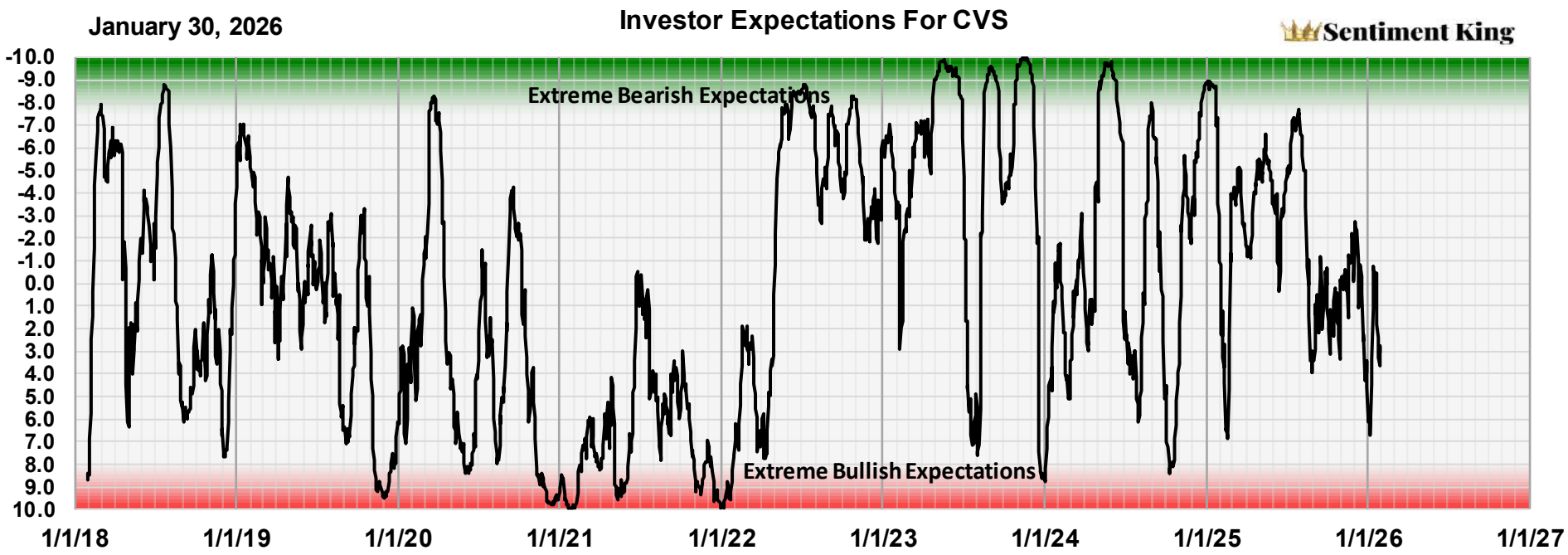
January 30, 2026
Investor Expectations For CVS
Sentiment King
Extreme Bearish Expectations
Extreme Bullish Expectations
-10.0
-9.0
-8.0
-7.0
-6.0
-5.0
-4.0
-3.0
-2.0
-1.0
0.0
1.0
2.0
3.0
4.0
5.0
6.0
7.0
8.0
9.0
10.0
1/1/18
1/1/19
1/1/20
1/1/21
1/1/22
1/1/23
1/1/24
1/1/25
1/1/26
1/1/27

January 30, 2026
CVS
Sentiment King
$160
$80
$40
$20
1/1/18
1/1/19
1/1/20
1/1/21
1/1/22
1/1/23
1/1/24
1/1/25
1/1/26
1/1/27

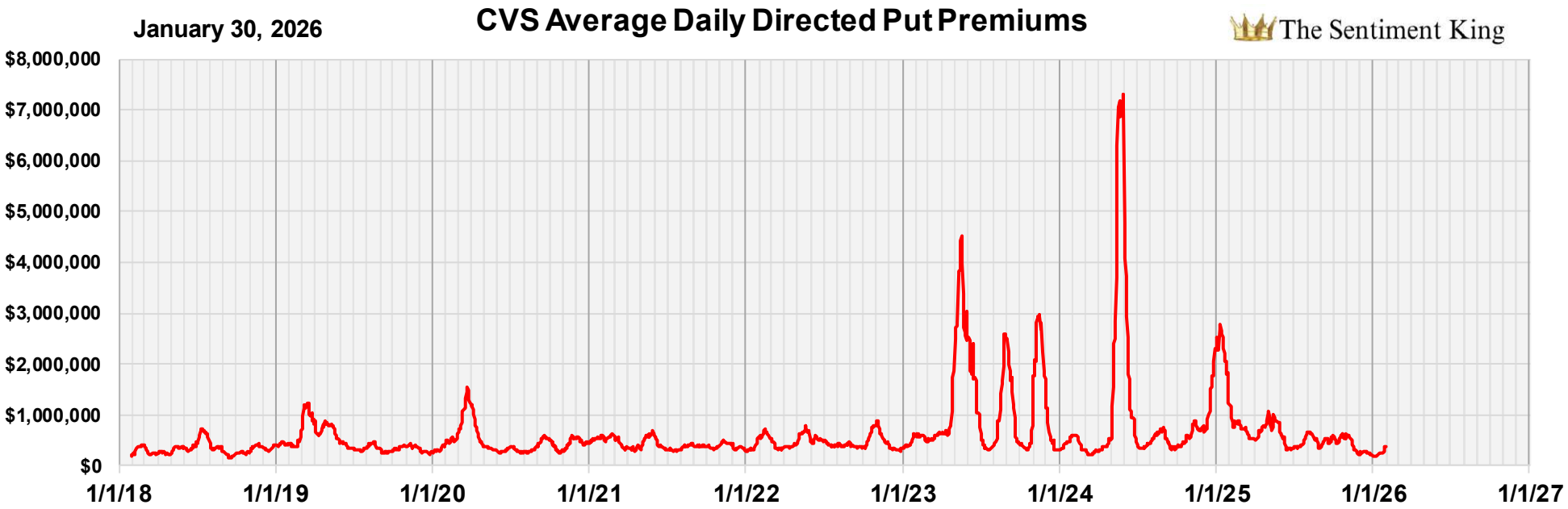
January 30, 2026
CVS Average Daily Directed Put Premiums
The Sentiment King
$8,000,000
$7,000,000
$6,000,000
$5,000,000
$4,000,000
$3,000,000
$2,000,000
$1,000,000
$0
1/1/18
1/1/19
1/1/20
1/1/21
1/1/22
1/1/23
1/1/24
1/1/25
1/1/26
1/1/27

January 30, 2026

CVS

Sentiment King

100 Day RSI

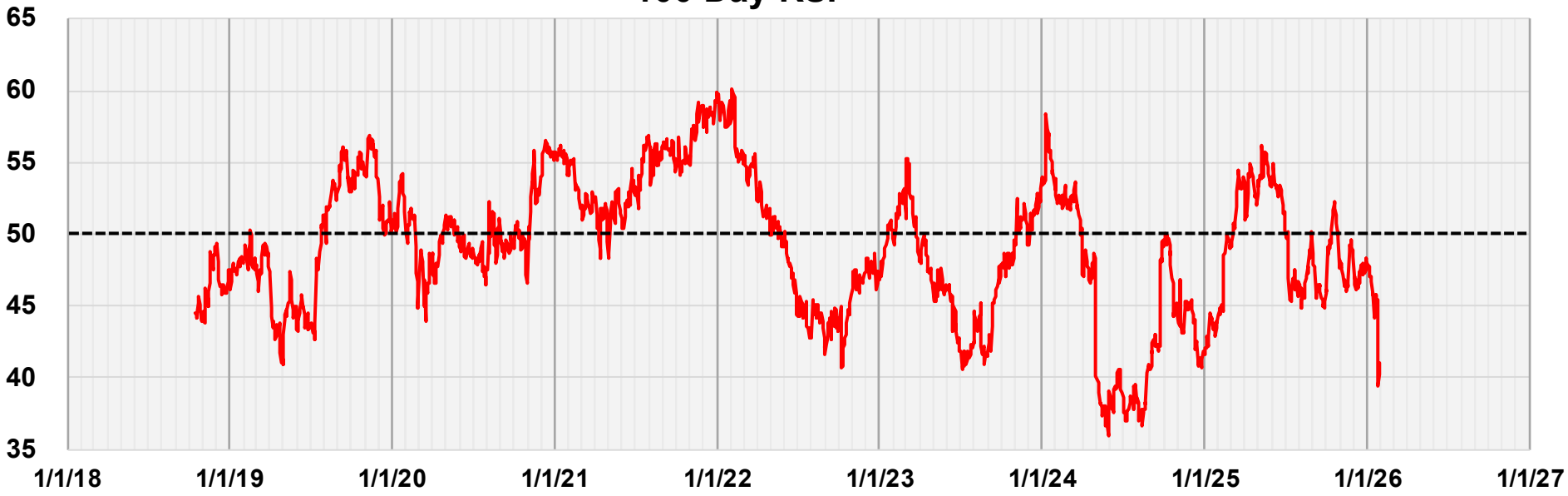

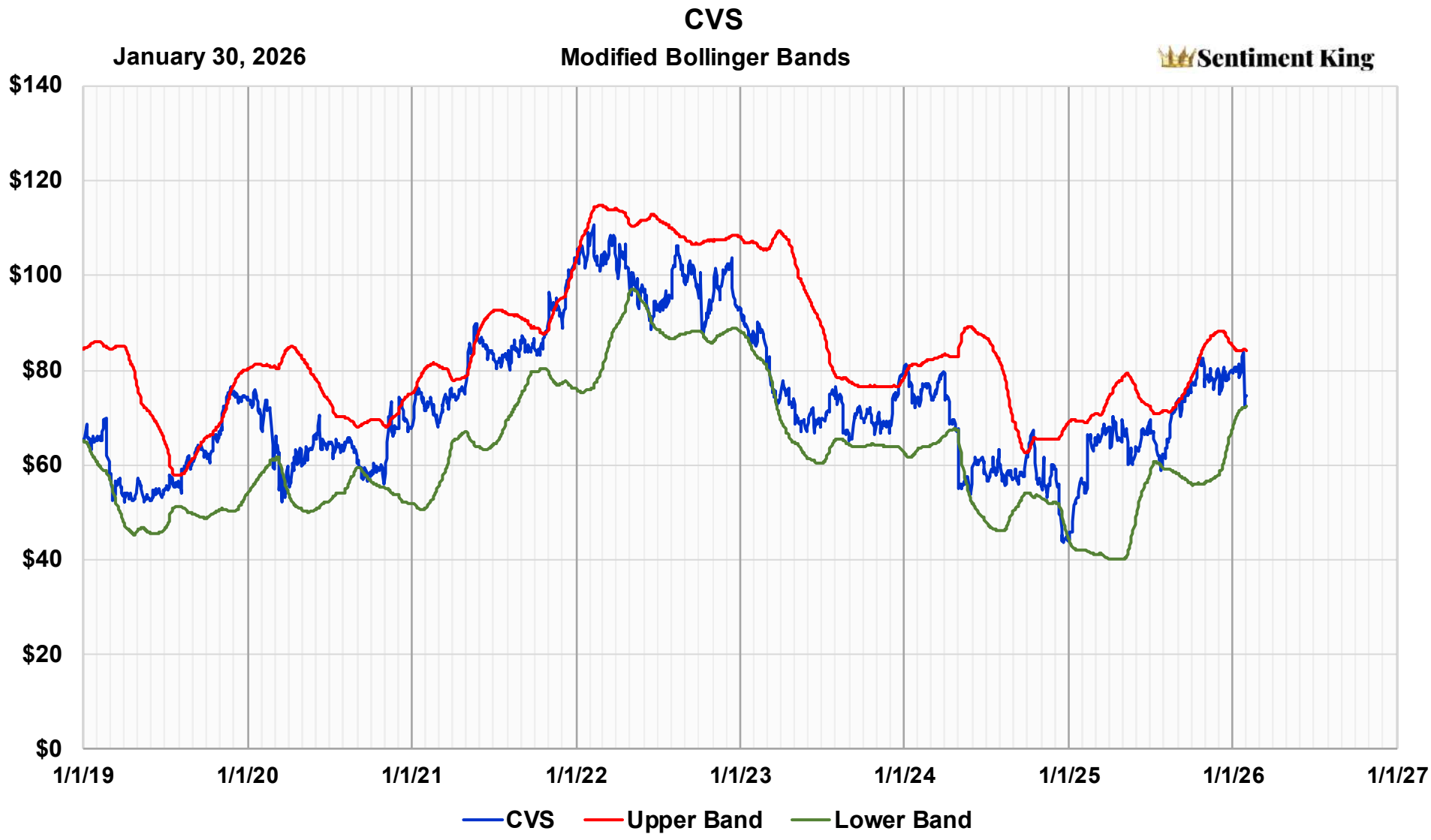
CVS
January 30, 2026
Modified Bollinger Bands
Sentiment King
$140
$120
$100
$80
$60
$40
$20
$0
1/1/19
1/1/20
1/1/21
1/1/22
1/1/23
1/1/24
1/1/25
1/1/26
1/1/27
CVS
Upper Band
Lower Band

January 30, 2026
CVX
Sentiment King
$200
$150
$100
$50
1/1/18
1/1/19
1/1/20
1/1/21
1/1/22
1/1/23
1/1/24
1/1/25
1/1/26
1/1/27

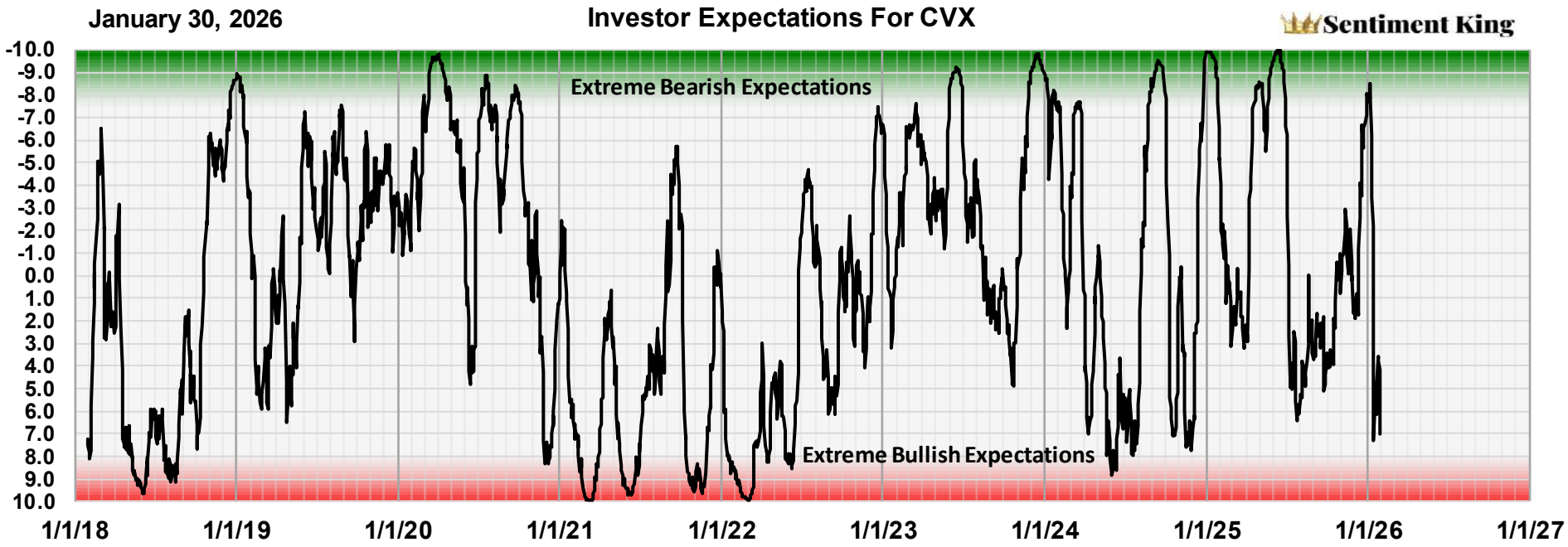
January 30, 2026
Investor Expectations For CVX
Sentiment King
Extreme Bearish Expectations
Extreme Bullish Expectations
-10.0
-9.0
-8.0
-7.0
-6.0
-5.0
-4.0
-3.0
-2.0
-1.0
0.0
1.0
2.0
3.0
4.0
5.0
6.0
7.0
8.0
9.0
10.0
1/1/18
1/1/19
1/1/20
1/1/21
1/1/22
1/1/23
1/1/24
1/1/25
1/1/26
1/1/27

January 30, 2026
CVX
Sentiment King
$200
$150
$100
$50
1/1/18
1/1/19
1/1/20
1/1/21
1/1/22
1/1/23
1/1/24
1/1/25
1/1/26
1/1/27

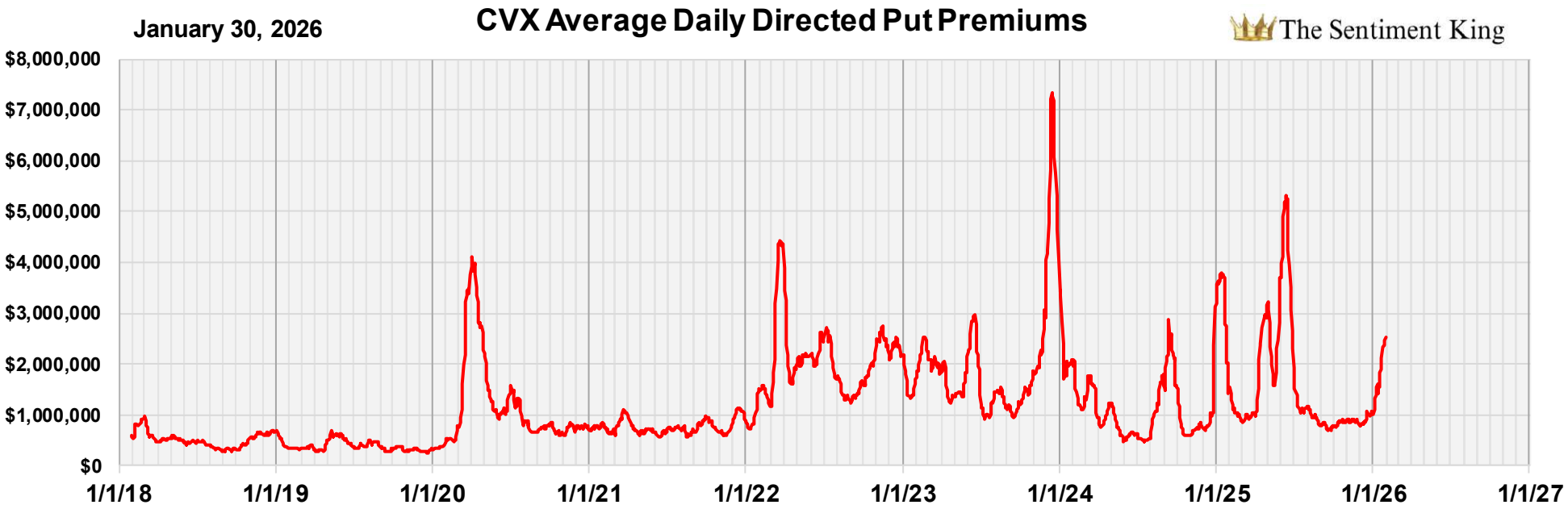
January 30, 2026
CVX Average Daily Directed Put Premiums
The Sentiment King
$8,000,000
$7,000,000
$6,000,000
$5,000,000
$4,000,000
$3,000,000
$2,000,000
$1,000,000
$0
1/1/18
1/1/19
1/1/20
1/1/21
1/1/22
1/1/23
1/1/24
1/1/25
1/1/26
1/1/27

January 30, 2026

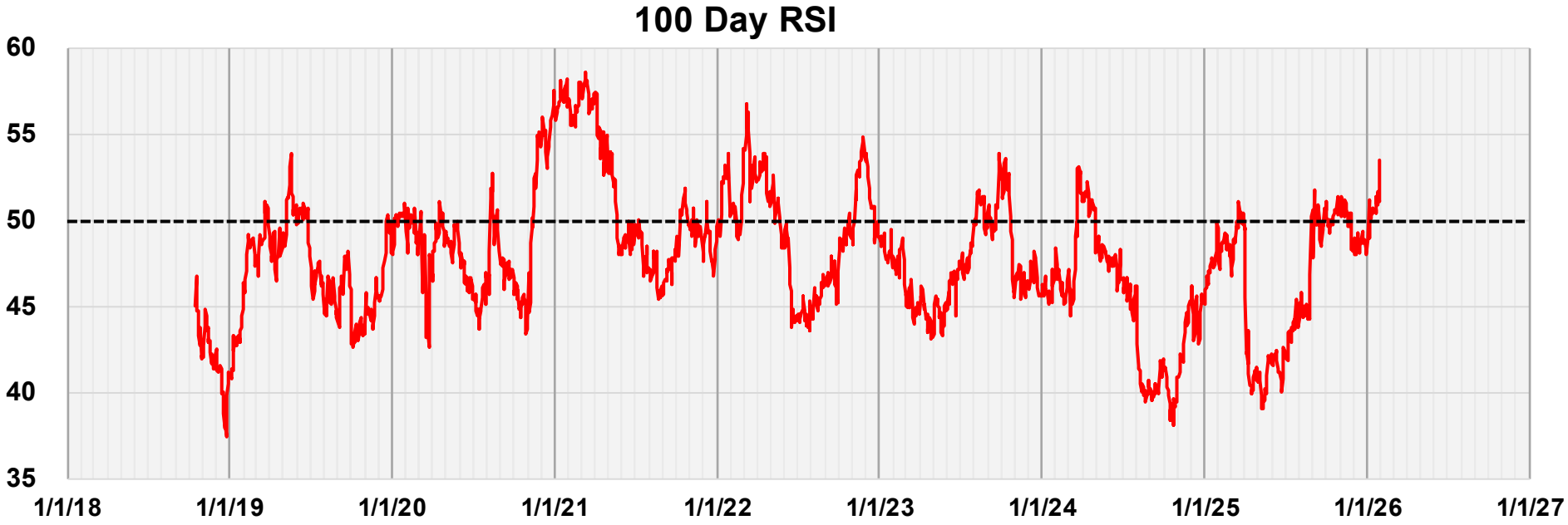

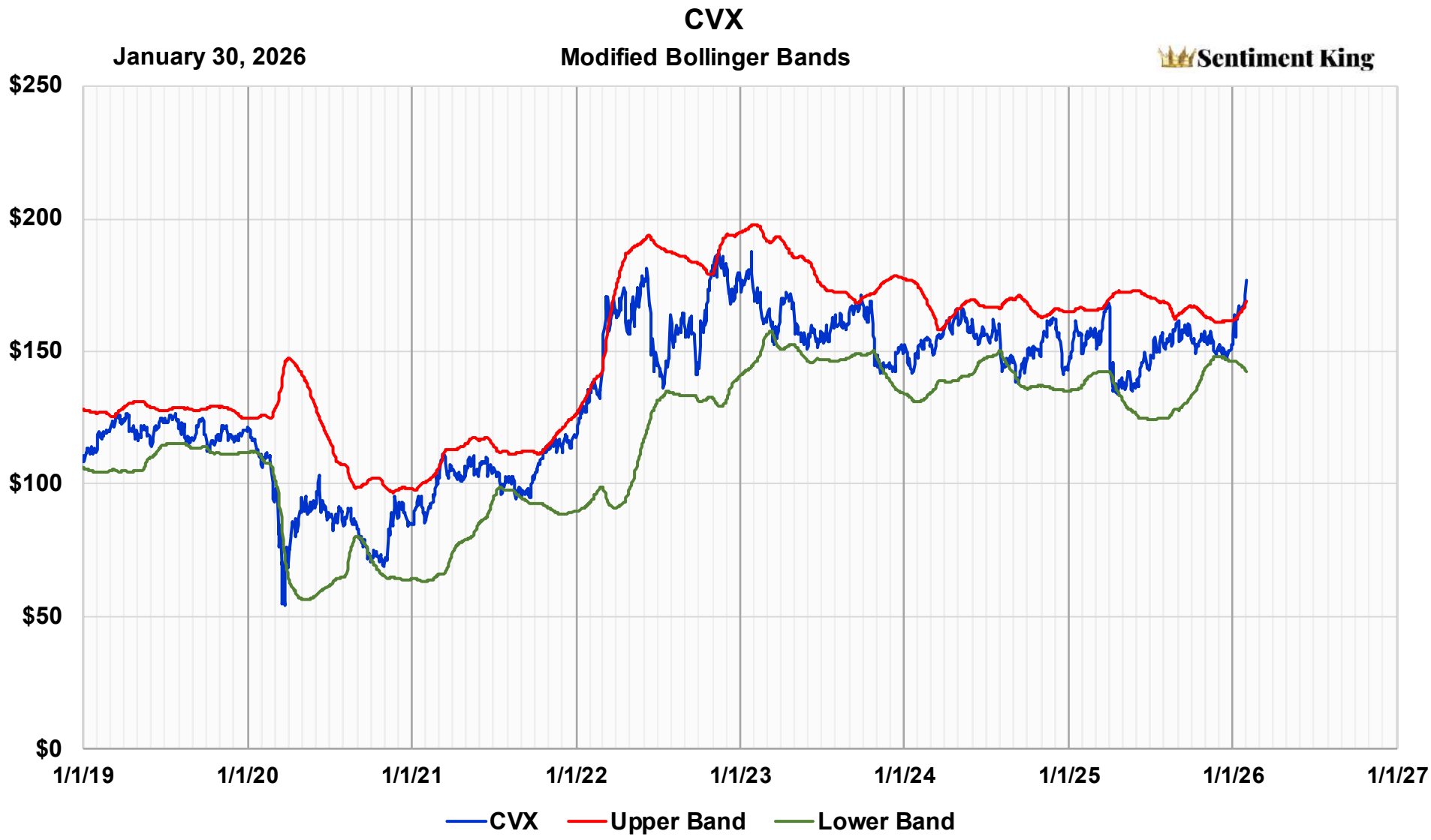
CVX
January 30, 2026
Modified Bollinger Bands
Sentiment King
$250
$200
$150
$100
$50
$0
1/1/19
1/1/20
1/1/21
1/1/22
1/1/23
1/1/24
1/1/25
1/1/26
1/1/27
CVX
Upper Band
Lower Band

January 30, 2026
DELL
Sentiment King
$200
$175
$150
$125
$100
$75
$50
$25
$0
1/1/18
1/1/19
1/1/20
1/1/21
1/1/22
1/1/23
1/1/24
1/1/25
1/1/26
1/1/27

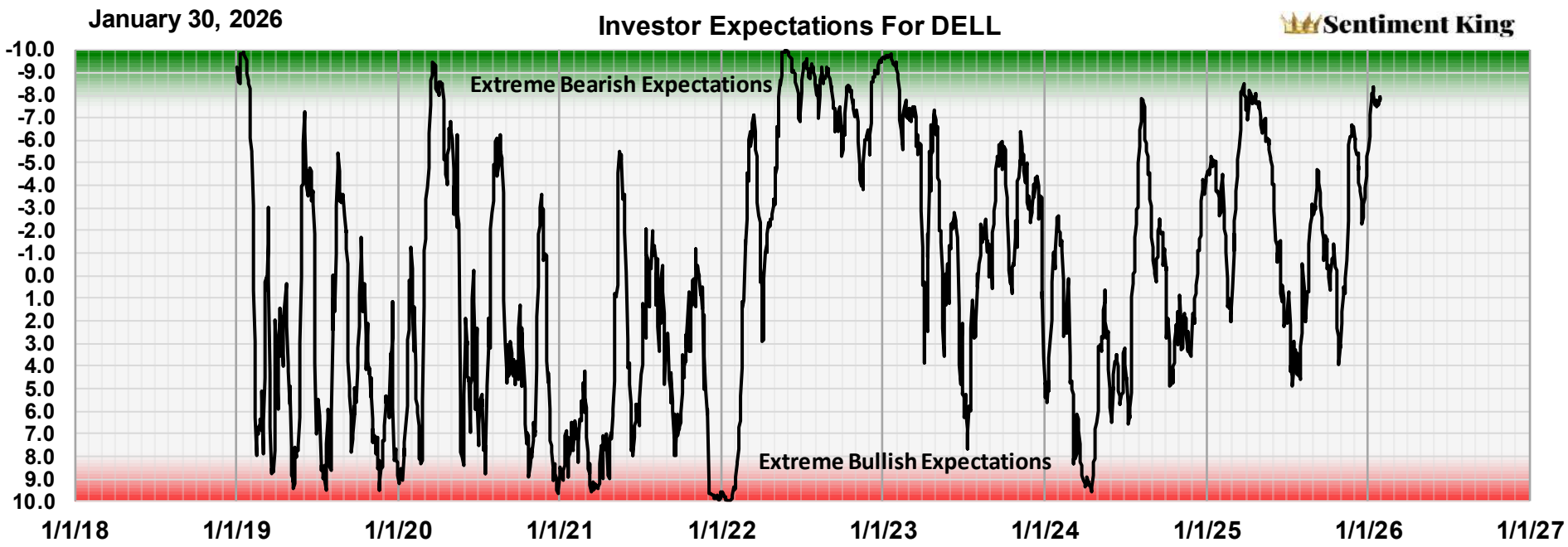
January 30, 2026
Investor Expectations For DELL
Sentiment King
Extreme Bearish Expectations
Extreme Bullish Expectations
-10.0
-9.0
-8.0
-7.0
-6.0
-5.0
-4.0
-3.0
-2.0
-1.0
0.0
1.0
2.0
3.0
4.0
5.0
6.0
7.0
8.0
9.0
10.0
1/1/18
1/1/19
1/1/20
1/1/21
1/1/22
1/1/23
1/1/24
1/1/25
1/1/26
1/1/27

January 30, 2026
DELL
Sentiment King
$200
$175
$150
$125
$100
$75
$50
$25
$0
1/1/18
1/1/19
1/1/20
1/1/21
1/1/22
1/1/23
1/1/24
1/1/25
1/1/26
1/1/27

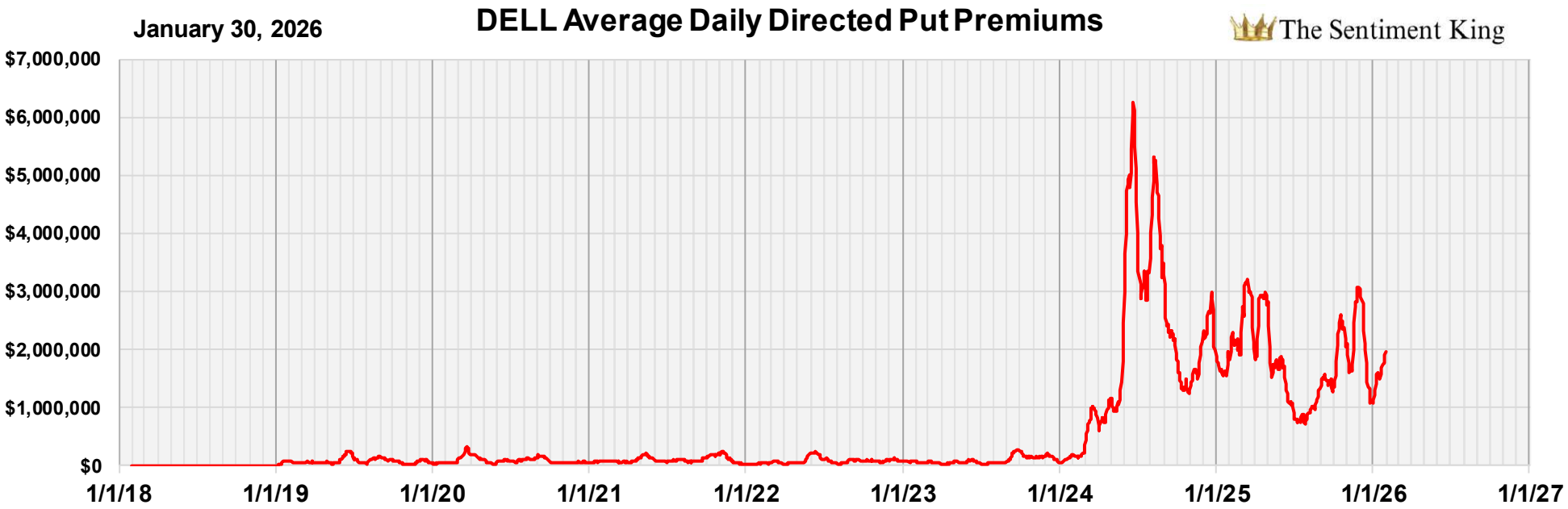
January 30, 2026
DELL Average Daily Directed Put Premiums
The Sentiment King
$7,000,000
$6,000,000
$5,000,000
$4,000,000
$3,000,000
$2,000,000
$1,000,000
$0
1/1/18
1/1/19
1/1/20
1/1/21
1/1/22
1/1/23
1/1/24
1/1/25
1/1/26
1/1/27

January 30, 2026

DELL

Sentiment King

100 Day RSI

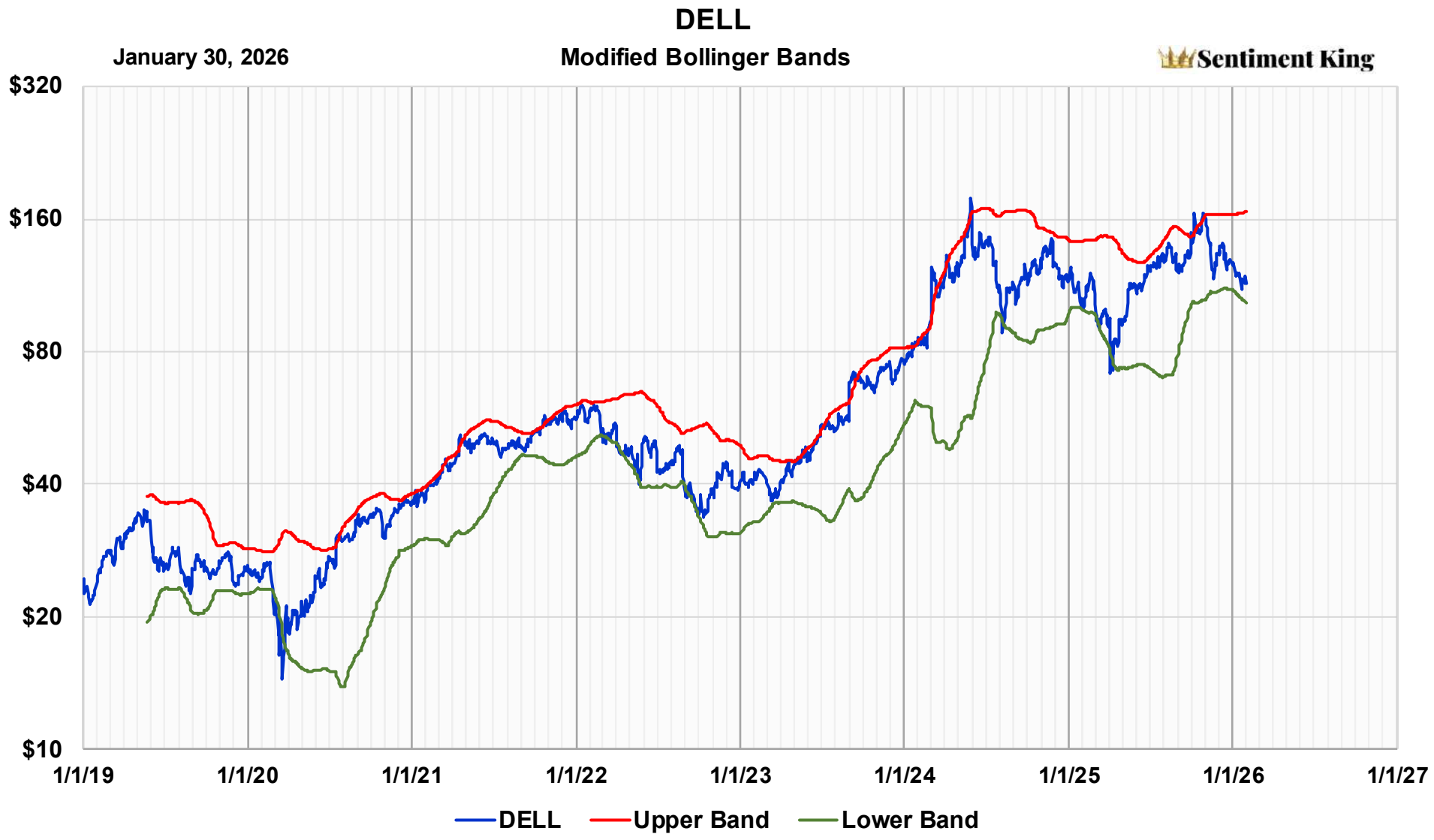
DELL
January 30, 2026
Modified Bollinger Bands
Sentiment King
$320
$160
$80
$40
$20
$10
1/1/19
1/1/20
1/1/21
1/1/22
1/1/23
1/1/24
1/1/25
1/1/26
1/1/27
DELL
Upper Band
Lower Band

January 30, 2026
DHR
Sentiment King
$350
$300
$250
$200
$150
$100
$50
1/1/18
1/1/19
1/1/20
1/1/21
1/1/22
1/1/23
1/1/24
1/1/25
1/1/26
1/1/27

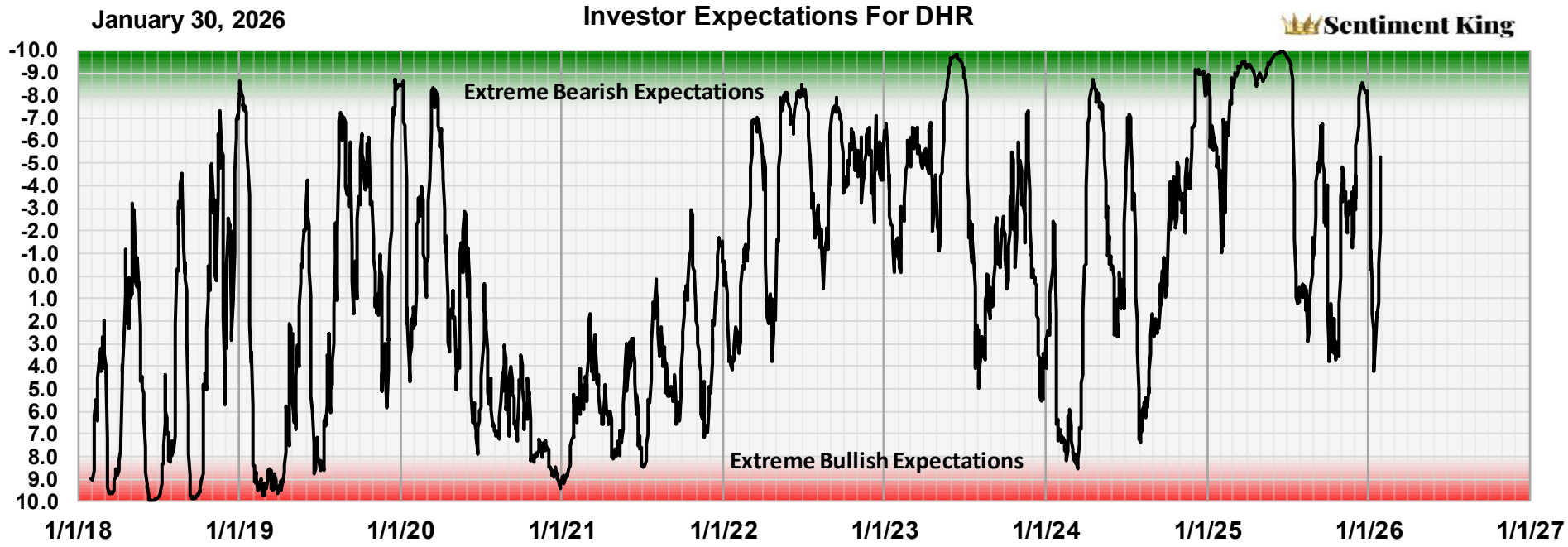
January 30, 2026
Investor Expectations For DHR
Sentiment King
Extreme Bearish Expectations
Extreme Bullish Expectations
-10.0
-9.0
-8.0
-7.0
-6.0
-5.0
-4.0
-3.0
-2.0
-1.0
0.0
1.0
2.0
3.0
4.0
5.0
6.0
7.0
8.0
9.0
10.0
1/1/18
1/1/19
1/1/20
1/1/21
1/1/22
1/1/23
1/1/24
1/1/25
1/1/26
1/1/27

January 30, 2026
DHR
Sentiment King
$350
$300
$250
$200
$150
$100
$50
1/1/18
1/1/19
1/1/20
1/1/21
1/1/22
1/1/23
1/1/24
1/1/25
1/1/26
1/1/27

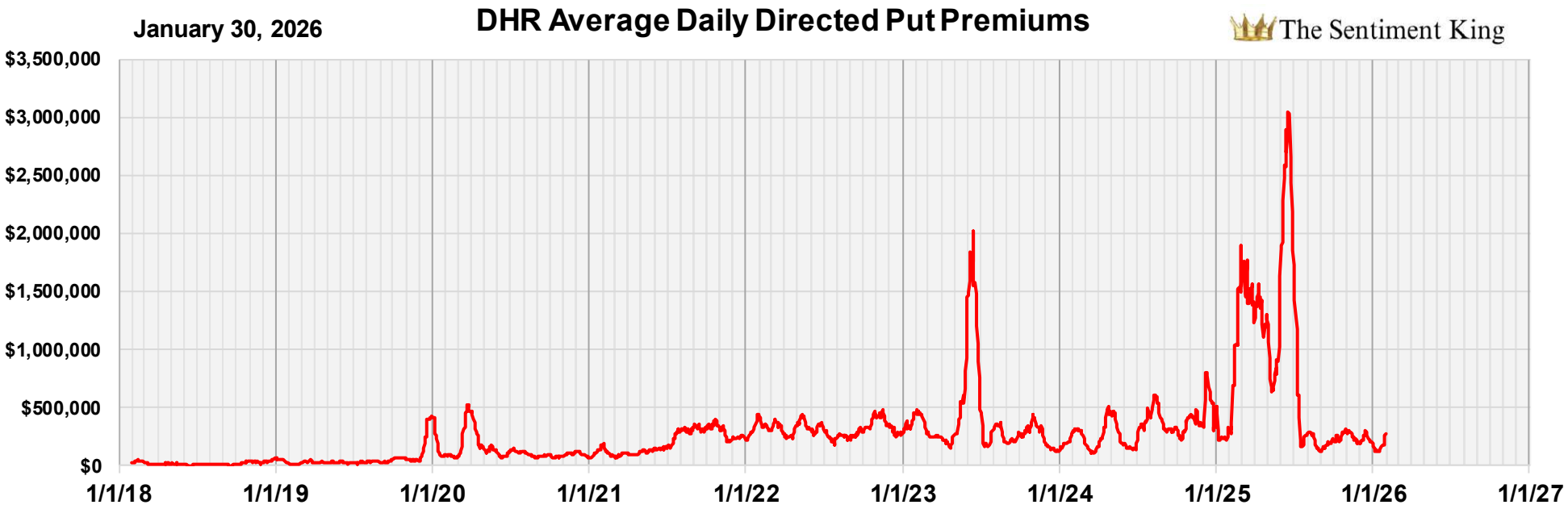
January 30, 2026
DHR Average Daily Directed Put Premiums
The Sentiment King
$3,500,000
$3,000,000
$2,500,000
$2,000,000
$1,500,000
$1,000,000
$500,000
$0
1/1/18
1/1/19
1/1/20
1/1/21
1/1/22
1/1/23
1/1/24
1/1/25
1/1/26
1/1/27

January 30, 2026

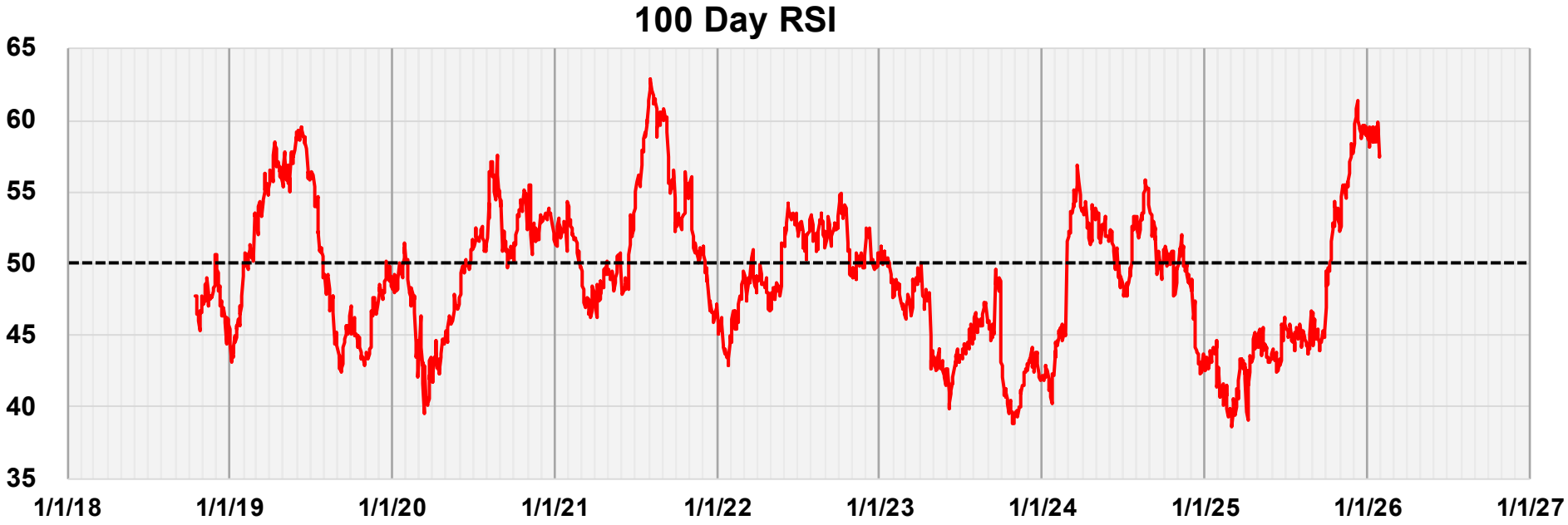

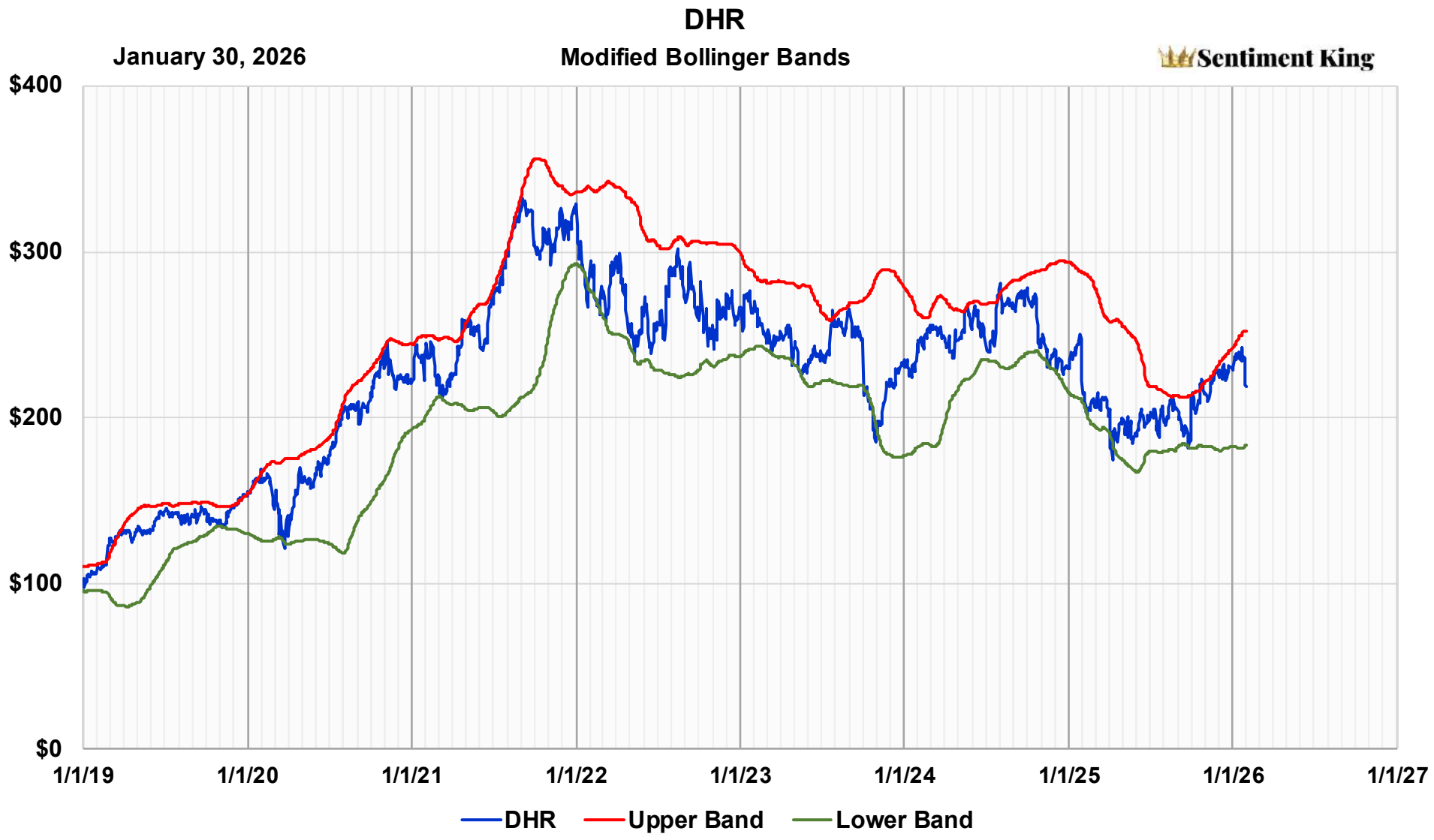
DHR
January 30, 2026
Modified Bollinger Bands
Sentiment King
$400
$300
$200
$100
$0
1/1/19
1/1/20
1/1/21
1/1/22
1/1/23
1/1/24
1/1/25
1/1/26
1/1/27
DHR
Upper Band
Lower Band

January 30, 2026
DIS
Sentiment King
$225
$200
$175
$150
$125
$100
$75
1/1/18
1/1/19
1/1/20
1/1/21
1/1/22
1/1/23
1/1/24
1/1/25
1/1/26
1/1/27

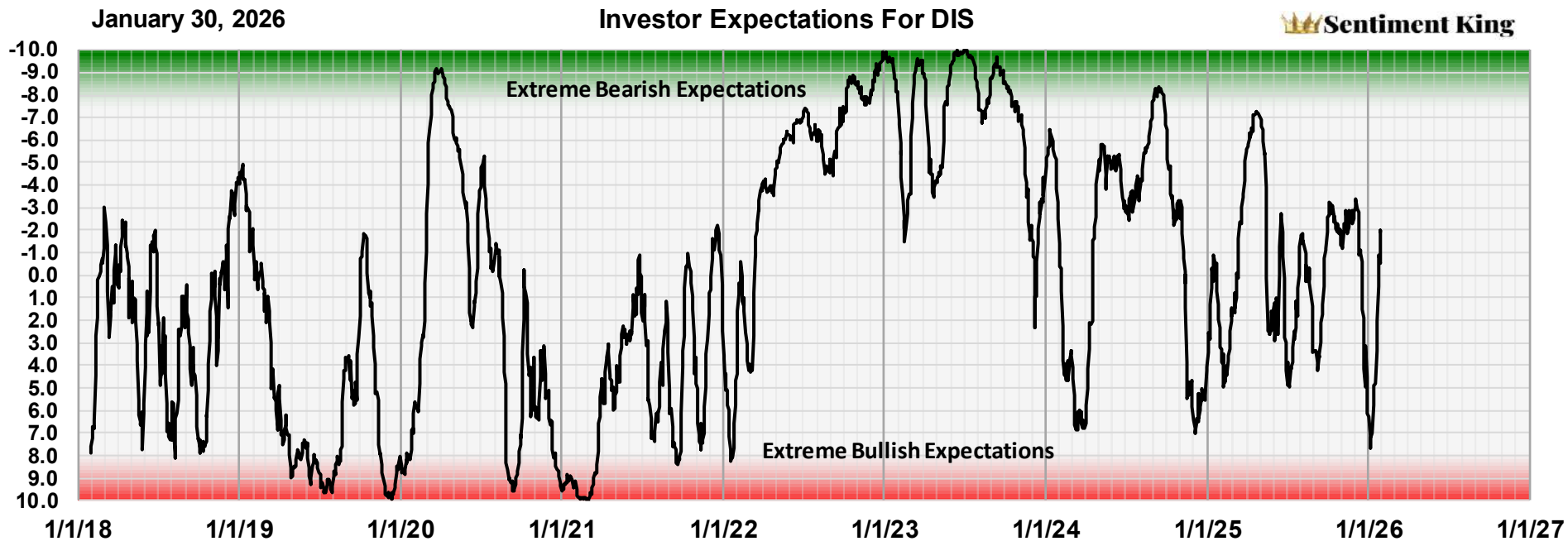
January 30, 2026
Investor Expectations For DIS
Sentiment King
Extreme Bearish Expectations
Extreme Bullish Expectations
-10.0
-9.0
-8.0
-7.0
-6.0
-5.0
-4.0
-3.0
-2.0
-1.0
0.0
1.0
2.0
3.0
4.0
5.0
6.0
7.0
8.0
9.0
10.0
1/1/18
1/1/19
1/1/20
1/1/21
1/1/22
1/1/23
1/1/24
1/1/25
1/1/26
1/1/27

January 30, 2026
DIS
Sentiment King
$225
$200
$175
$150
$125
$100
$75
1/1/18
1/1/19
1/1/20
1/1/21
1/1/22
1/1/23
1/1/24
1/1/25
1/1/26
1/1/27

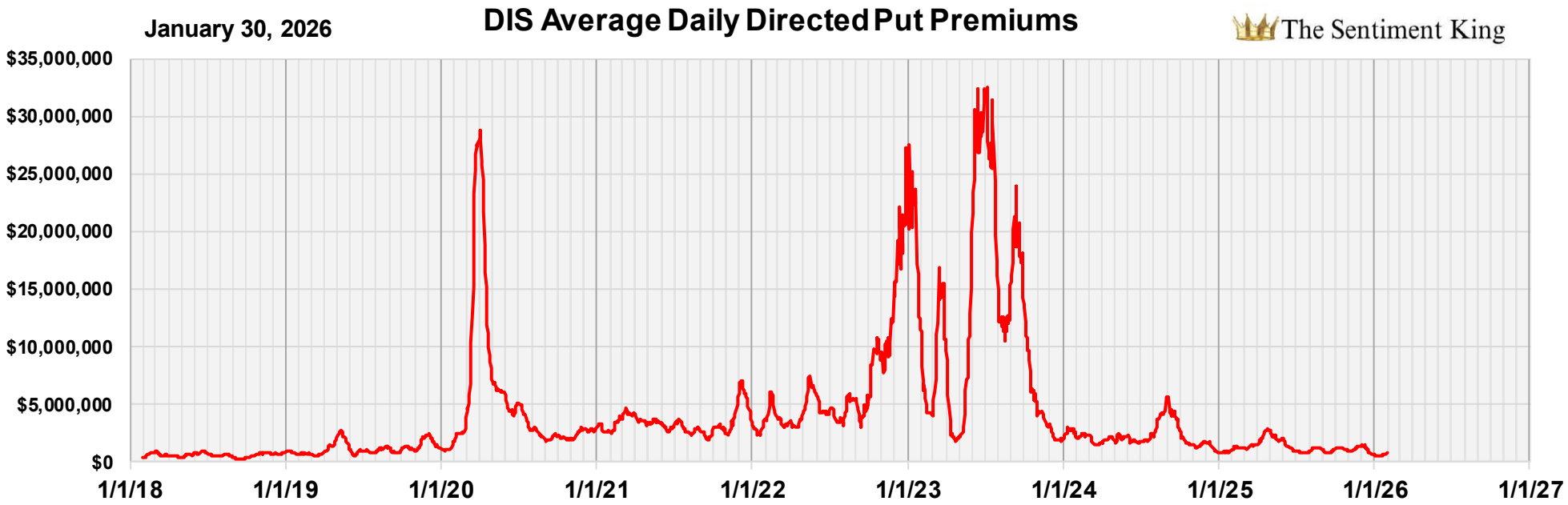
January 30, 2026
DIS Average Daily Directed Put Premiums
The Sentiment King
$35,000,000
$30,000,000
$25,000,000
$20,000,000
$15,000,000
$10,000,000
$5,000,000
$0
1/1/18
1/1/19
1/1/20
1/1/21
1/1/22
1/1/23
1/1/24
1/1/25
1/1/26
1/1/27

January 30, 2026

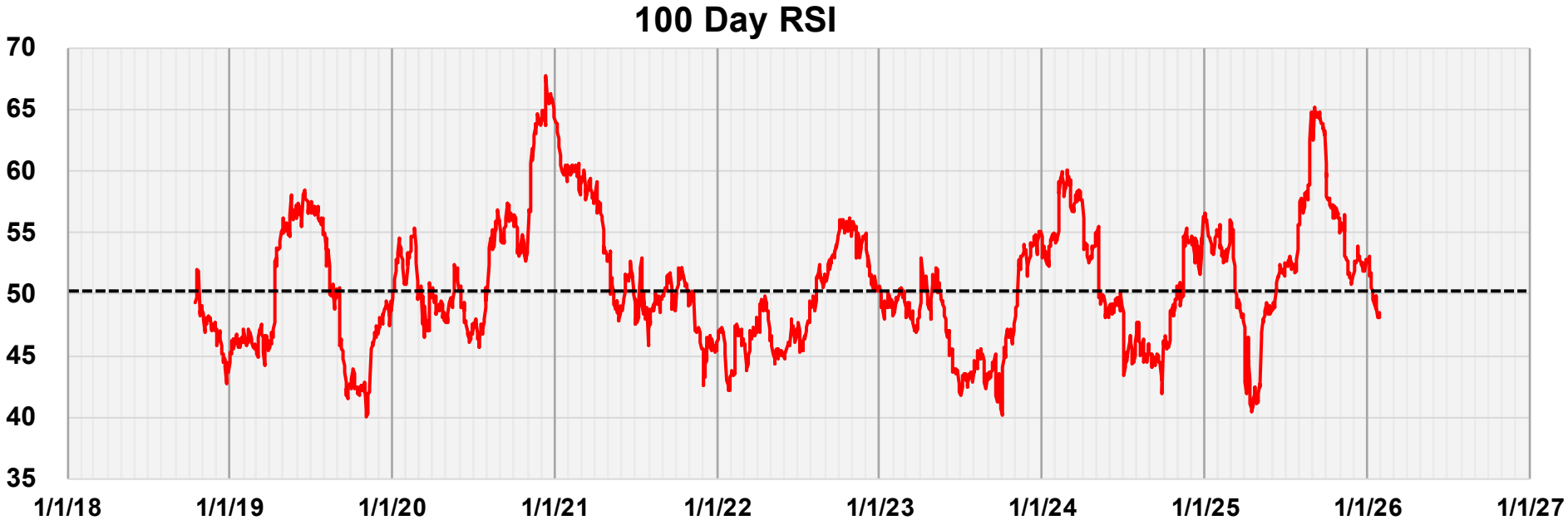

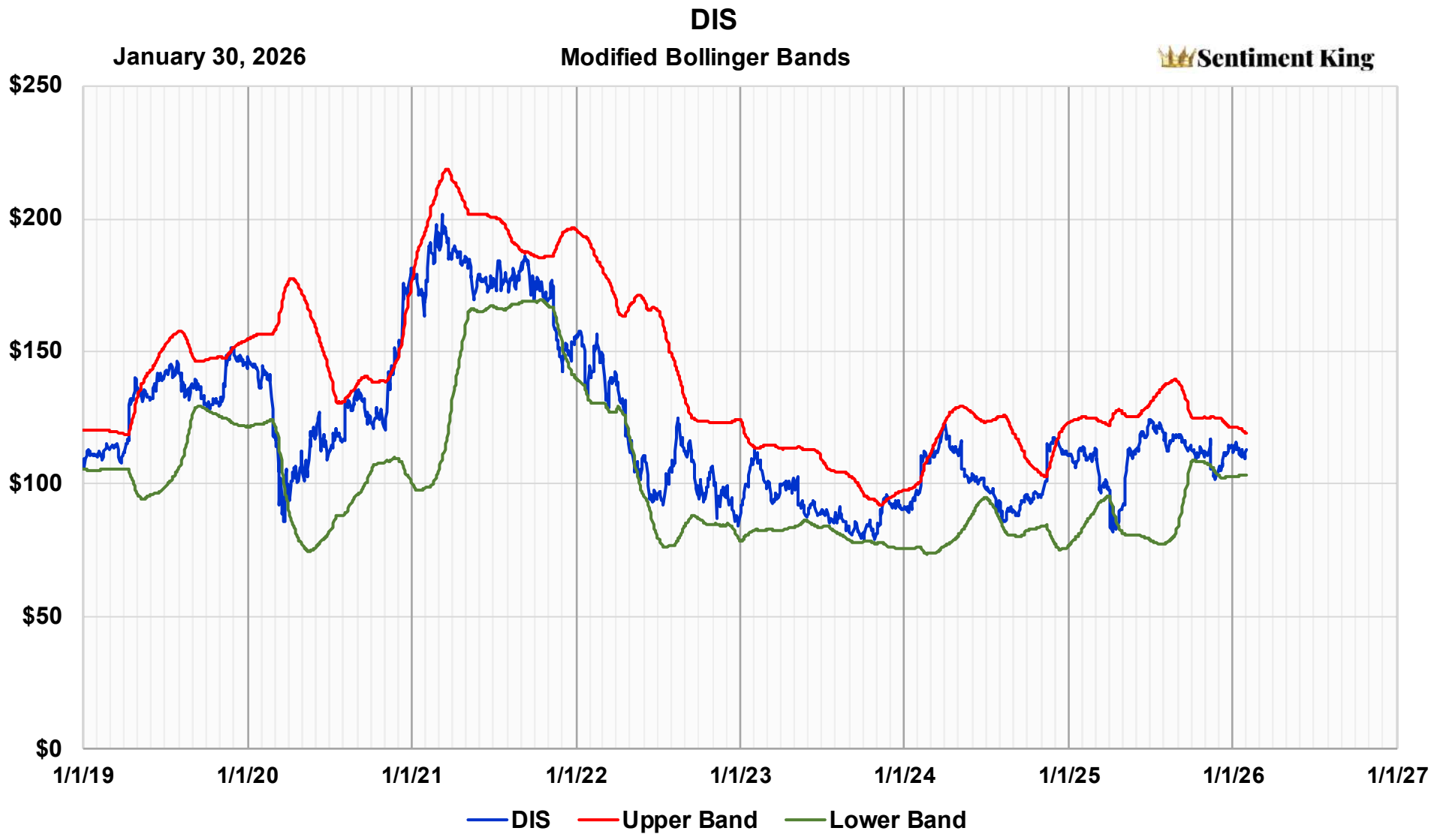
DIS
January 30, 2026
Modified Bollinger Bands
Sentiment King
$250
$200
$150
$100
$50
$0
1/1/19
1/1/20
1/1/21
1/1/22
1/1/23
1/1/24
1/1/25
1/1/26
1/1/27
DIS
Upper Band
Lower Band

January 30, 2026
ETN
Sentiment King
$450
$400
$350
$300
$250
$200
$150
$100
$50
$0
1/1/18
1/1/19
1/1/20
1/1/21
1/1/22
1/1/23
1/1/24
1/1/25
1/1/26
1/1/27

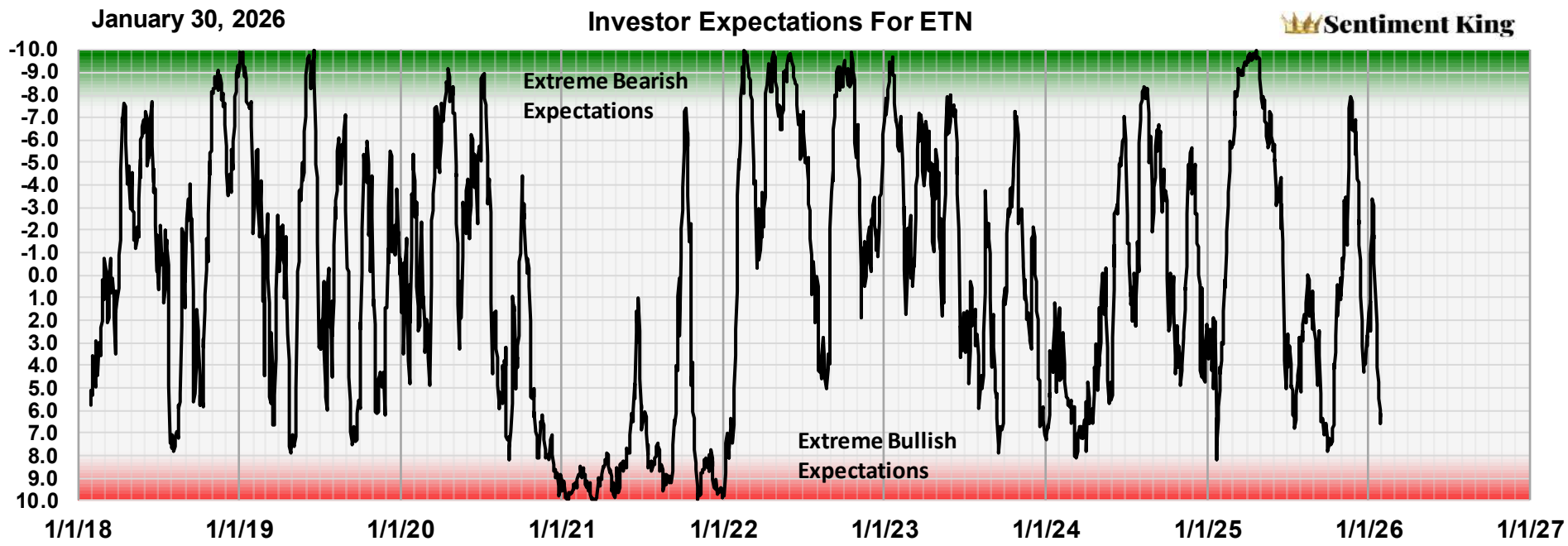
January 30, 2026
Investor Expectations For ETN
Sentiment King
Extreme Bearish Expectations
Extreme Bullish Expectations
-10.0
-9.0
-8.0
-7.0
-6.0
-5.0
-4.0
-3.0
-2.0
-1.0
0.0
1.0
2.0
3.0
4.0
5.0
6.0
7.0
8.0
9.0
10.0
1/1/18
1/1/19
1/1/20
1/1/21
1/1/22
1/1/23
1/1/24
1/1/25
1/1/26
1/1/27

January 30, 2026
ETN
Sentiment King
$450
$400
$350
$300
$250
$200
$150
$100
$50
$0
1/1/18
1/1/19
1/1/20
1/1/21
1/1/22
1/1/23
1/1/24
1/1/25
1/1/26
1/1/27

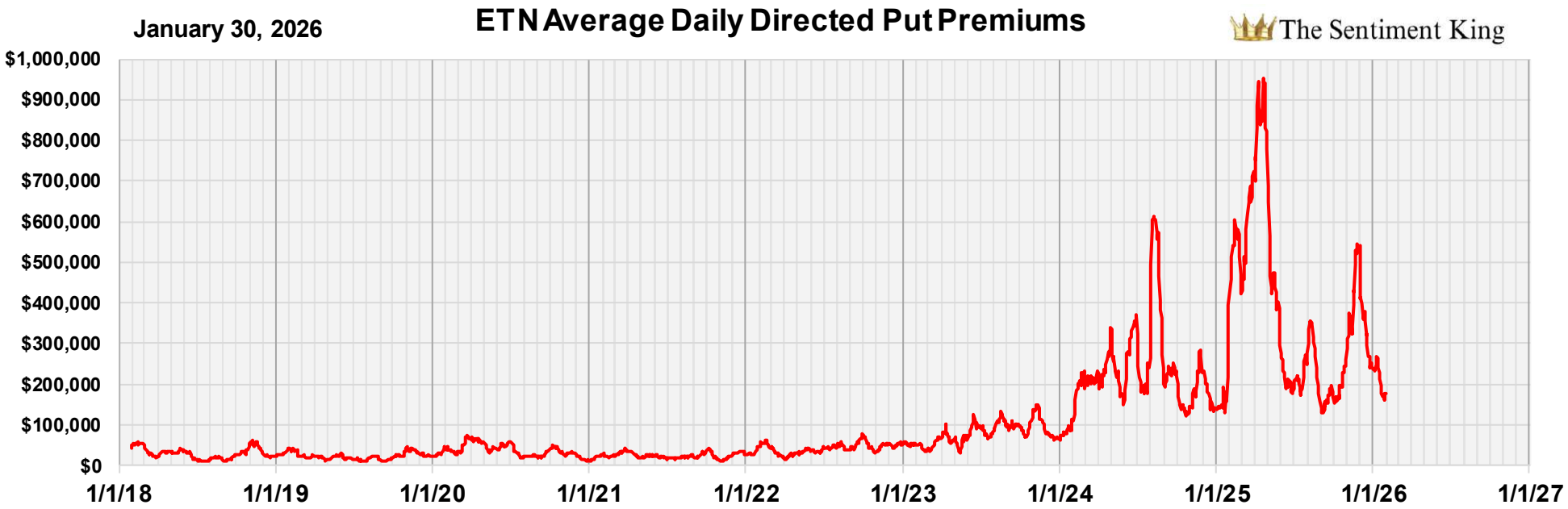
January 30, 2026
ETN Average Daily Directed Put Premiums
The Sentiment King
$1,000,000
$900,000
$800,000
$700,000
$600,000
$500,000
$400,000
$300,000
$200,000
$100,000
$0
1/1/18
1/1/19
1/1/20
1/1/21
1/1/22
1/1/23
1/1/24
1/1/25
1/1/26
1/1/27

January 30, 2026

ETN

Sentiment King

100 Day RSI

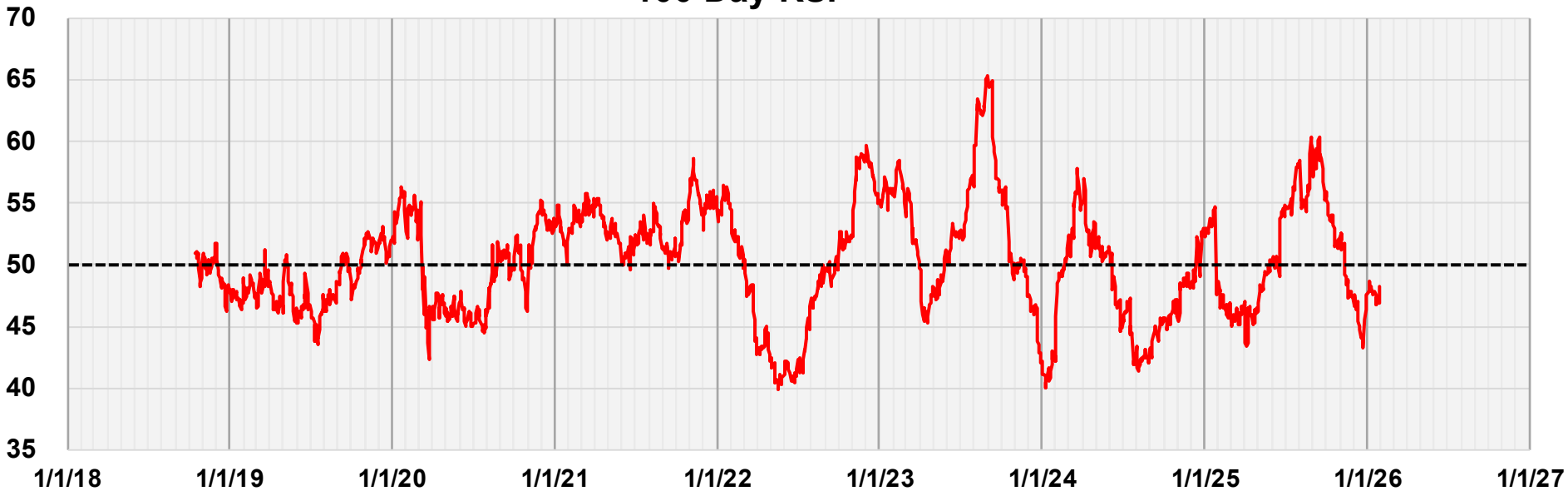

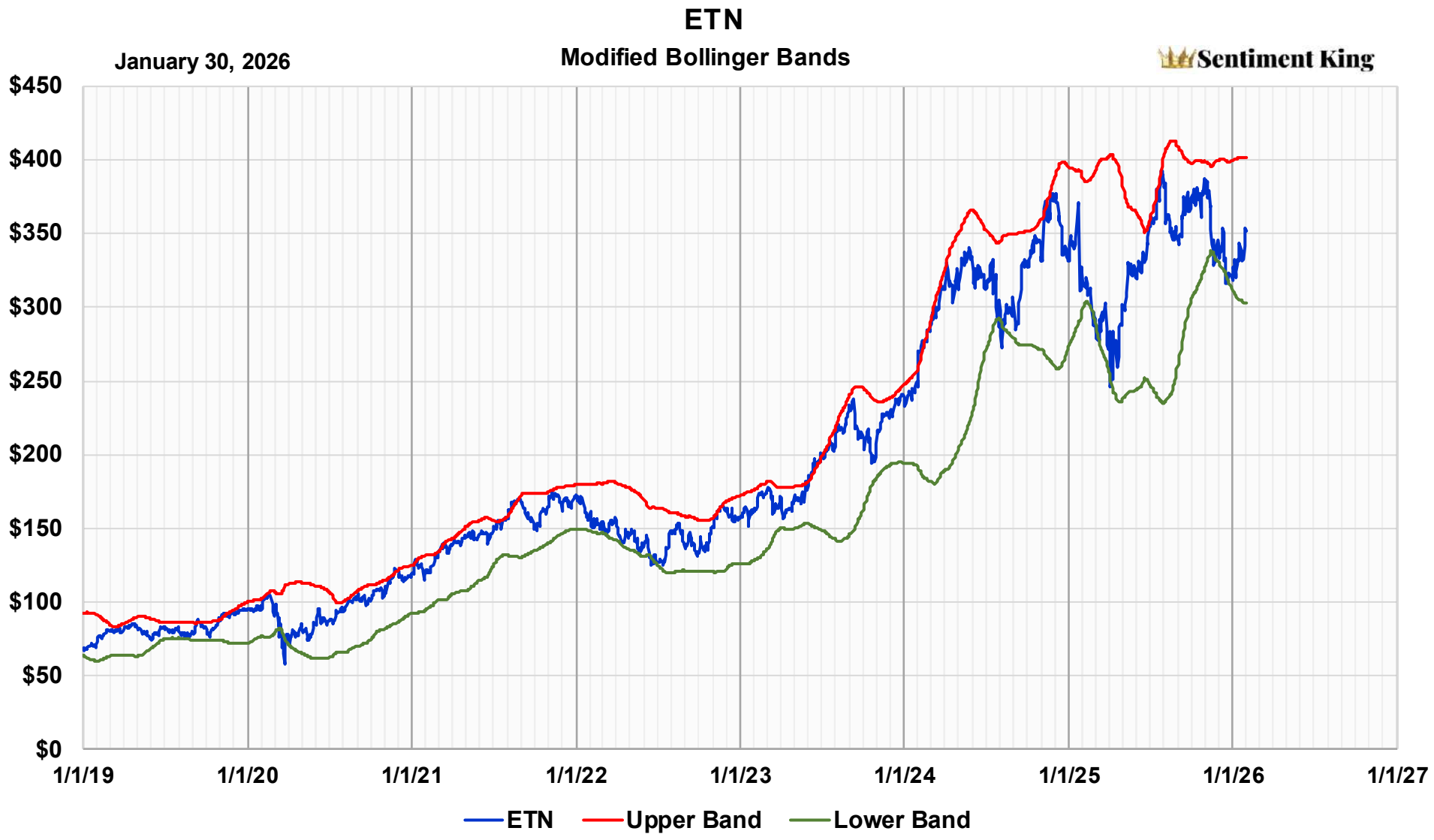
ETN
Modified Bollinger Bands
January 30, 2026
Sentiment King
$450
$400
$350
$300
$250
$200
$150
$100
$50
$0
1/1/19
1/1/20
1/1/21
1/1/22
1/1/23
1/1/24
1/1/25
1/1/26
1/1/27
ETN
Upper Band
Lower Band

January 30, 2026
F
Sentiment King
$30
$20
$10
$0
1/1/18
1/1/19
1/1/20
1/1/21
1/1/22
1/1/23
1/1/24
1/1/25
1/1/26
1/1/27

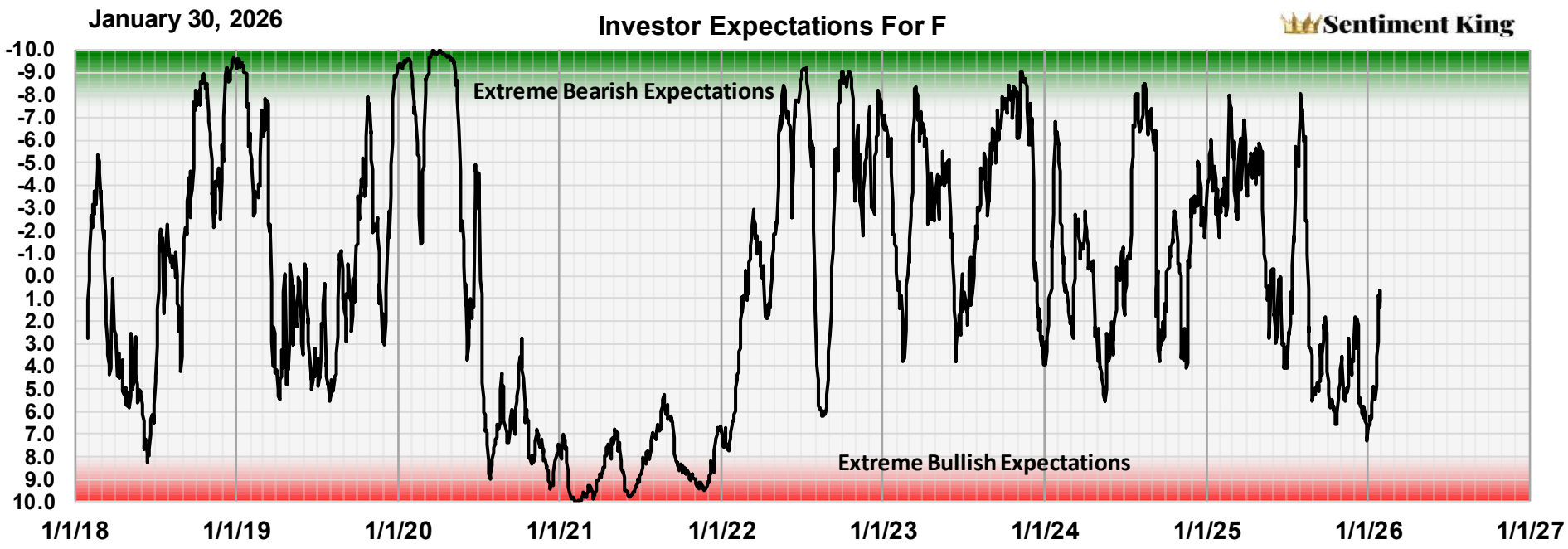
January 30, 2026
Investor Expectations For F
Sentiment King
Extreme Bearish Expectations
Extreme Bullish Expectations
-10.0
-9.0
-8.0
-7.0
-6.0
-5.0
-4.0
-3.0
-2.0
-1.0
0.0
1.0
2.0
3.0
4.0
5.0
6.0
7.0
8.0
9.0
10.0
1/1/18
1/1/19
1/1/20
1/1/21
1/1/22
1/1/23
1/1/24
1/1/25
1/1/26
1/1/27

January 30, 2026
F
Sentiment King
$30
$20
$10
$0
1/1/18
1/1/19
1/1/20
1/1/21
1/1/22
1/1/23
1/1/24
1/1/25
1/1/26
1/1/27

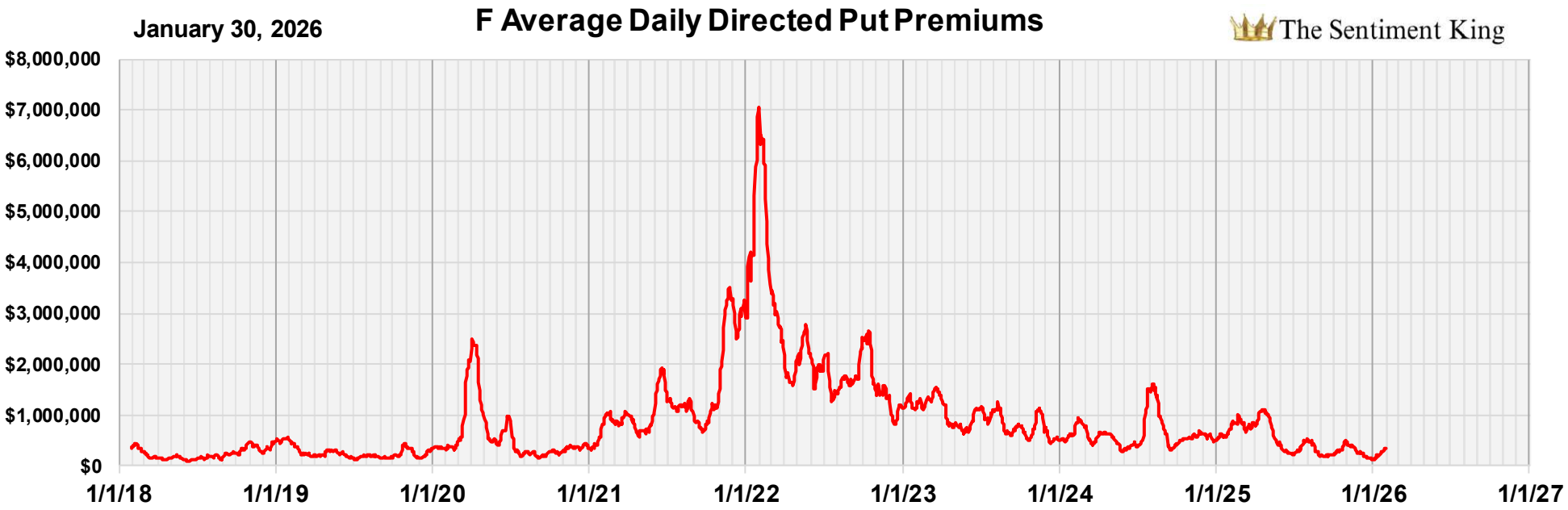
January 30, 2026
F Average Daily Directed Put Premiums
The Sentiment King
$8,000,000
$7,000,000
$6,000,000
$5,000,000
$4,000,000
$3,000,000
$2,000,000
$1,000,000
$0
1/1/18
1/1/19
1/1/20
1/1/21
1/1/22
1/1/23
1/1/24
1/1/25
1/1/26
1/1/27

January 30, 2026

F

Sentiment King

100 Day RSI

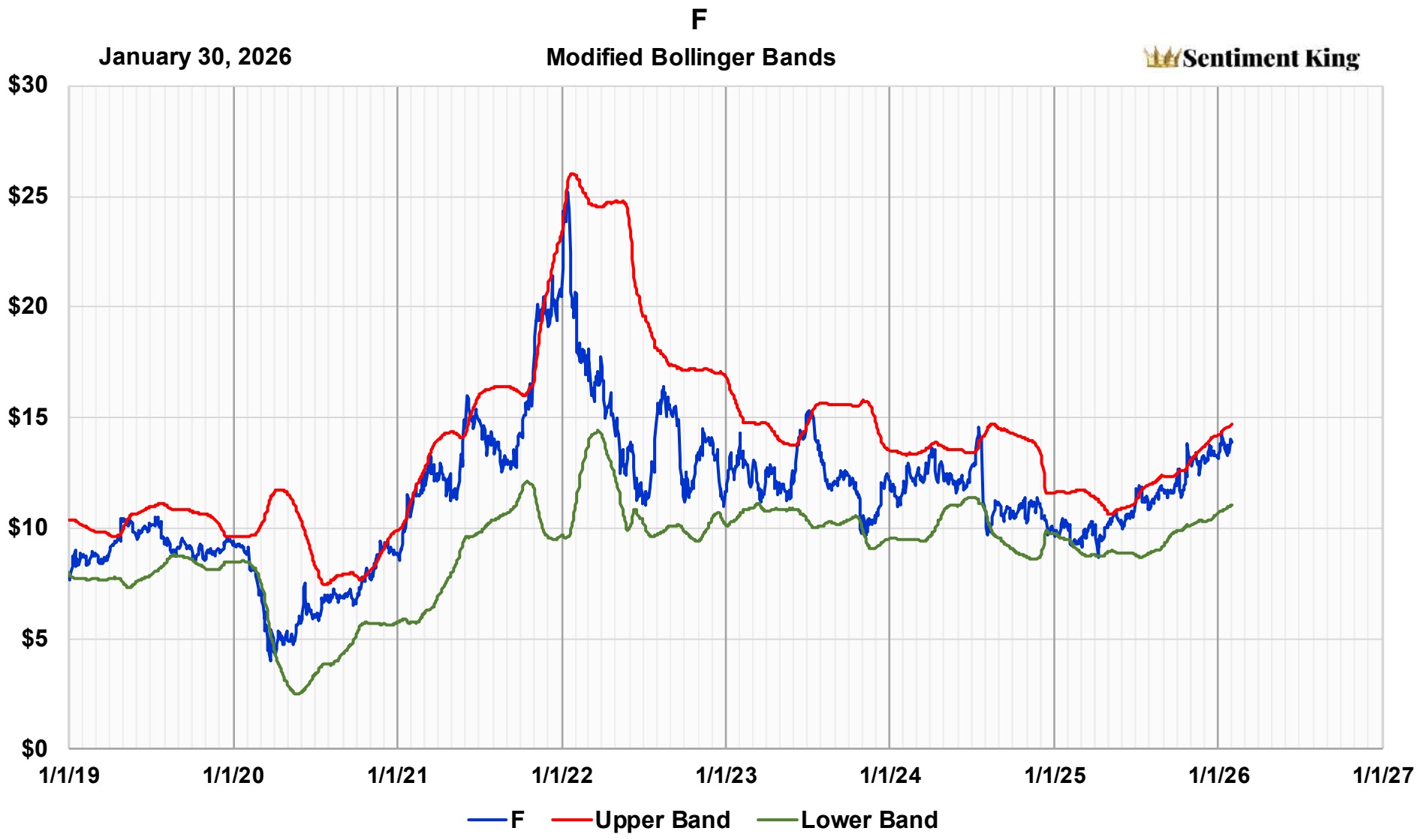
F
January 30, 2026
Modified Bollinger Bands
Sentiment King
$30
$25
$20
$15
$10
$5
$0
1/1/19
1/1/20
1/1/21
1/1/22
1/1/23
1/1/24
1/1/25
1/1/26
1/1/27
F
Upper Band
Lower Band

January 30, 2026
FCX
Sentiment King
$60
$50
$40
$30
$20
$10
$0
1/1/18
1/1/19
1/1/20
1/1/21
1/1/22
1/1/23
1/1/24
1/1/25
1/1/26
1/1/27

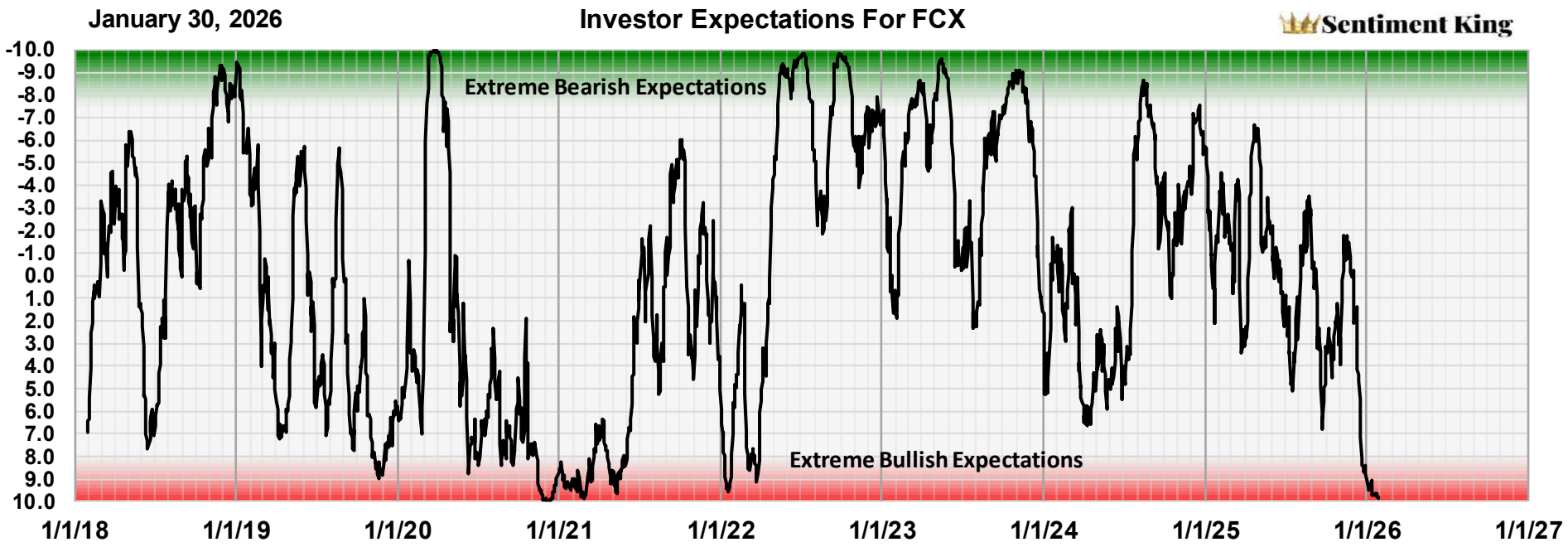
January 30, 2026
Investor Expectations For FCX
Sentiment King
Extreme Bearish Expectations
Extreme Bullish Expectations
-10.0
-9.0
-8.0
-7.0
-6.0
-5.0
-4.0
-3.0
-2.0
-1.0
0.0
1.0
2.0
3.0
4.0
5.0
6.0
7.0
8.0
9.0
10.0
1/1/18
1/1/19
1/1/20
1/1/21
1/1/22
1/1/23
1/1/24
1/1/25
1/1/26
1/1/27

January 30, 2026
FCX
Sentiment King
$60
$50
$40
$30
$20
$10
$0
1/1/18
1/1/19
1/1/20
1/1/21
1/1/22
1/1/23
1/1/24
1/1/25
1/1/26
1/1/27

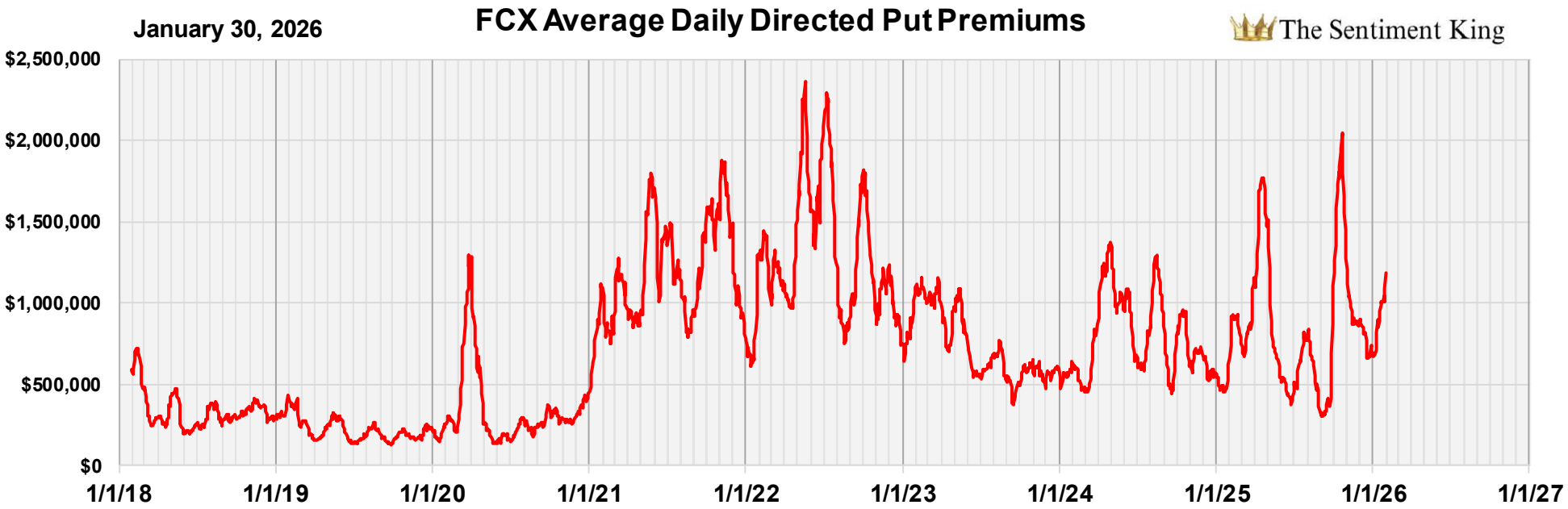
January 30, 2026
FCX Average Daily Directed Put Premiums
The Sentiment King
$2,500,000
$2,000,000
$1,500,000
$1,000,000
$500,000
$0
1/1/18
1/1/19
1/1/20
1/1/21
1/1/22
1/1/23
1/1/24
1/1/25
1/1/26
1/1/27

January 30, 2026

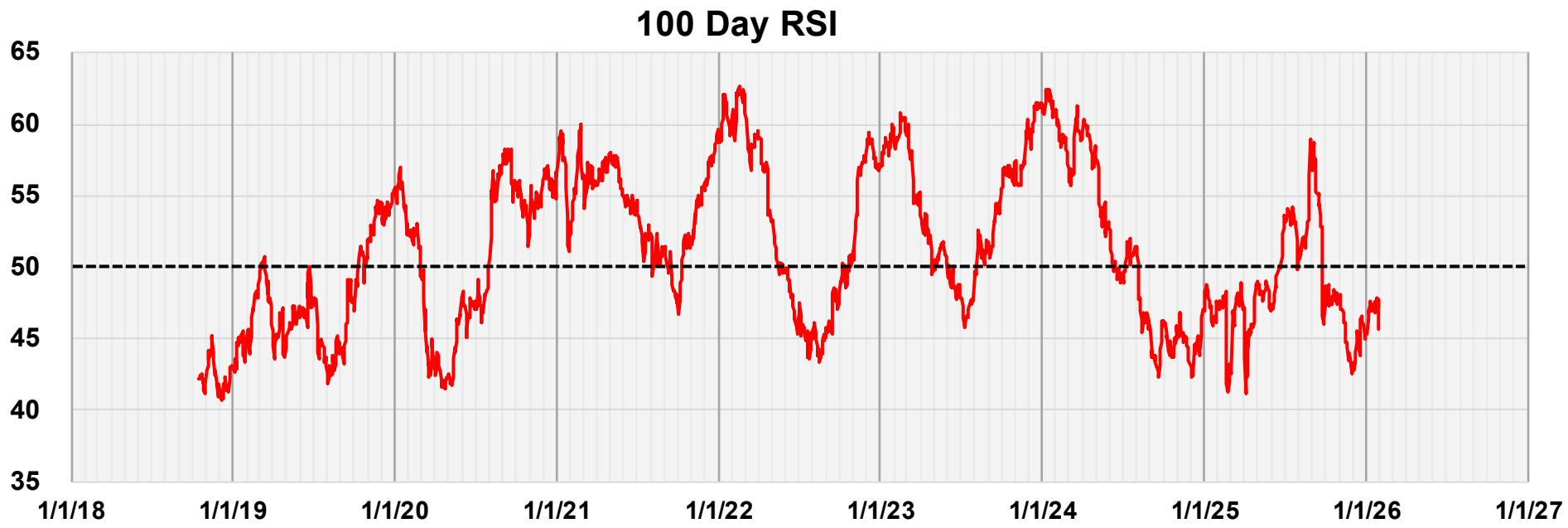

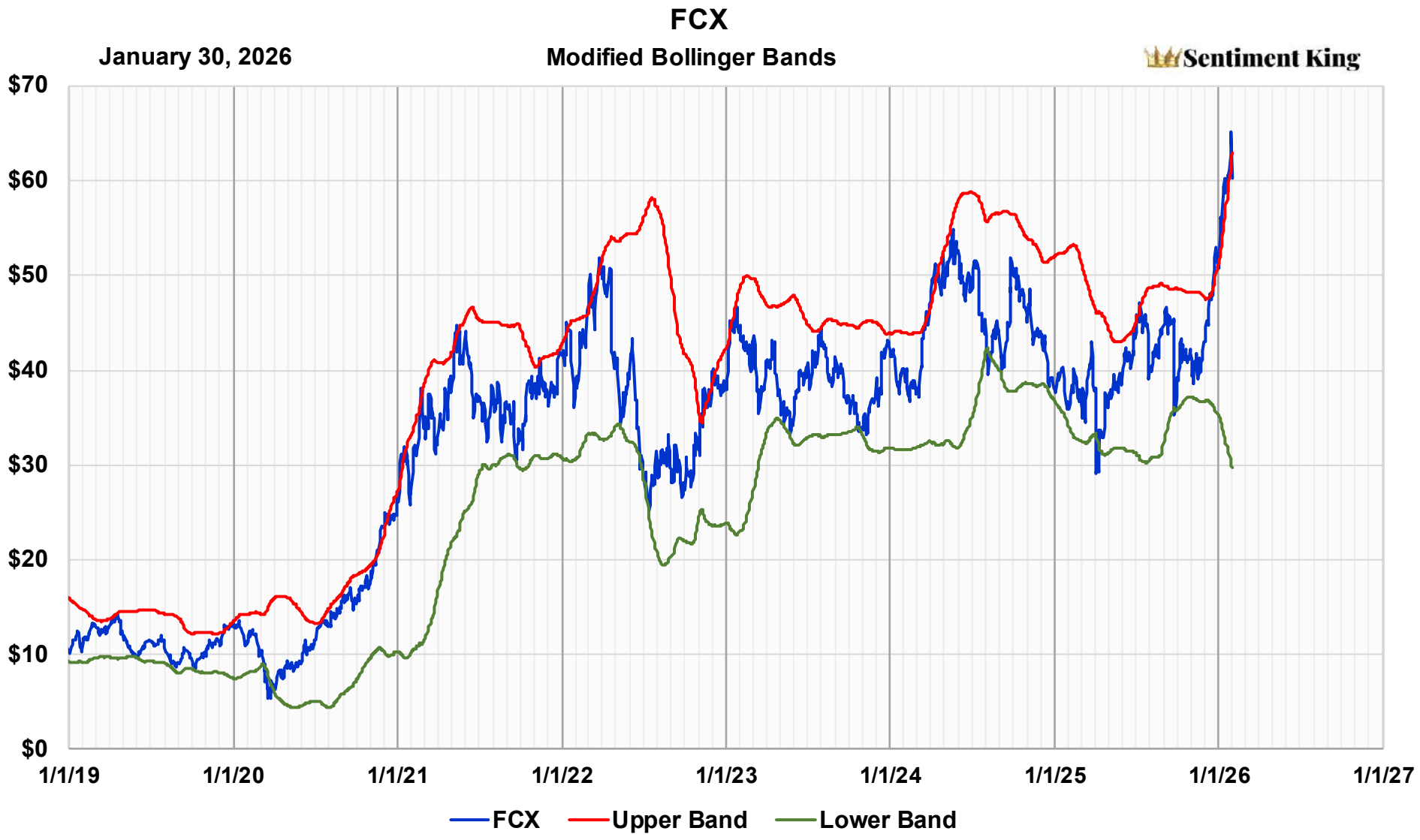
FCX
January 30, 2026
Modified Bollinger Bands
Sentiment King
$70
$60
$50
$40
$30
$20
$10
$0
1/1/19
1/1/20
1/1/21
1/1/22
1/1/23
1/1/24
1/1/25
1/1/26
1/1/27
FCX
Upper Band
Lower Band

January 30, 2026
GE
Sentiment King
$350
$300
$250
$200
$150
$100
$50
$0
1/1/18
1/1/19
1/1/20
1/1/21
1/1/22
1/1/23
1/1/24
1/1/25
1/1/26
1/1/27

January 30, 2026
Investor Expectations For GE
Sentiment King
Extreme Bearish Expectations
Extreme Bullish Expectations
-10.0
-9.0
-8.0
-7.0
-6.0
-5.0
-4.0
-3.0
-2.0
-1.0
0.0
1.0
2.0
3.0
4.0
5.0
6.0
7.0
8.0
9.0
10.0
1/1/18
1/1/19
1/1/20
1/1/21
1/1/22
1/1/23
1/1/24
1/1/25
1/1/26
1/1/27

January 30, 2026
GE
Sentiment King
$350
$300
$250
$200
$150
$100
$50
$0
1/1/18
1/1/19
1/1/20
1/1/21
1/1/22
1/1/23
1/1/24
1/1/25
1/1/26
1/1/27

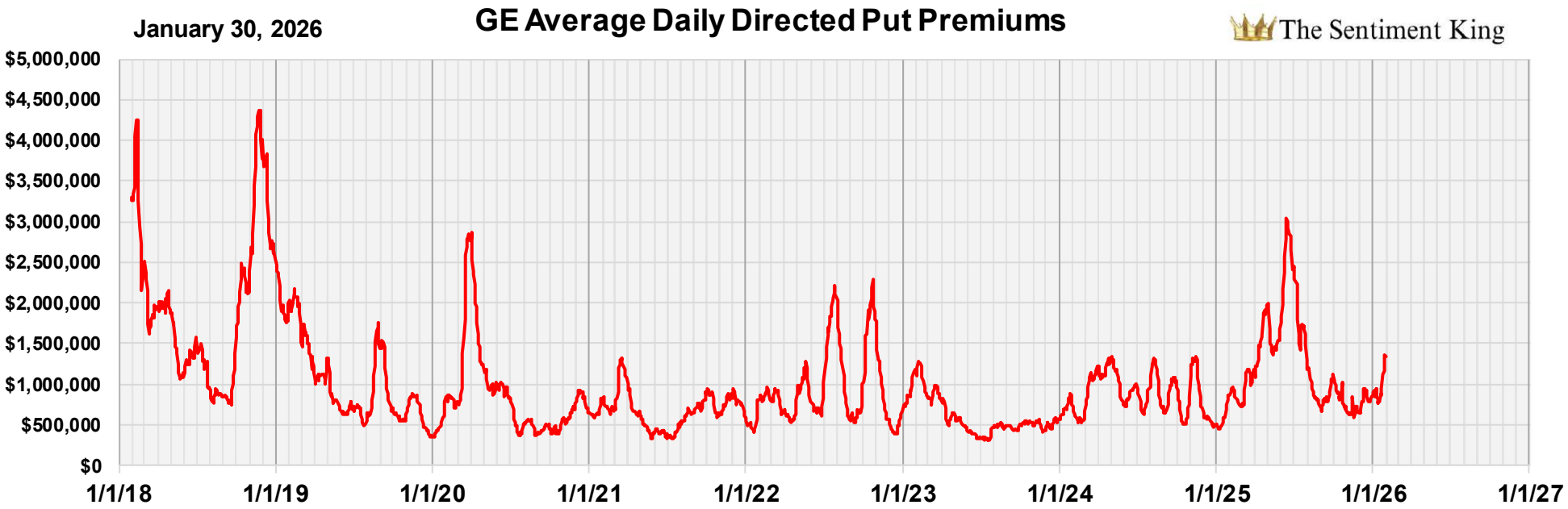
January 30, 2026
GE Average Daily Directed Put Premiums
The Sentiment King
$5,000,000
$4,500,000
$4,000,000
$3,500,000
$3,000,000
$2,500,000
$2,000,000
$1,500,000
$1,000,000
$500,000
$0
1/1/18
1/1/19
1/1/20
1/1/21
1/1/22
1/1/23
1/1/24
1/1/25
1/1/26
1/1/27

January 30, 2026

GE

Sentiment King

100 Day RSI

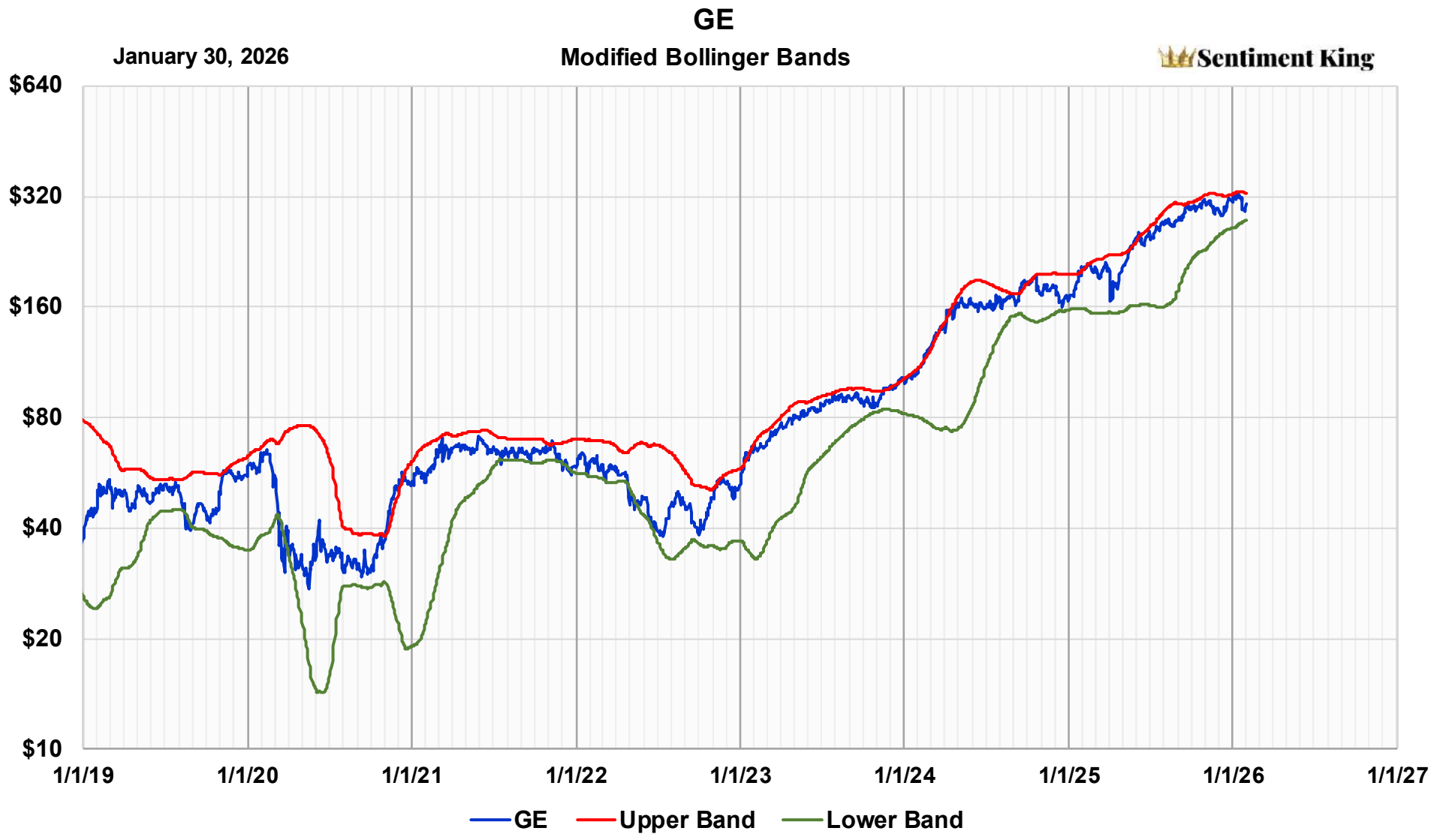
GE
January 30, 2026
Modified Bollinger Bands
Sentiment King
$640
$320
$160
$80
$40
$20
$10
1/1/19
1/1/20
1/1/21
1/1/22
1/1/23
1/1/24
1/1/25
1/1/26
1/1/27
GE
Upper Band
Lower Band

January 30, 2026
GM
Sentiment King
$60
$30
$15
1/1/18
1/1/19
1/1/20
1/1/21
1/1/22
1/1/23
1/1/24
1/1/25
1/1/26
1/1/27

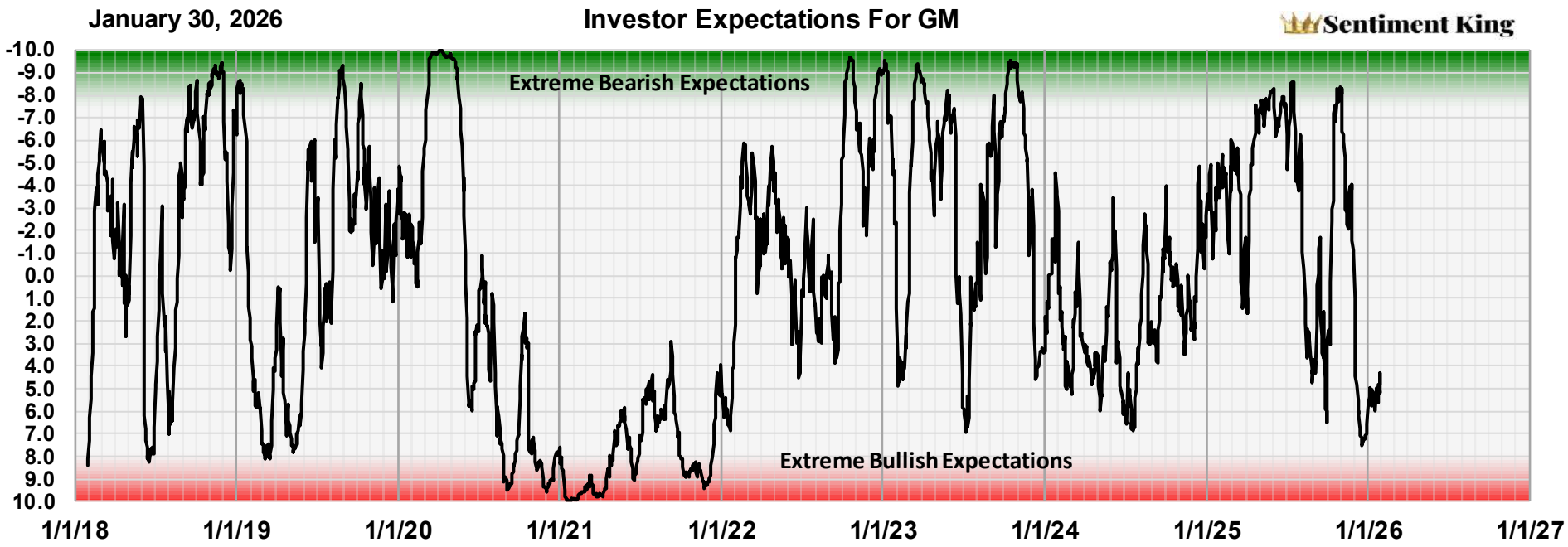
January 30, 2026
Investor Expectations For GM
Sentiment King
Extreme Bearish Expectations
Extreme Bullish Expectations
-10.0
-9.0
-8.0
-7.0
-6.0
-5.0
-4.0
-3.0
-2.0
-1.0
0.0
1.0
2.0
3.0
4.0
5.0
6.0
7.0
8.0
9.0
10.0
1/1/18
1/1/19
1/1/20
1/1/21
1/1/22
1/1/23
1/1/24
1/1/25
1/1/26
1/1/27

January 30, 2026
GM
Sentiment King
$60
$30
$15
1/1/18
1/1/19
1/1/20
1/1/21
1/1/22
1/1/23
1/1/24
1/1/25
1/1/26
1/1/27

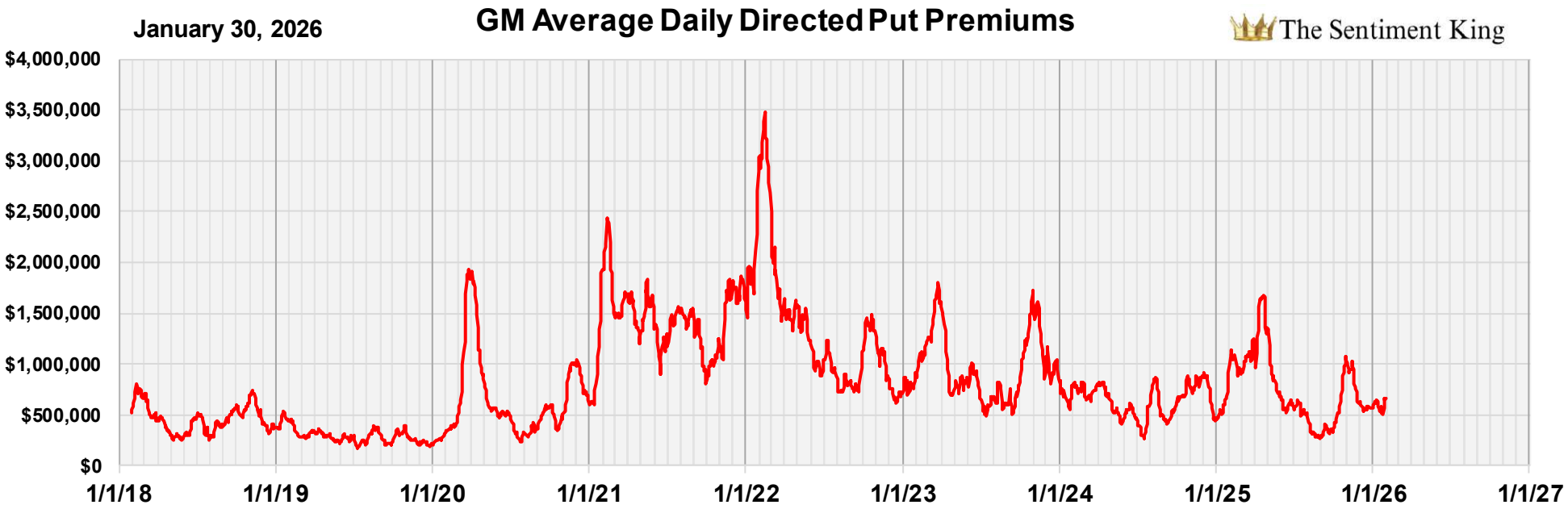
January 30, 2026
GM Average Daily Directed Put Premiums
The Sentiment King
$4,000,000
$3,500,000
$3,000,000
$2,500,000
$2,000,000
$1,500,000
$1,000,000
$500,000
$0
1/1/18
1/1/19
1/1/20
1/1/21
1/1/22
1/1/23
1/1/24
1/1/25
1/1/26
1/1/27

January 30, 2026

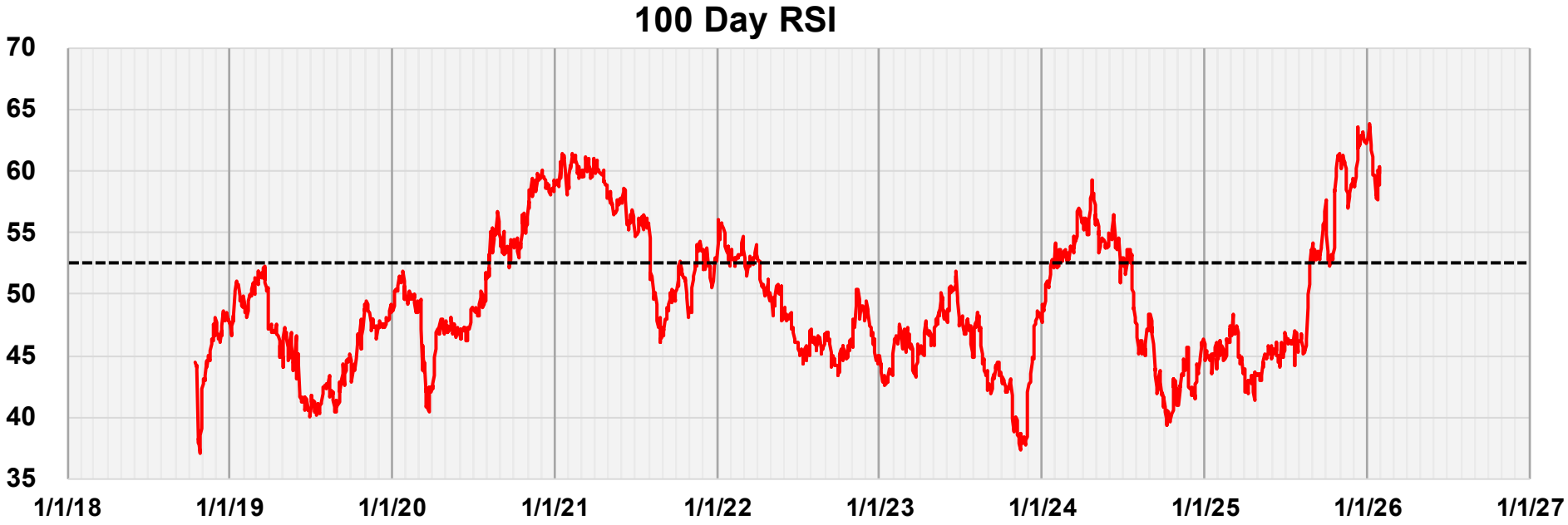

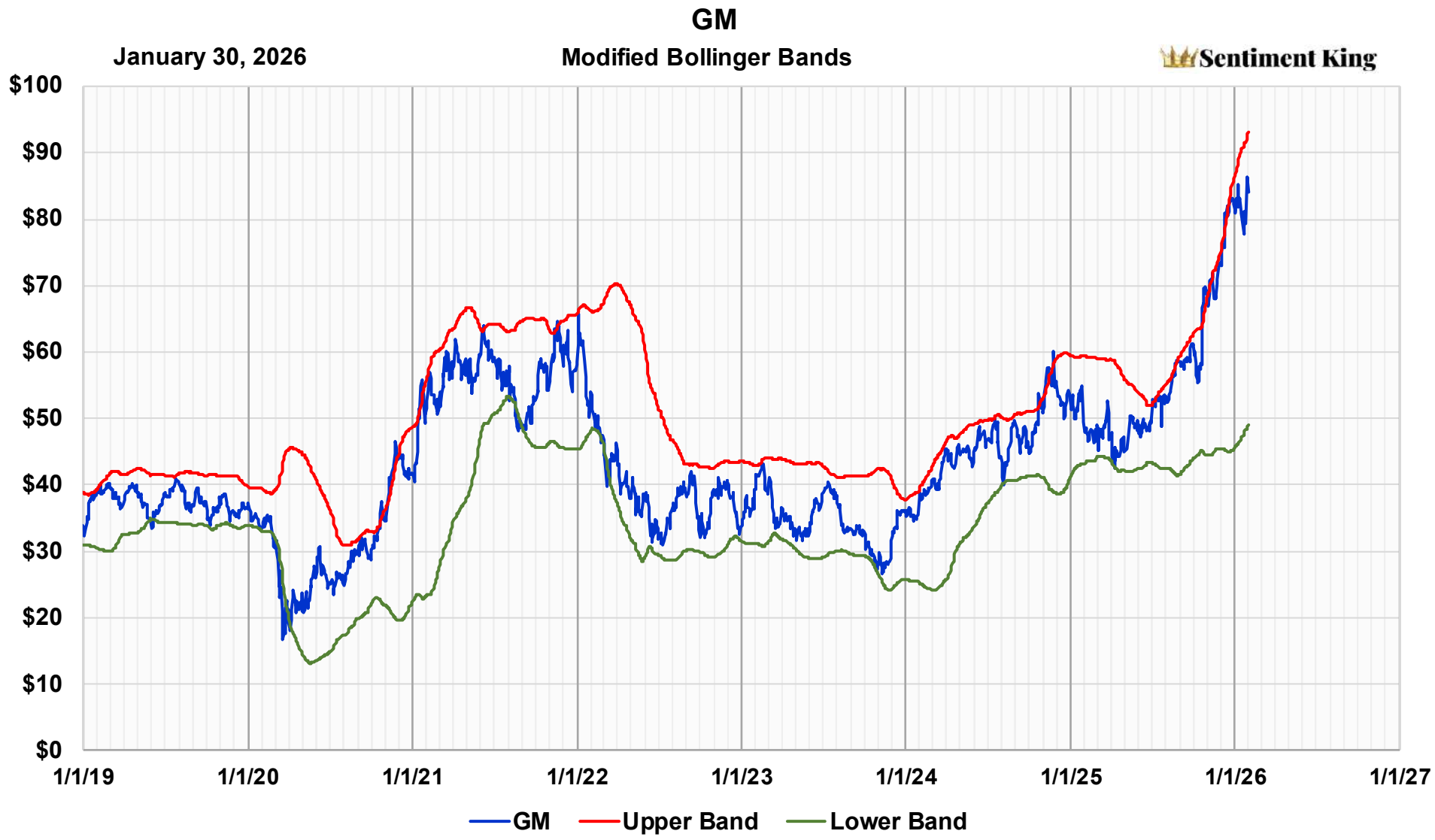
GM
January 30, 2026
Modified Bollinger Bands
Sentiment King
$100
$90
$80
$70
$60
$50
$40
$30
$20
$10
$0
1/1/19
1/1/20
1/1/21
1/1/22
1/1/23
1/1/24
1/1/25
1/1/26
1/1/27
GM
Upper Band
Lower Band

January 30, 2026
GME
Sentiment King
$100
$90
$80
$70
$60
$50
$40
$30
$20
$10
$0
1/1/18
1/1/19
1/1/20
1/1/21
1/1/22
1/1/23
1/1/24
1/1/25
1/1/26
1/1/27

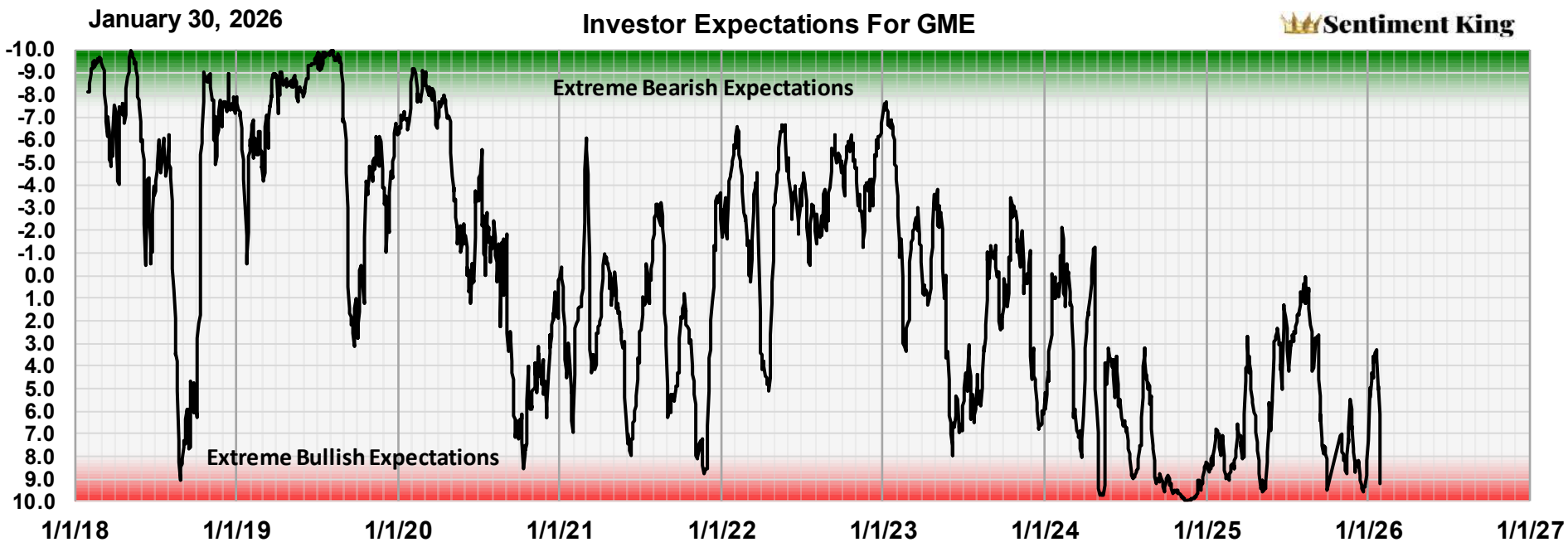
January 30, 2026
Investor Expectations For GME
Sentiment King
Extreme Bearish Expectations
Extreme Bullish Expectations
-10.0
-9.0
-8.0
-7.0
-6.0
-5.0
-4.0
-3.0
-2.0
-1.0
0.0
1.0
2.0
3.0
4.0
5.0
6.0
7.0
8.0
9.0
10.0
1/1/18
1/1/19
1/1/20
1/1/21
1/1/22
1/1/23
1/1/24
1/1/25
1/1/26
1/1/27

January 30, 2026
GME
Sentiment King
$100
$90
$80
$70
$60
$50
$40
$30
$20
$10
$0
1/1/18
1/1/19
1/1/20
1/1/21
1/1/22
1/1/23
1/1/24
1/1/25
1/1/26
1/1/27

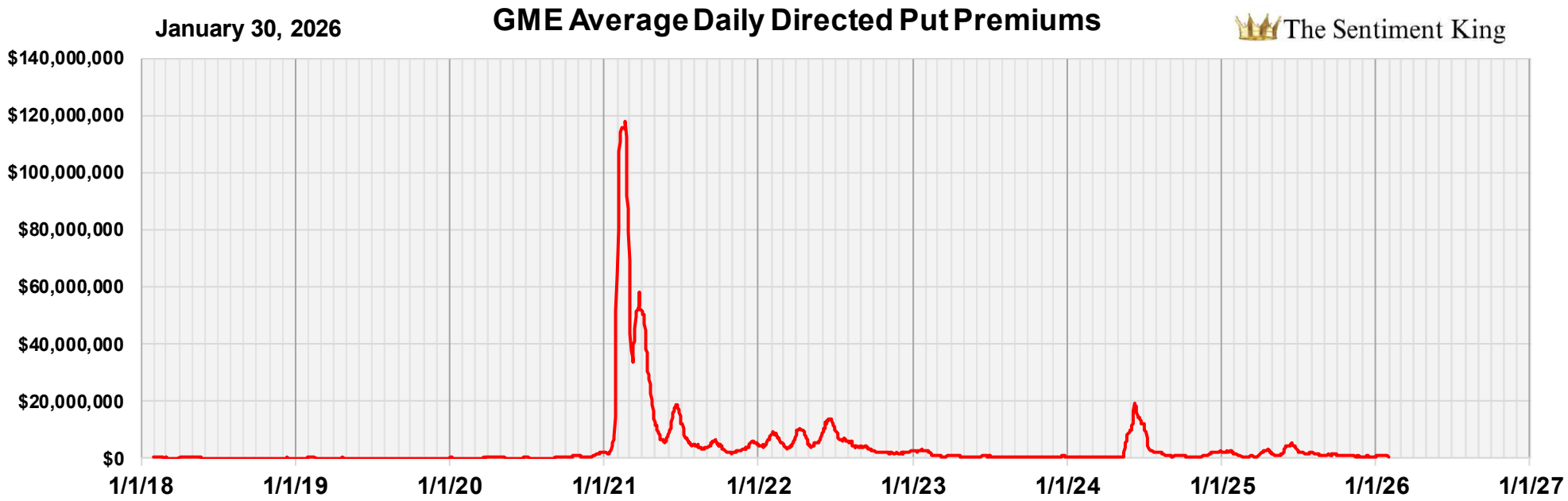
January 30, 2026
GME Average Daily Directed Put Premiums
The Sentiment King
$140,000,000
$120,000,000
$100,000,000
$80,000,000
$60,000,000
$40,000,000
$20,000,000
$0
1/1/18
1/1/19
1/1/20
1/1/21
1/1/22
1/1/23
1/1/24
1/1/25
1/1/26
1/1/27

January 30, 2026

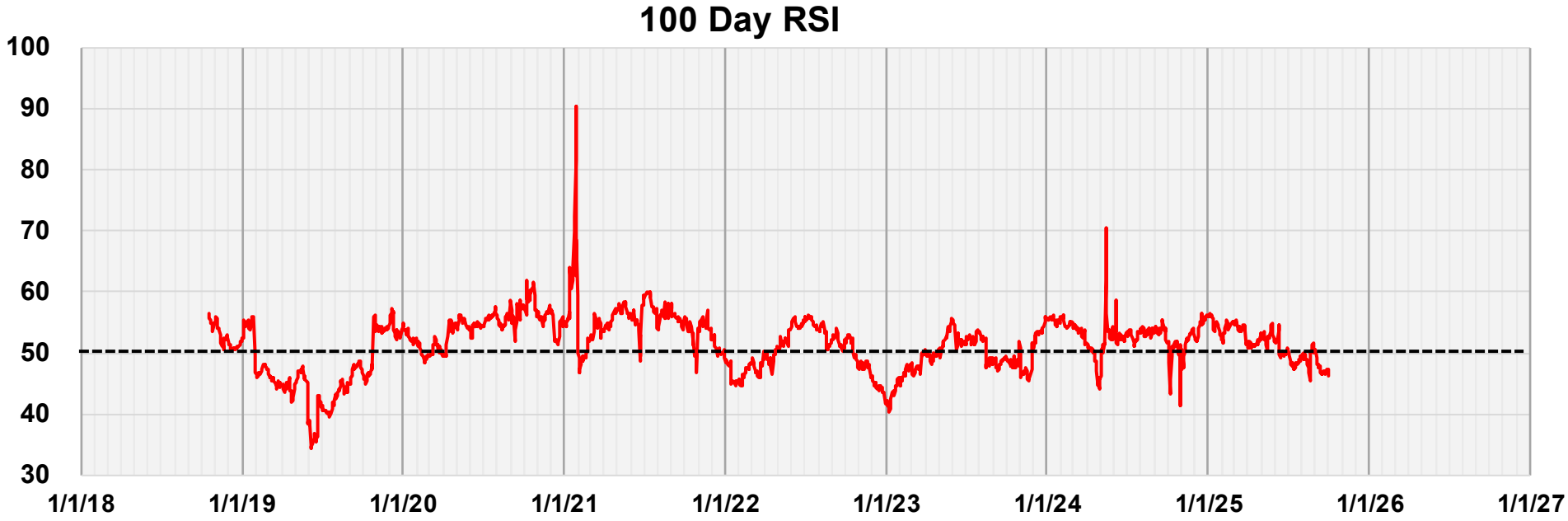

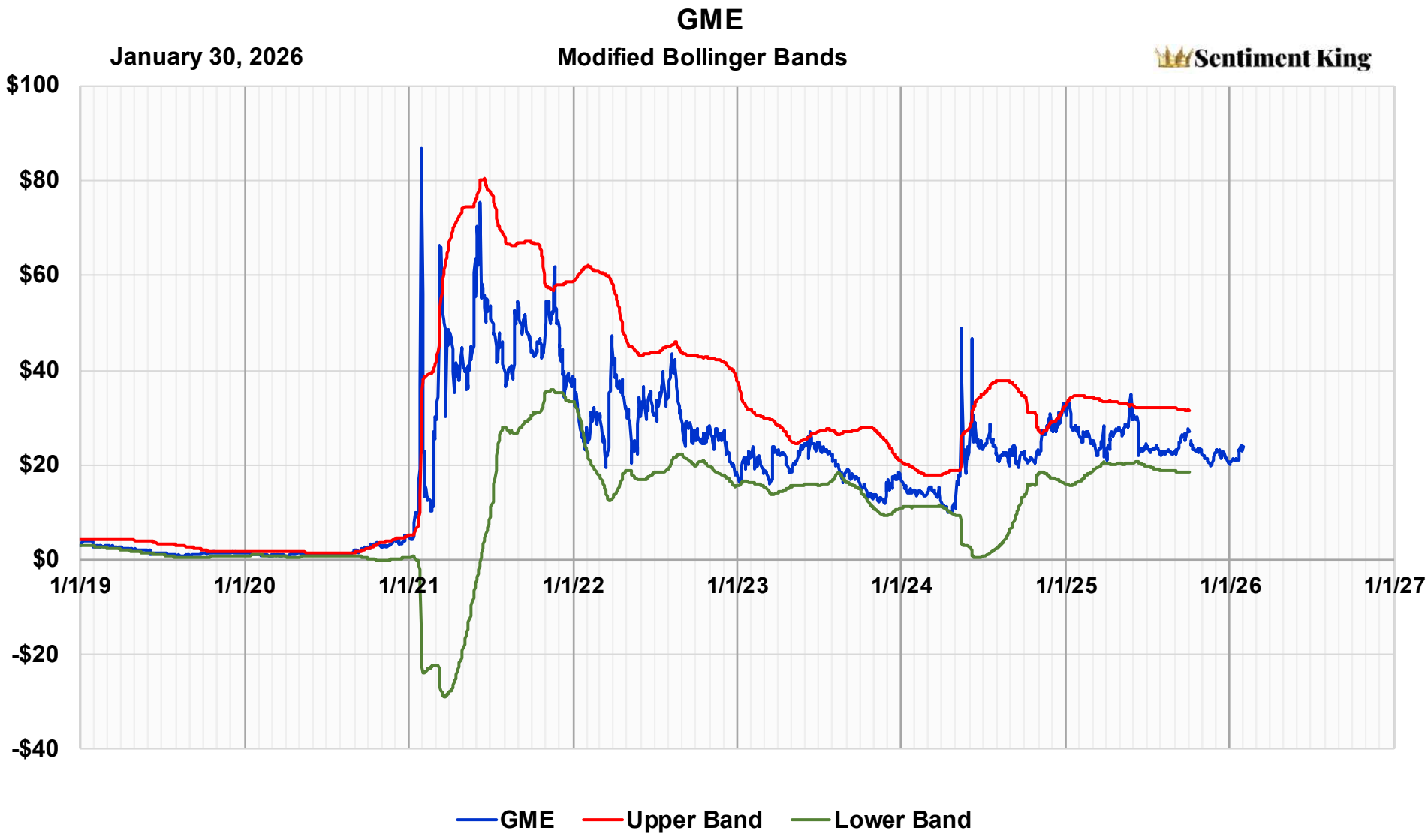
GME
January 30, 2026
Modified Bollinger Bands
Sentiment King
$100
$80
$60
$40
$20
$0
-$20
-$40
1/1/19
1/1/20
1/1/21
1/1/22
1/1/23
1/1/24
1/1/25
1/1/26
1/1/27
GME
Upper Band
Lower Band

January 30, 2026
GOOG
Sentiment King
$375
$350
$325
$300
$275
$250
$225
$200
$175
$150
$125
$100
$75
$50
$25
1/1/18
1/1/19
1/1/20
1/1/21
1/1/22
1/1/23
1/1/24
1/1/25
1/1/26
1/1/27

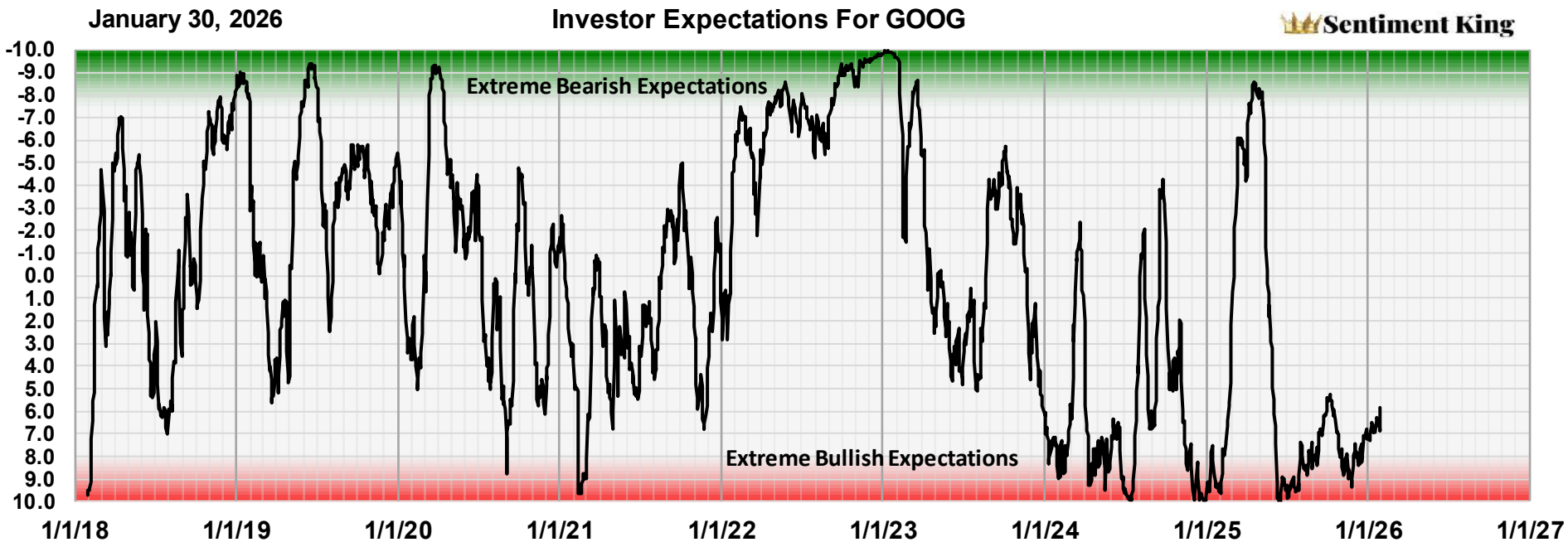
January 30, 2026
Investor Expectations For GOOG
Sentiment King
Extreme Bearish Expectations
Extreme Bullish Expectations
-10.0
-9.0
-8.0
-7.0
-6.0
-5.0
-4.0
-3.0
-2.0
-1.0
0.0
1.0
2.0
3.0
4.0
5.0
6.0
7.0
8.0
9.0
10.0
1/1/18
1/1/19
1/1/20
1/1/21
1/1/22
1/1/23
1/1/24
1/1/25
1/1/26
1/1/27

January 30, 2026
GOOG
Sentiment King
$375
$350
$325
$300
$275
$250
$225
$200
$175
$150
$125
$100
$75
$50
$25
1/1/18
1/1/19
1/1/20
1/1/21
1/1/22
1/1/23
1/1/24
1/1/25
1/1/26
1/1/27

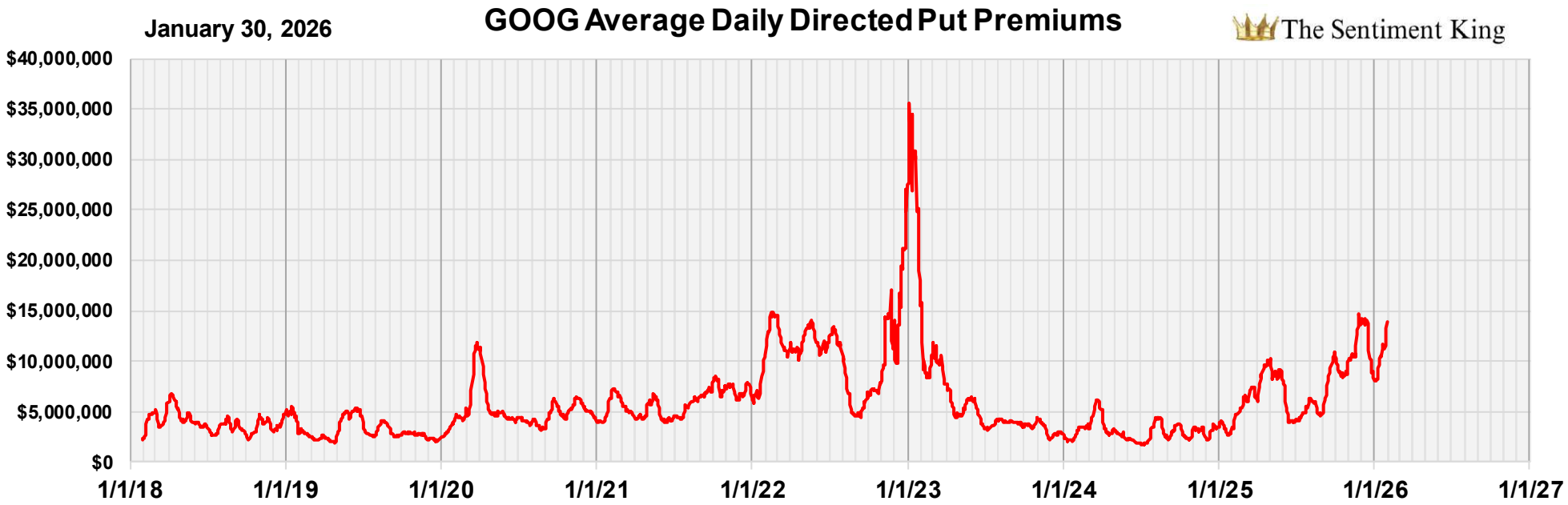
January 30, 2026
GOOG Average Daily Directed Put Premiums
The Sentiment King
$40,000,000
$35,000,000
$30,000,000
$25,000,000
$20,000,000
$15,000,000
$10,000,000
$5,000,000
$0
1/1/18
1/1/19
1/1/20
1/1/21
1/1/22
1/1/23
1/1/24
1/1/25
1/1/26
1/1/27

January 30, 2026

GOOG

Sentiment King

100 Day RSI

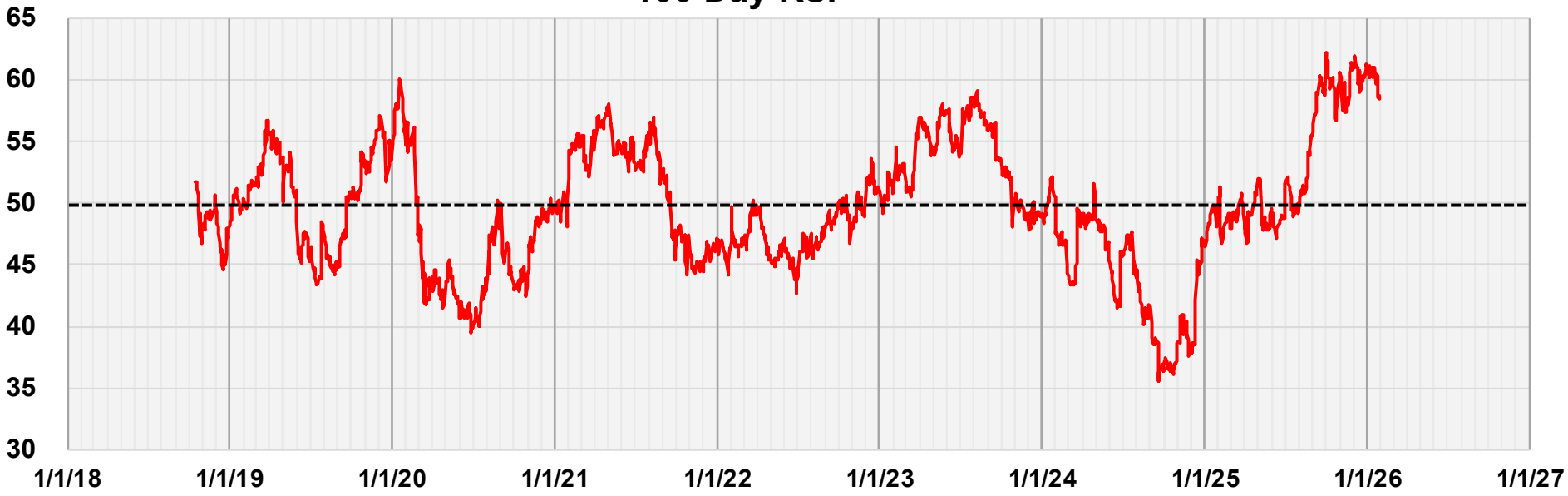

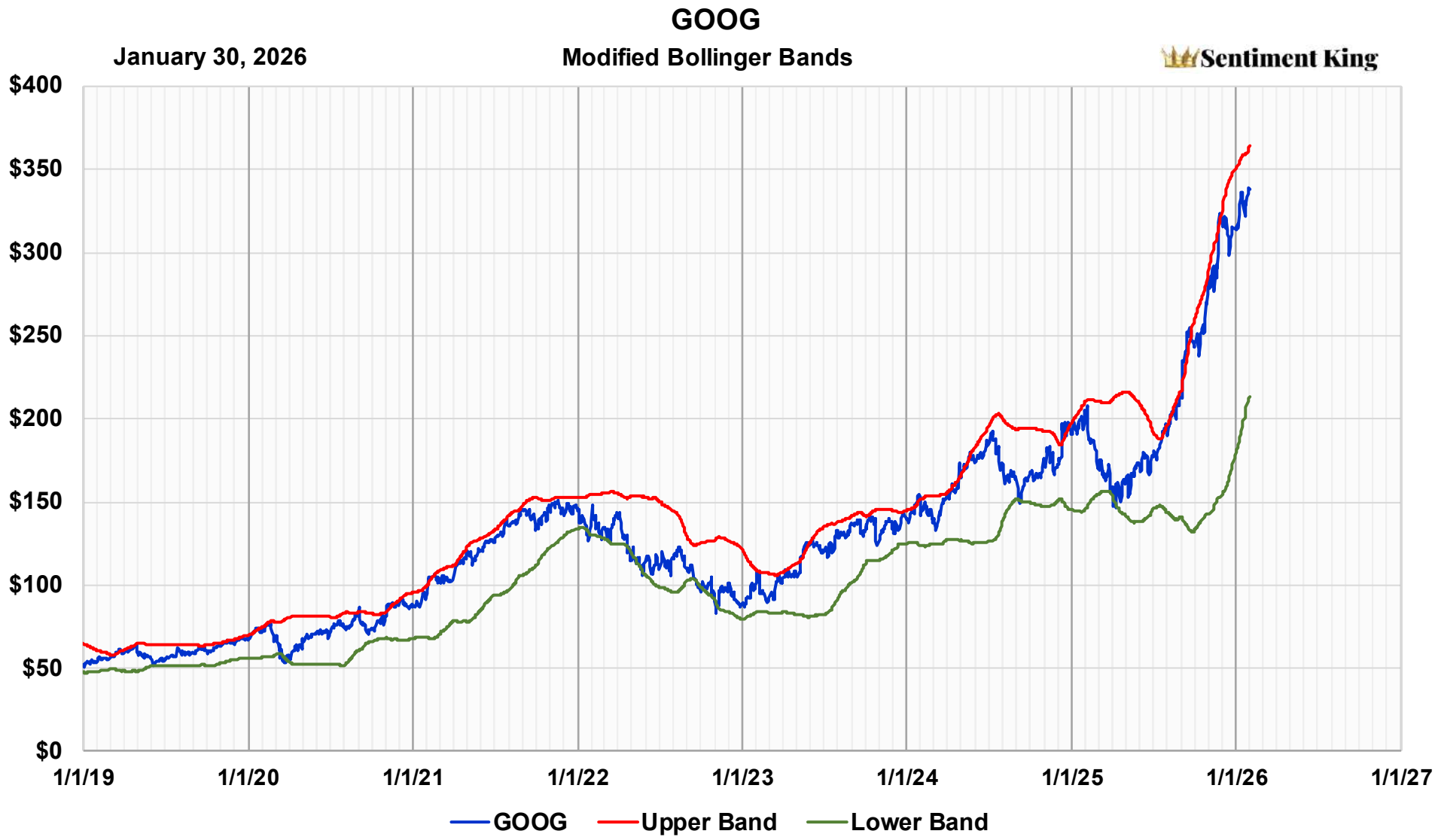
GOOG
January 30, 2026
Modified Bollinger Bands
Sentiment King
$400
$350
$300
$250
$200
$150
$100
$50
$0
1/1/19
1/1/20
1/1/21
1/1/22
1/1/23
1/1/24
1/1/25
1/1/26
1/1/27
GOOG
Upper Band
Lower Band

January 30, 2026
GOOGL
Sentiment King
$320
$160
$80
$40
1/1/18
1/1/19
1/1/20
1/1/21
1/1/22
1/1/23
1/1/24
1/1/25
1/1/26
1/1/27

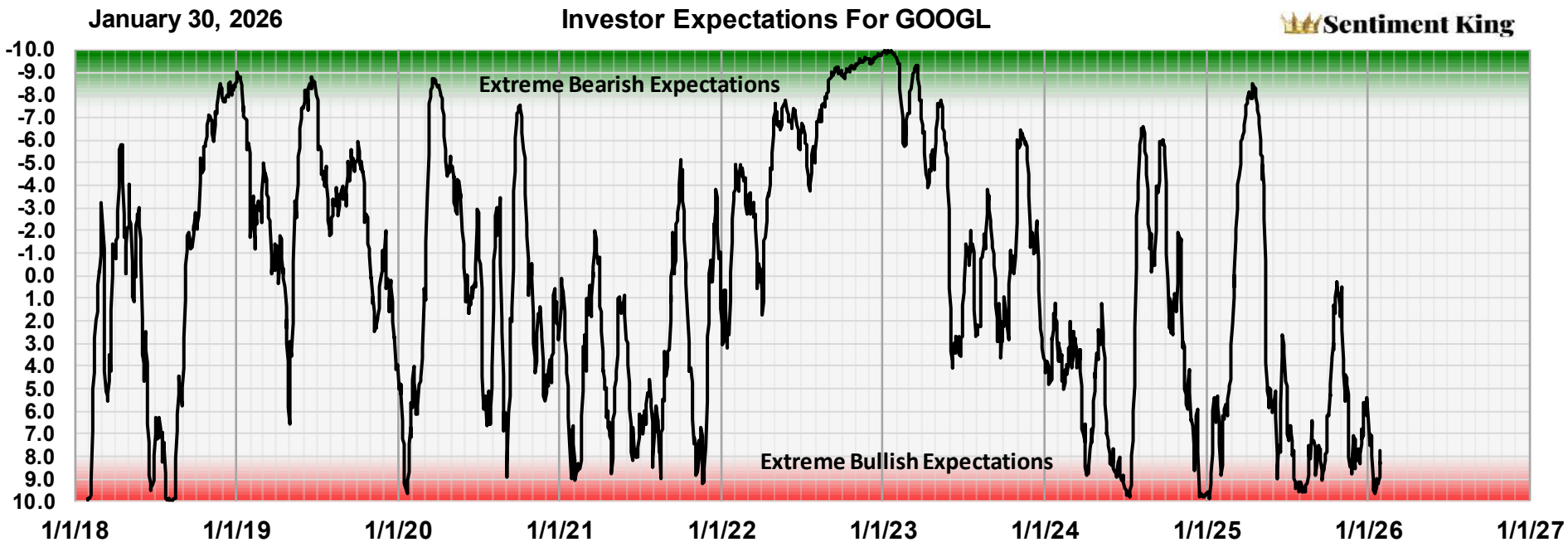
January 30, 2026
Investor Expectations For GOOGL
Sentiment King
Extreme Bearish Expectations
Extreme Bullish Expectations
-10.0
-9.0
-8.0
-7.0
-6.0
-5.0
-4.0
-3.0
-2.0
-1.0
0.0
1.0
2.0
3.0
4.0
5.0
6.0
7.0
8.0
9.0
10.0
1/1/18
1/1/19
1/1/20
1/1/21
1/1/22
1/1/23
1/1/24
1/1/25
1/1/26
1/1/27

January 30, 2026
GOOGL
Sentiment King
$320
$160
$80
$40
1/1/18
1/1/19
1/1/20
1/1/21
1/1/22
1/1/23
1/1/24
1/1/25
1/1/26
1/1/27

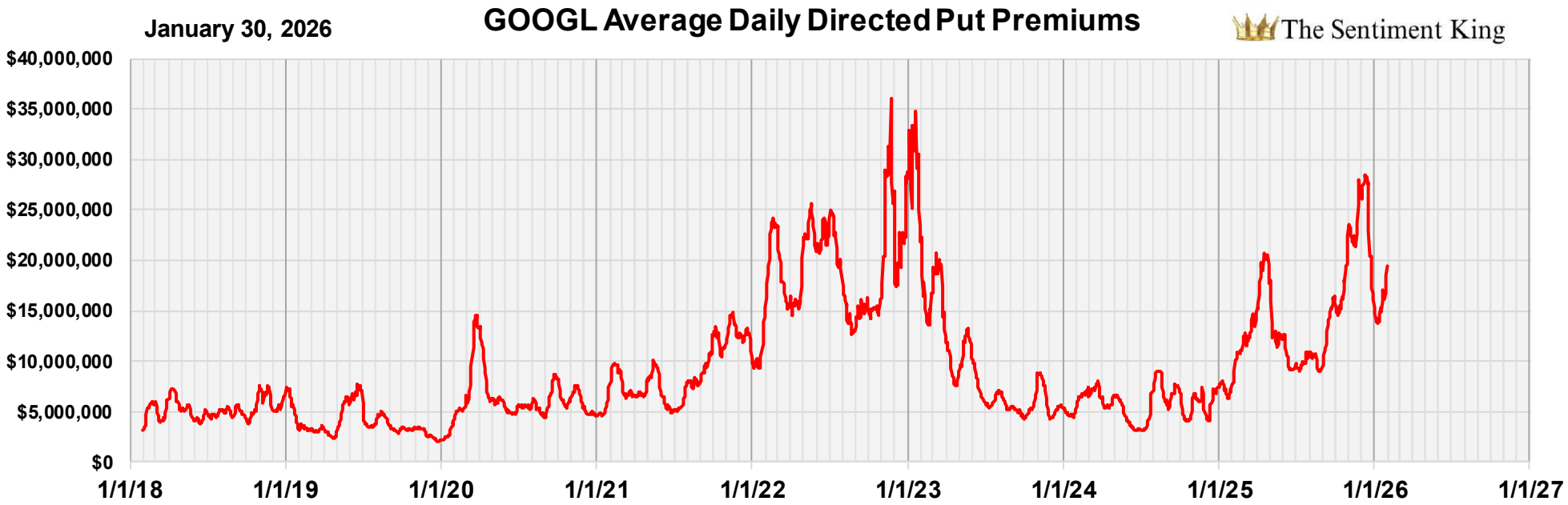
January 30, 2026
GOOGL Average Daily Directed Put Premiums
The Sentiment King
$40,000,000
$35,000,000
$30,000,000
$25,000,000
$20,000,000
$15,000,000
$10,000,000
$5,000,000
$0
1/1/18
1/1/19
1/1/20
1/1/21
1/1/22
1/1/23
1/1/24
1/1/25
1/1/26
1/1/27

January 30, 2026

GOOGL

Sentiment King

100 Day RSI

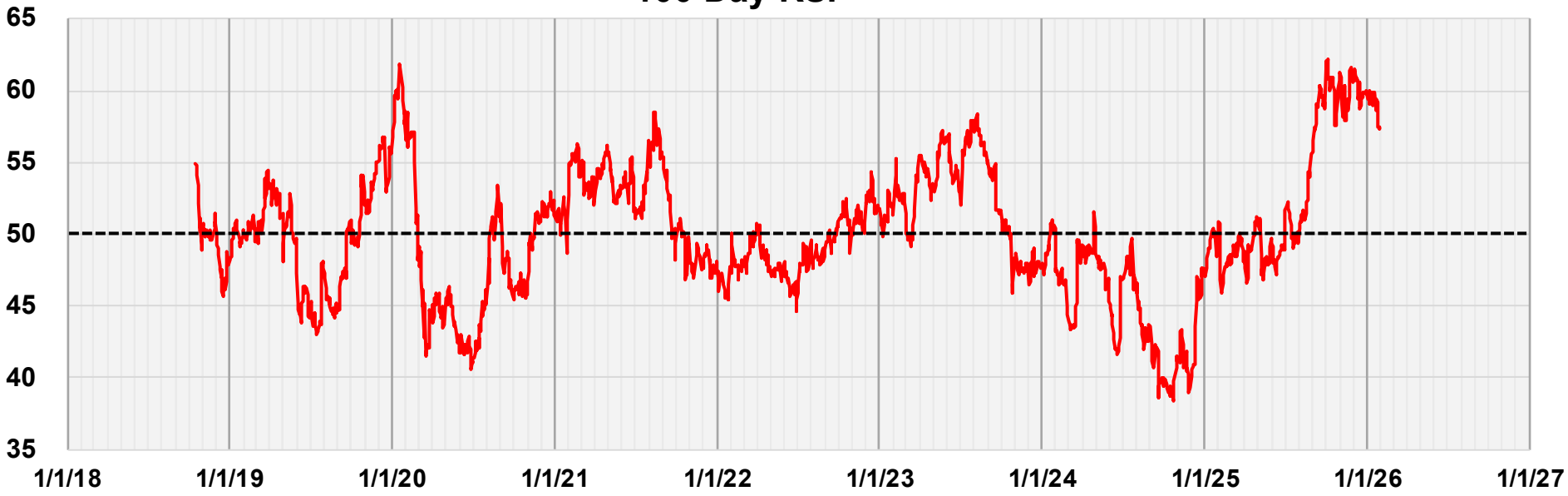

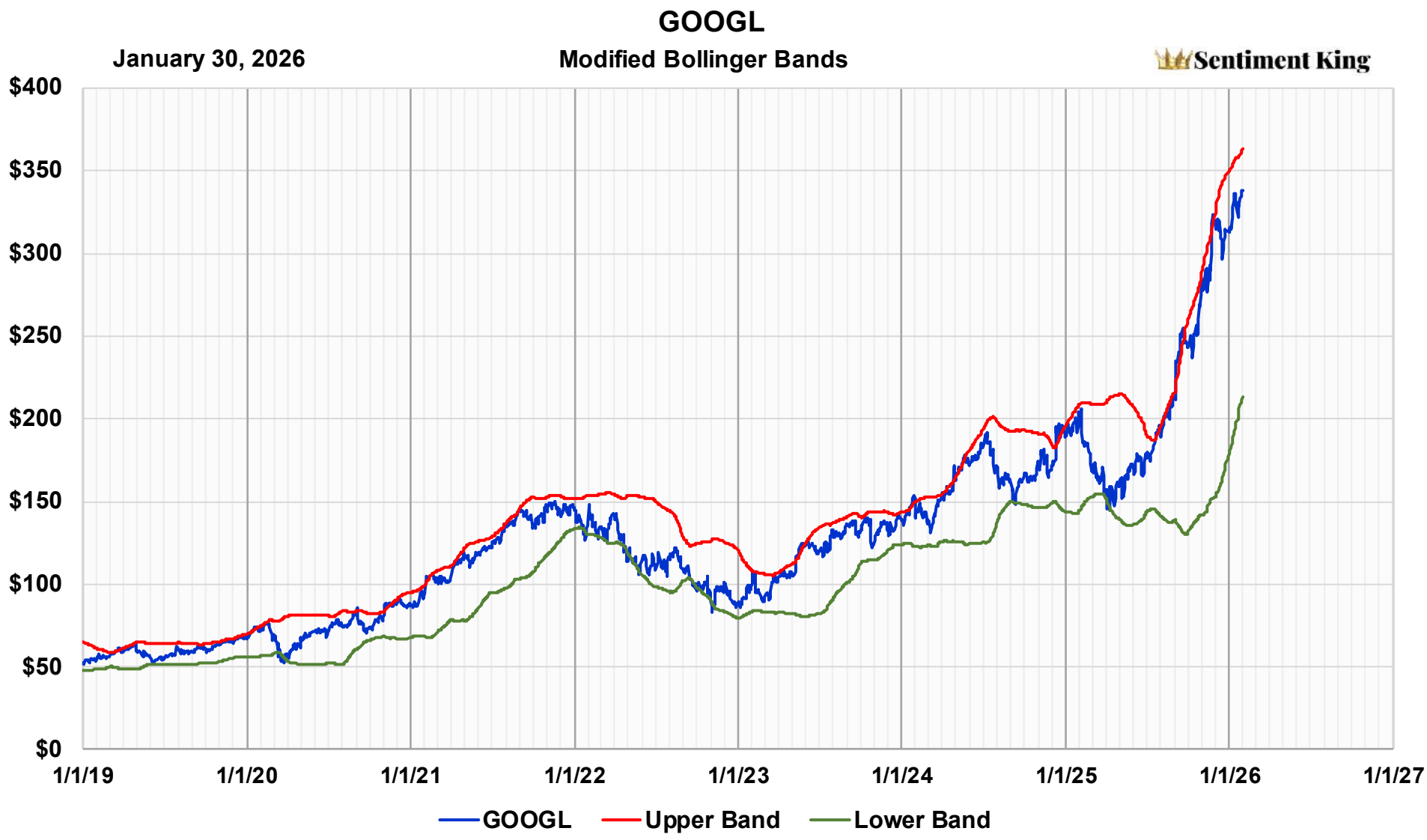
GOOGL
January 30, 2026
Modified Bollinger Bands
Sentiment King
$400
$350
$300
$250
$200
$150
$100
$50
$0
1/1/19
1/1/20
1/1/21
1/1/22
1/1/23
1/1/24
1/1/25
1/1/26
1/1/27
GOOGL
Upper Band
Lower Band

January 30, 2026
GS
Sentiment King
$1,100
$1,000
$900
$800
$700
$600
$500
$400
$300
$200
$100
1/1/18
1/1/19
1/1/20
1/1/21
1/1/22
1/1/23
1/1/24
1/1/25
1/1/26
1/1/27

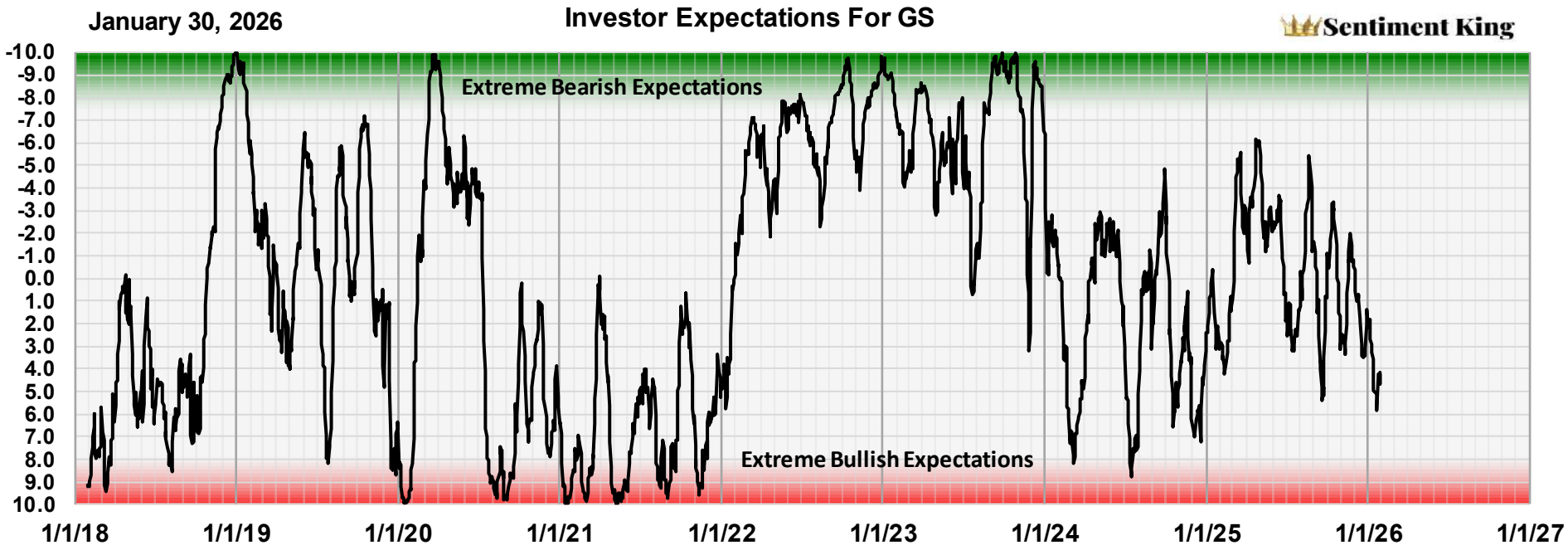
January 30, 2026
Investor Expectations For GS
Sentiment King
Extreme Bearish Expectations
Extreme Bullish Expectations
-10.0
-9.0
-8.0
-7.0
-6.0
-5.0
-4.0
-3.0
-2.0
-1.0
0.0
1.0
2.0
3.0
4.0
5.0
6.0
7.0
8.0
9.0
10.0
1/1/18
1/1/19
1/1/20
1/1/21
1/1/22
1/1/23
1/1/24
1/1/25
1/1/26
1/1/27

January 30, 2026
GS
Sentiment King
$1,100
$1,000
$900
$800
$700
$600
$500
$400
$300
$200
$100
1/1/18
1/1/19
1/1/20
1/1/21
1/1/22
1/1/23
1/1/24
1/1/25
1/1/26
1/1/27

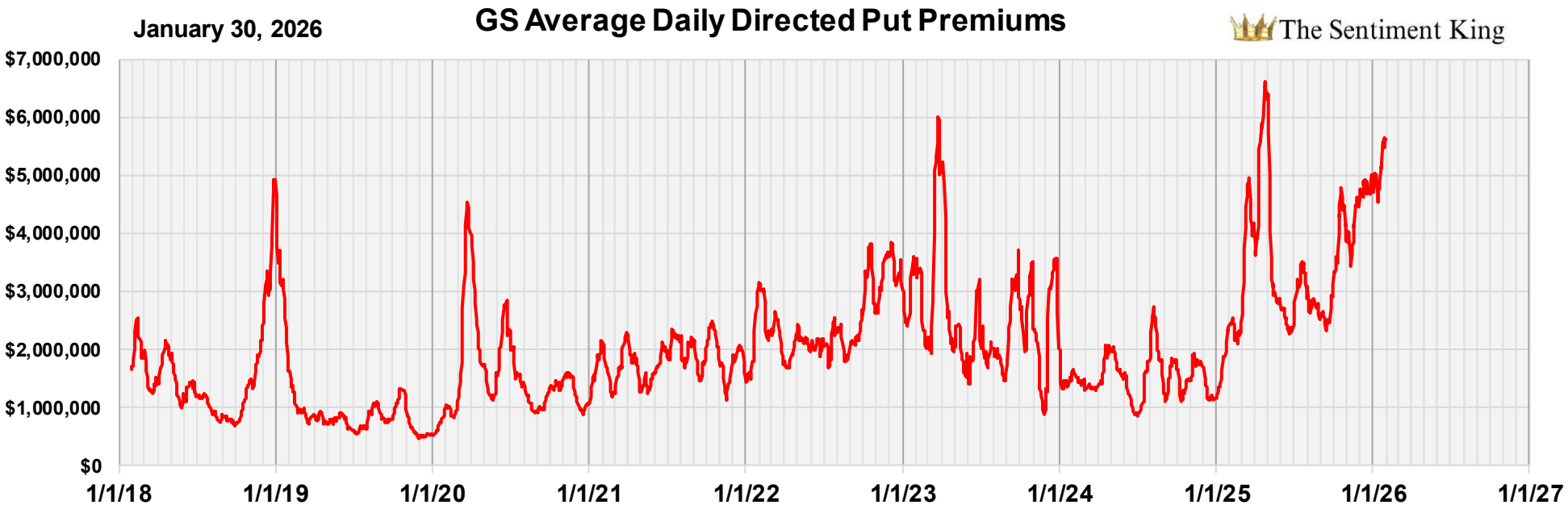
January 30, 2026
GS Average Daily Directed Put Premiums
The Sentiment King
$7,000,000
$6,000,000
$5,000,000
$4,000,000
$3,000,000
$2,000,000
$1,000,000
$0
1/1/18
1/1/19
1/1/20
1/1/21
1/1/22
1/1/23
1/1/24
1/1/25
1/1/26
1/1/27

January 30, 2026
GS
Sentiment King
$1,100
$1,000
$900
$800
$700
$600
$500
$400
$300
$200
$100
1/1/18
1/1/19
1/1/20
1/1/21
1/1/22
1/1/23
1/1/24
1/1/25
1/1/26
1/1/27

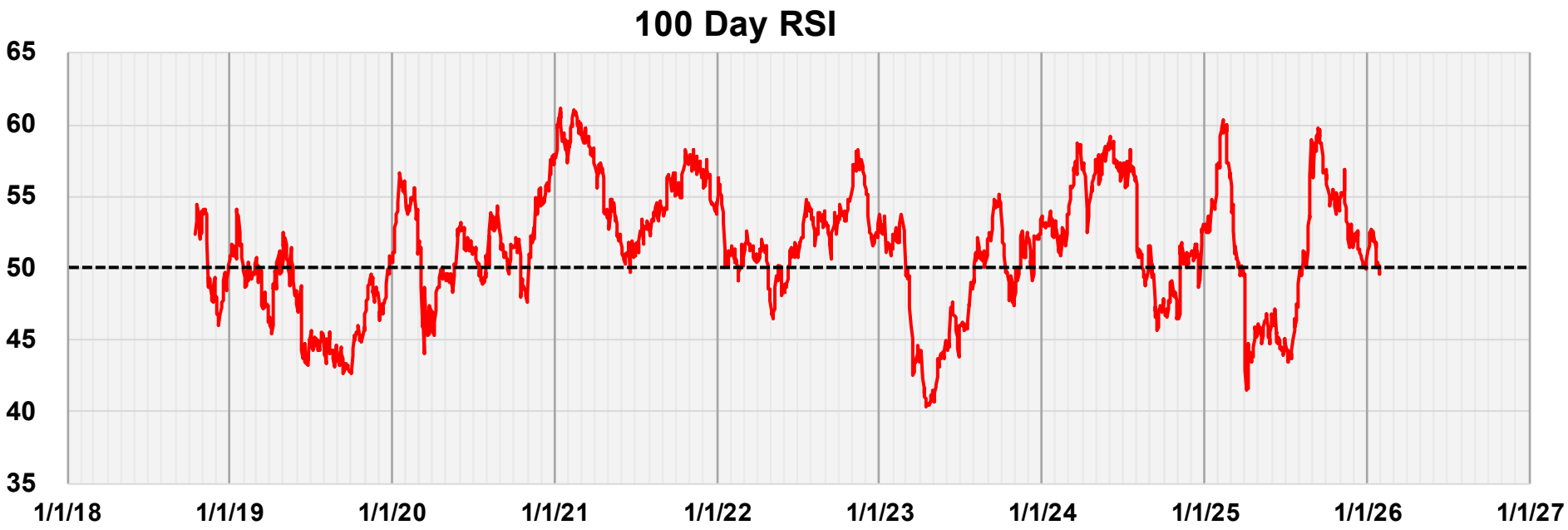
100 Day RSI
65
60
55
50
45
40
35
1/1/18
1/1/19
1/1/20
1/1/21
1/1/22
1/1/23
1/1/24
1/1/25
1/1/26
1/1/27

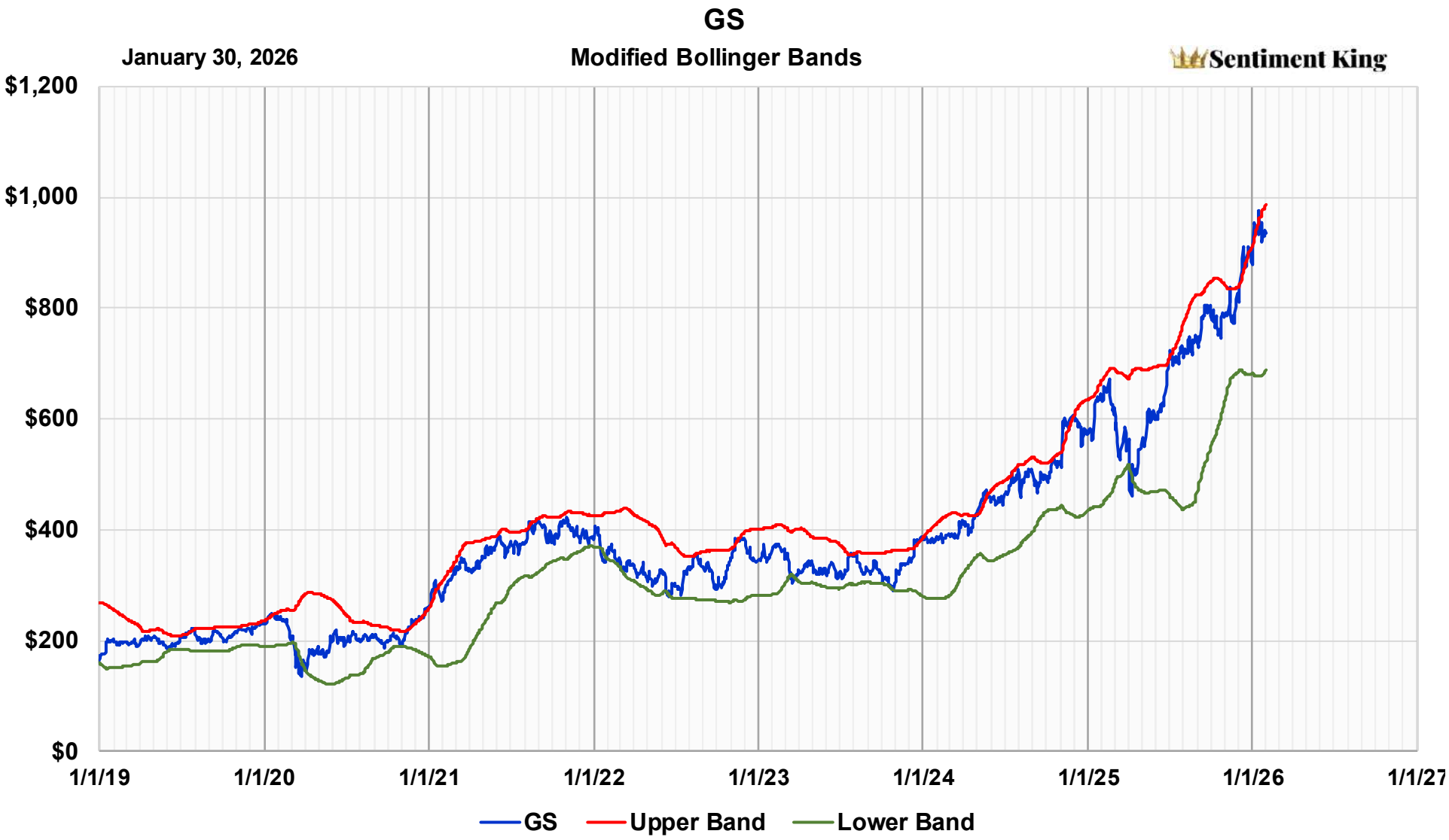
GS
January 30, 2026
Modified Bollinger Bands
Sentiment King
$1,200
$1,000
$800
$600
$400
$200
$0
1/1/19
1/1/20
1/1/21
1/1/22
1/1/23
1/1/24
1/1/25
1/1/26
1/1/27
GS
Upper Band
Lower Band

January 30, 2026
HD
Sentiment King
$450
$400
$350
$300
$250
$200
$150
$100
1/1/18
1/1/19
1/1/20
1/1/21
1/1/22
1/1/23
1/1/24
1/1/25
1/1/26
1/1/27

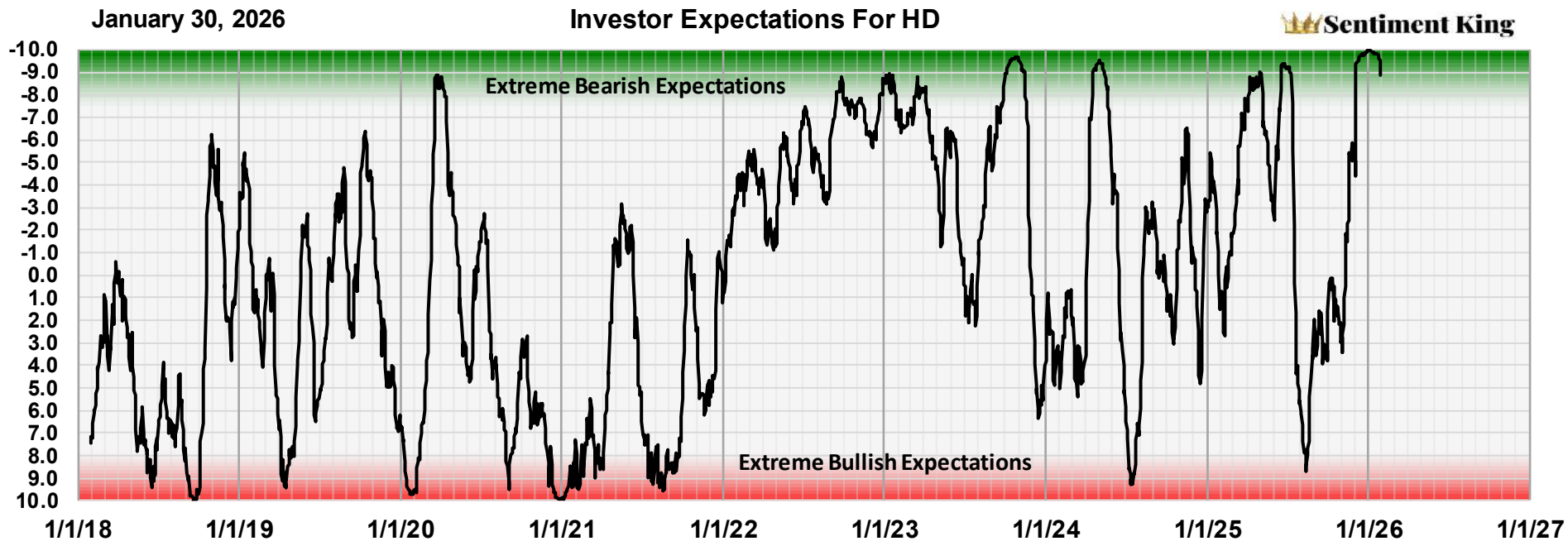
January 30, 2026
Investor Expectations For HD
Sentiment King
Extreme Bearish Expectations
Extreme Bullish Expectations
-10.0
-9.0
-8.0
-7.0
-6.0
-5.0
-4.0
-3.0
-2.0
-1.0
0.0
1.0
2.0
3.0
4.0
5.0
6.0
7.0
8.0
9.0
10.0
1/1/18
1/1/19
1/1/20
1/1/21
1/1/22
1/1/23
1/1/24
1/1/25
1/1/26
1/1/27

January 30, 2026
HD
Sentiment King
$450
$400
$350
$300
$250
$200
$150
$100
1/1/18
1/1/19
1/1/20
1/1/21
1/1/22
1/1/23
1/1/24
1/1/25
1/1/26
1/1/27

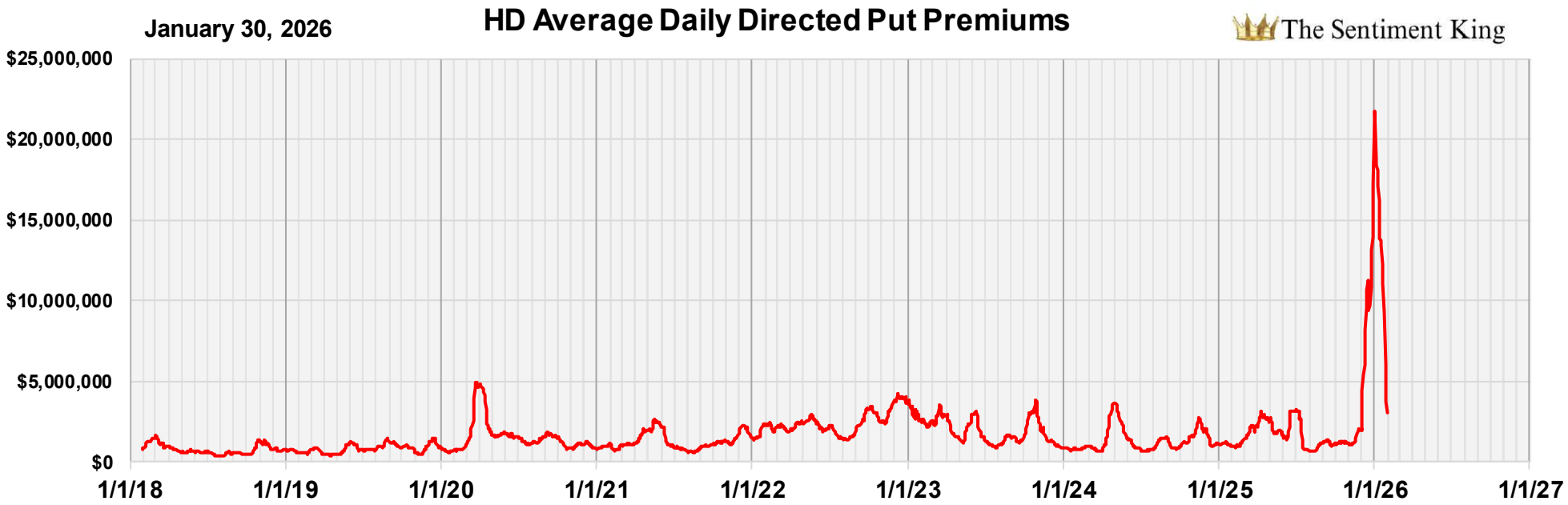
January 30, 2026
HD Average Daily Directed Put Premiums
The Sentiment King
$25,000,000
$20,000,000
$15,000,000
$10,000,000
$5,000,000
$0
1/1/18
1/1/19
1/1/20
1/1/21
1/1/22
1/1/23
1/1/24
1/1/25
1/1/26
1/1/27

January 30, 2026
HD
Sentiment King
$450
$400
$350
$300
$250
$200
$150
$100
1/1/18
1/1/19
1/1/20
1/1/21
1/1/22
1/1/23
1/1/24
1/1/25
1/1/26
1/1/27

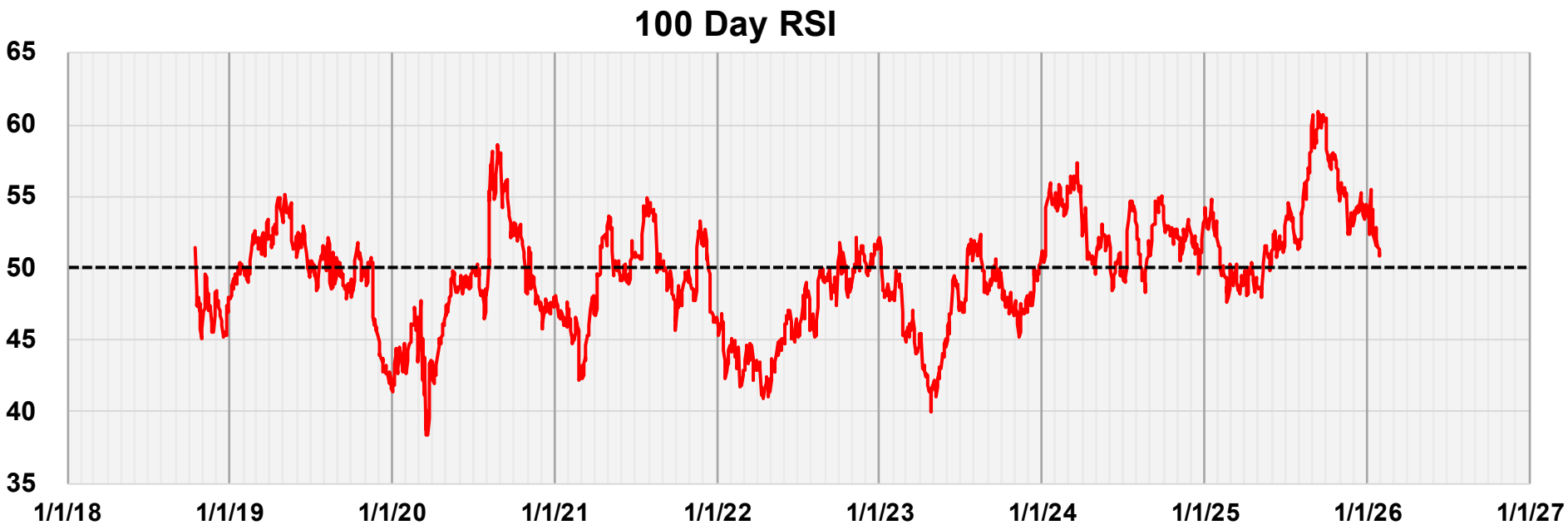
100 Day RSI
65
60
55
50
45
40
35
1/1/18
1/1/19
1/1/20
1/1/21
1/1/22
1/1/23
1/1/24
1/1/25
1/1/26
1/1/27

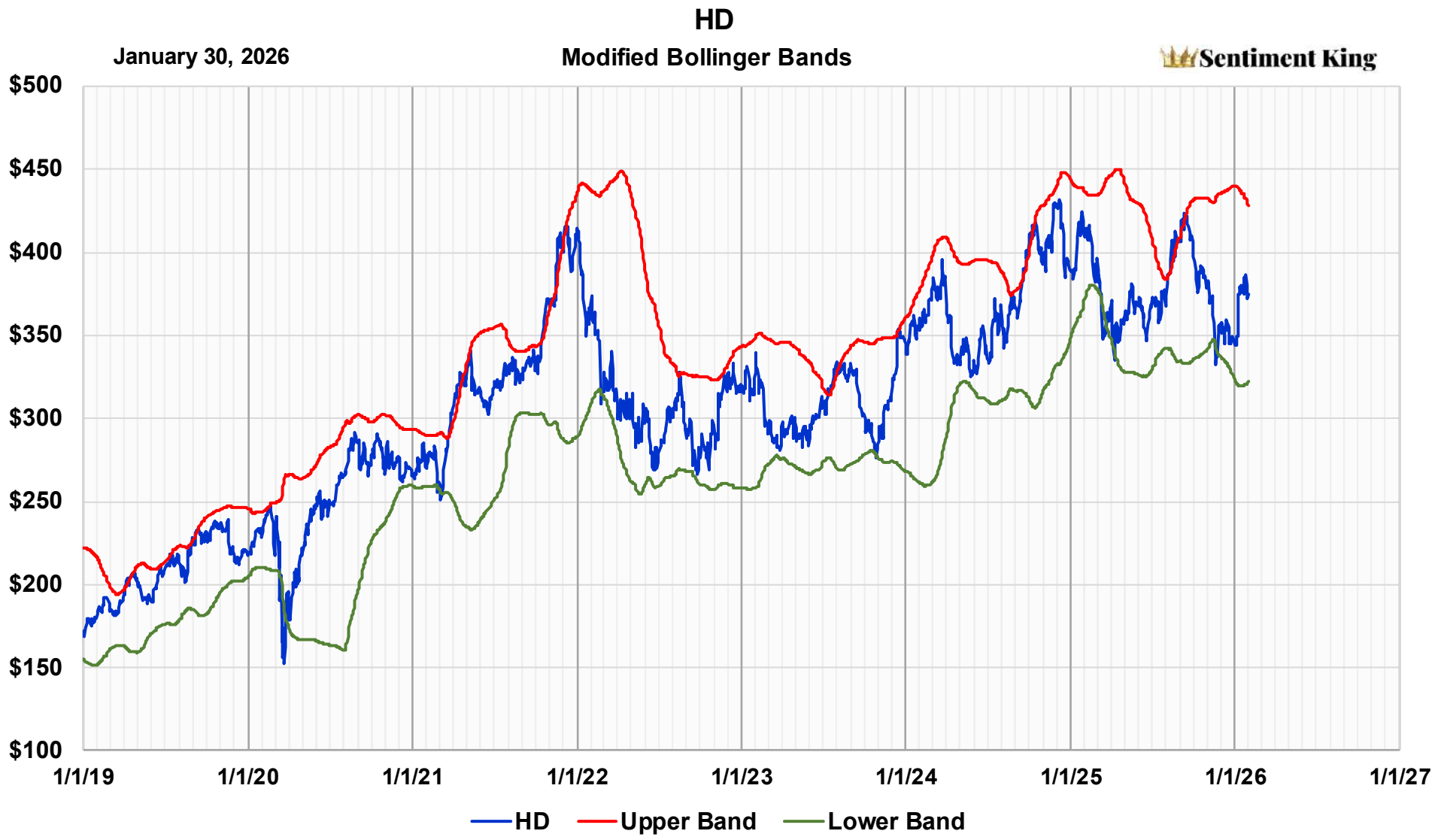
HD
January 30, 2026
Modified Bollinger Bands
Sentiment King
$500
$450
$400
$350
$300
$250
$200
$150
$100
1/1/19
1/1/20
1/1/21
1/1/22
1/1/23
1/1/24
1/1/25
1/1/26
1/1/27
HD
Upper Band
Lower Band

January 30, 2026
HUM
Sentiment King
$600
$550
$500
$450
$400
$350
$300
$250
$200
$150
$100
1/1/18
1/1/19
1/1/20
1/1/21
1/1/22
1/1/23
1/1/24
1/1/25
1/1/26
1/1/27

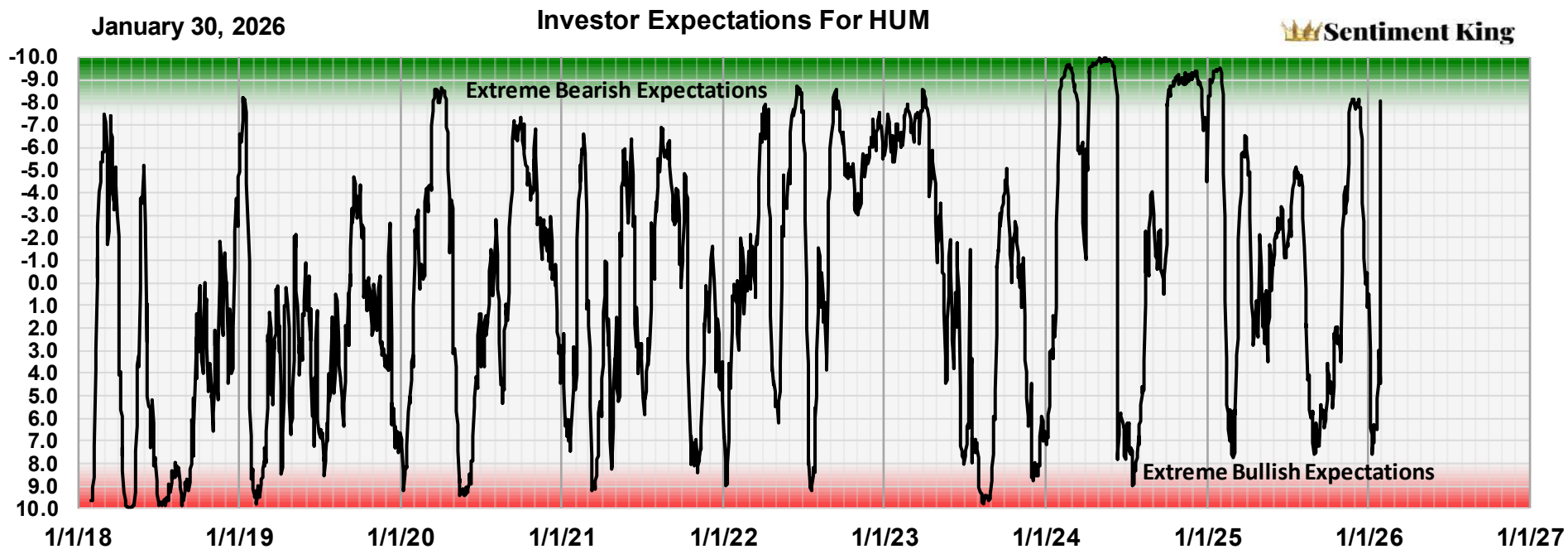
January 30, 2026
Investor Expectations For HUM
Sentiment King
Extreme Bearish Expectations
Extreme Bullish Expectations
-10.0
-9.0
-8.0
-7.0
-6.0
-5.0
-4.0
-3.0
-2.0
-1.0
0.0
1.0
2.0
3.0
4.0
5.0
6.0
7.0
8.0
9.0
10.0
1/1/18
1/1/19
1/1/20
1/1/21
1/1/22
1/1/23
1/1/24
1/1/25
1/1/26
1/1/27

January 30, 2026
HUM
Sentiment King
$600
$550
$500
$450
$400
$350
$300
$250
$200
$150
$100
1/1/18
1/1/19
1/1/20
1/1/21
1/1/22
1/1/23
1/1/24
1/1/25
1/1/26
1/1/27

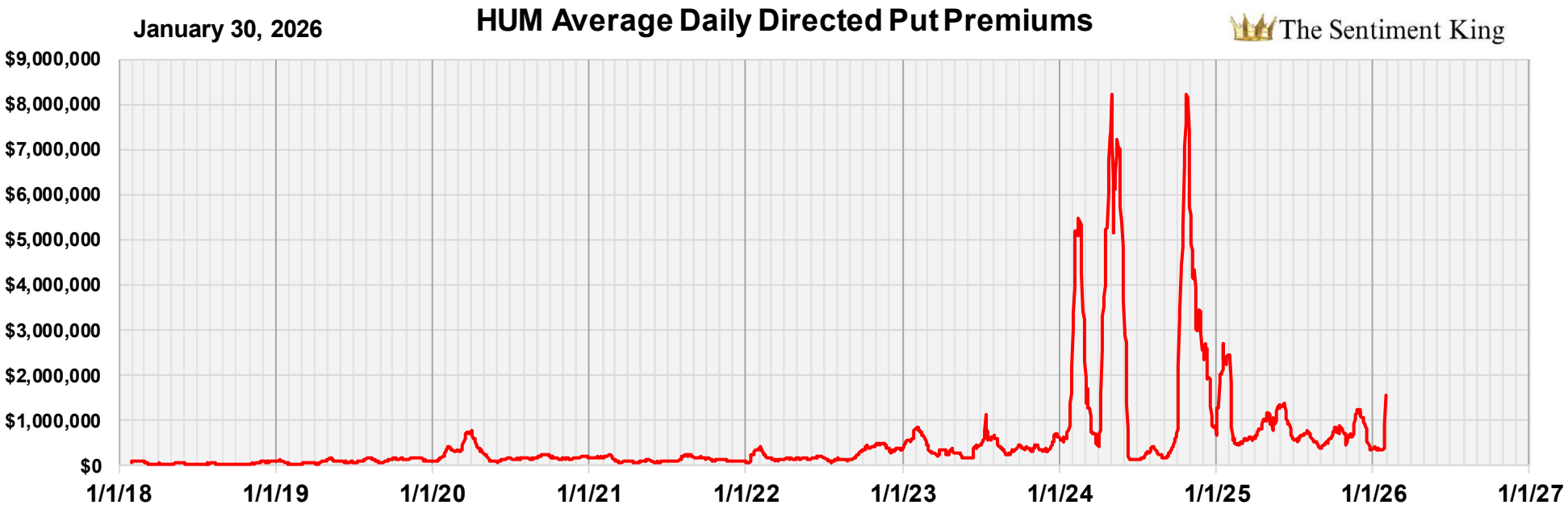
January 30, 2026
HUM Average Daily Directed Put Premiums
The Sentiment King
$9,000,000
$8,000,000
$7,000,000
$6,000,000
$5,000,000
$4,000,000
$3,000,000
$2,000,000
$1,000,000
$0
1/1/18
1/1/19
1/1/20
1/1/21
1/1/22
1/1/23
1/1/24
1/1/25
1/1/26
1/1/27

January 30, 2026

HUM

Sentiment King

100 Day RSI

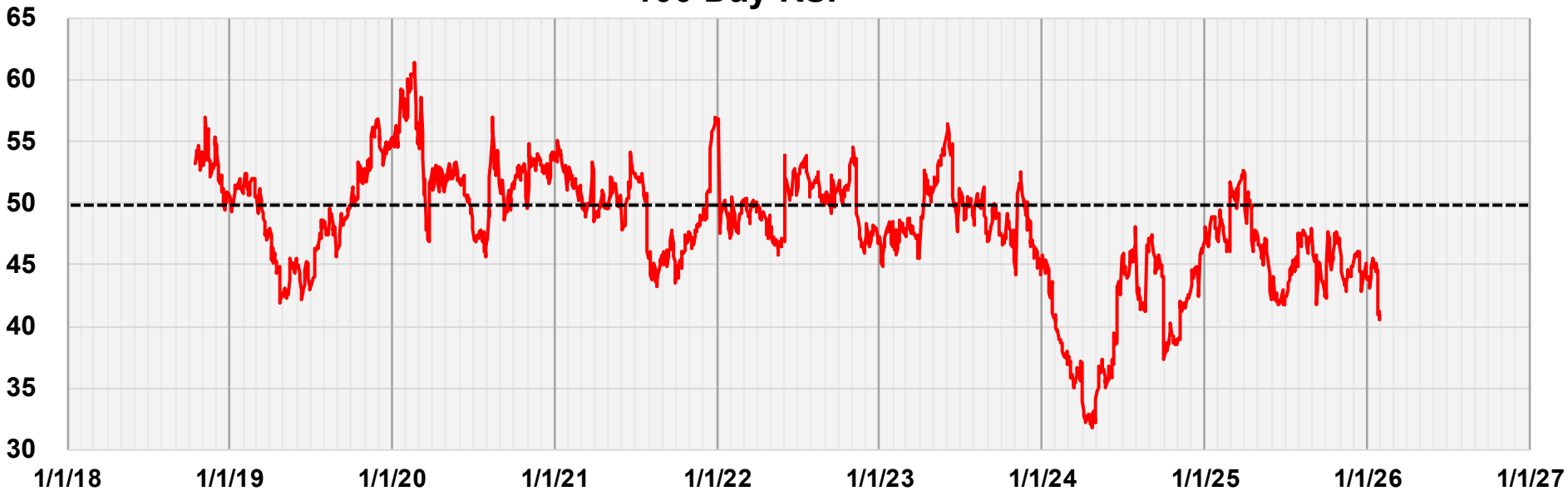

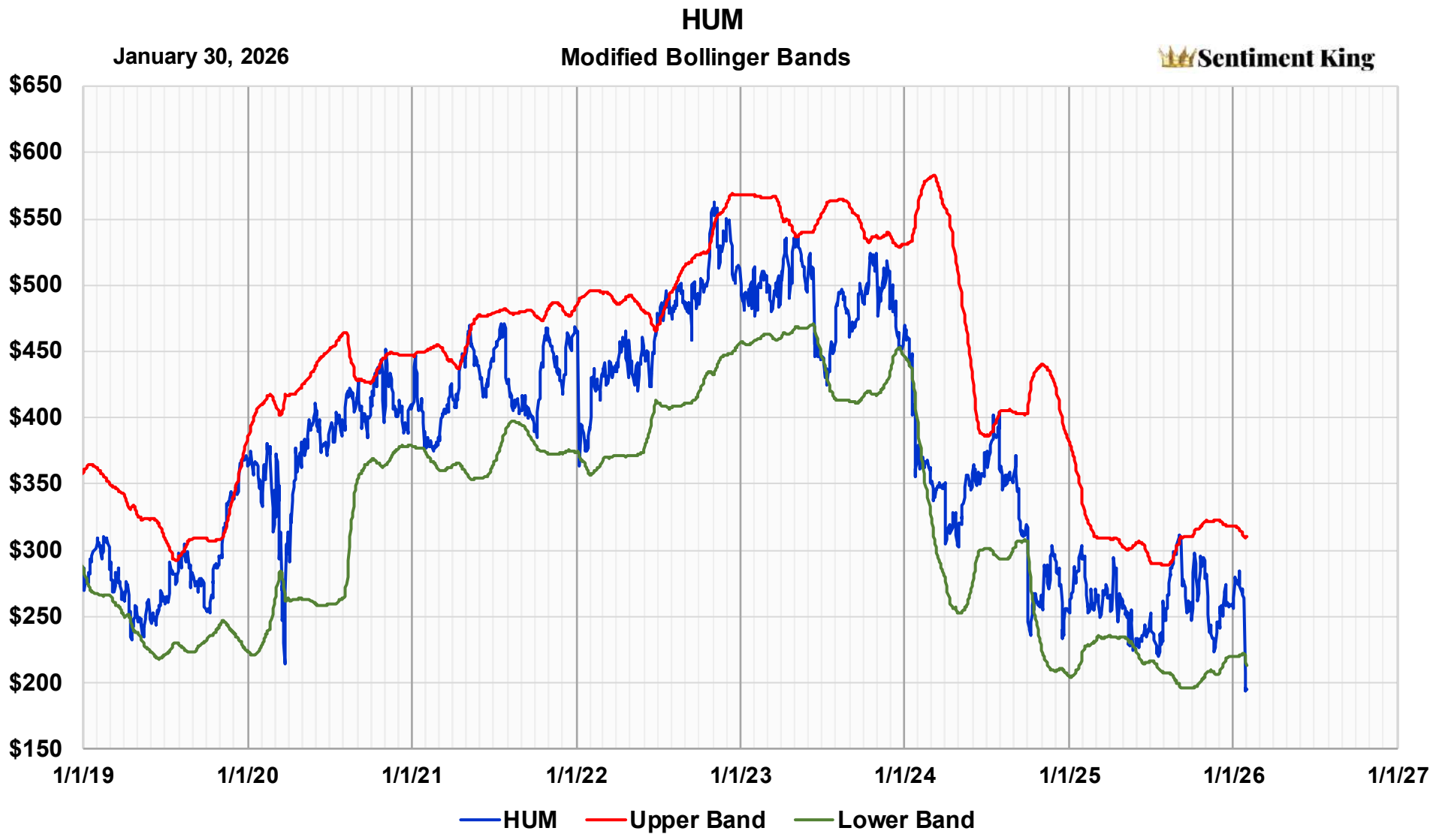
HUM
January 30, 2026
Modified Bollinger Bands
Sentiment King
$650
$600
$550
$500
$450
$400
$350
$300
$250
$200
$150
1/1/19
1/1/20
1/1/21
1/1/22
1/1/23
1/1/24
1/1/25
1/1/26
1/1/27
HUM
Upper Band
Lower Band

January 30, 2026
IBM
Sentiment King
$350
$325
$300
$275
$250
$225
$200
$175
$150
$125
$100
$75
1/1/18
1/1/19
1/1/20
1/1/21
1/1/22
1/1/23
1/1/24
1/1/25
1/1/26
1/1/27

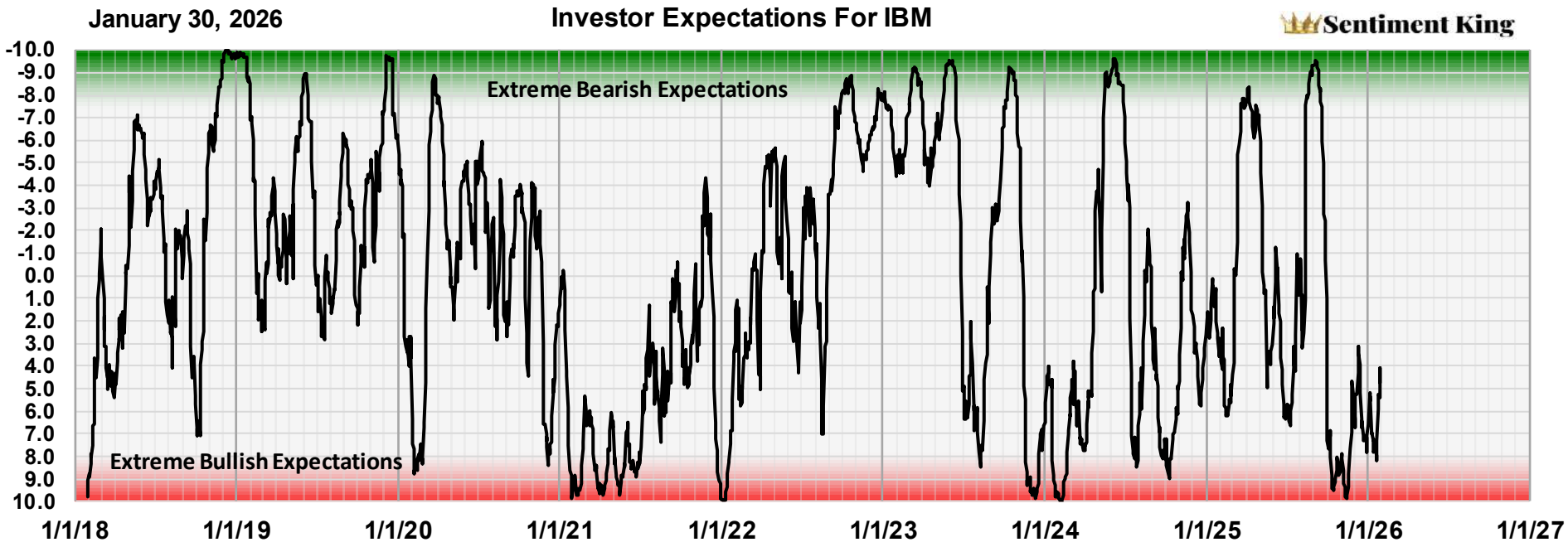
January 30, 2026
Investor Expectations For IBM
Sentiment King
Extreme Bearish Expectations
Extreme Bullish Expectations
-10.0
-9.0
-8.0
-7.0
-6.0
-5.0
-4.0
-3.0
-2.0
-1.0
0.0
1.0
2.0
3.0
4.0
5.0
6.0
7.0
8.0
9.0
10.0
1/1/18
1/1/19
1/1/20
1/1/21
1/1/22
1/1/23
1/1/24
1/1/25
1/1/26
1/1/27

January 30, 2026
IBM
Sentiment King
$350
$325
$300
$275
$250
$225
$200
$175
$150
$125
$100
$75
1/1/18
1/1/19
1/1/20
1/1/21
1/1/22
1/1/23
1/1/24
1/1/25
1/1/26
1/1/27

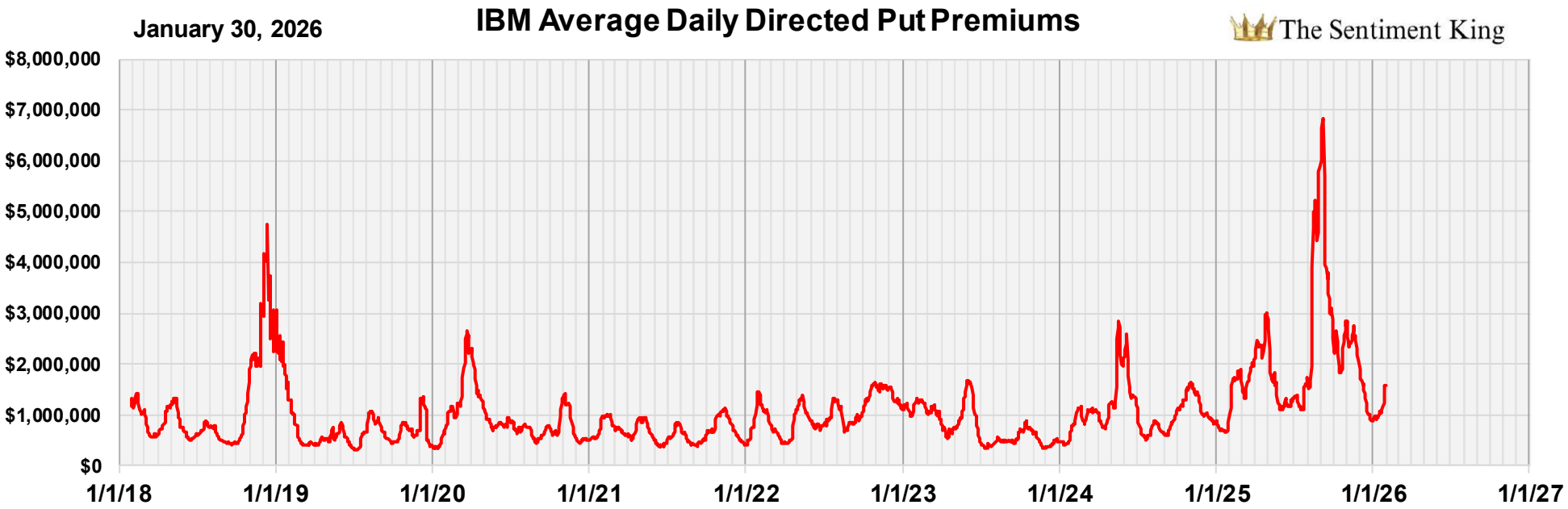
January 30, 2026
IBM Average Daily Directed Put Premiums
The Sentiment King
$8,000,000
$7,000,000
$6,000,000
$5,000,000
$4,000,000
$3,000,000
$2,000,000
$1,000,000
$0
1/1/18
1/1/19
1/1/20
1/1/21
1/1/22
1/1/23
1/1/24
1/1/25
1/1/26
1/1/27

January 30, 2026

IBM

Sentiment King

100 Day RSI

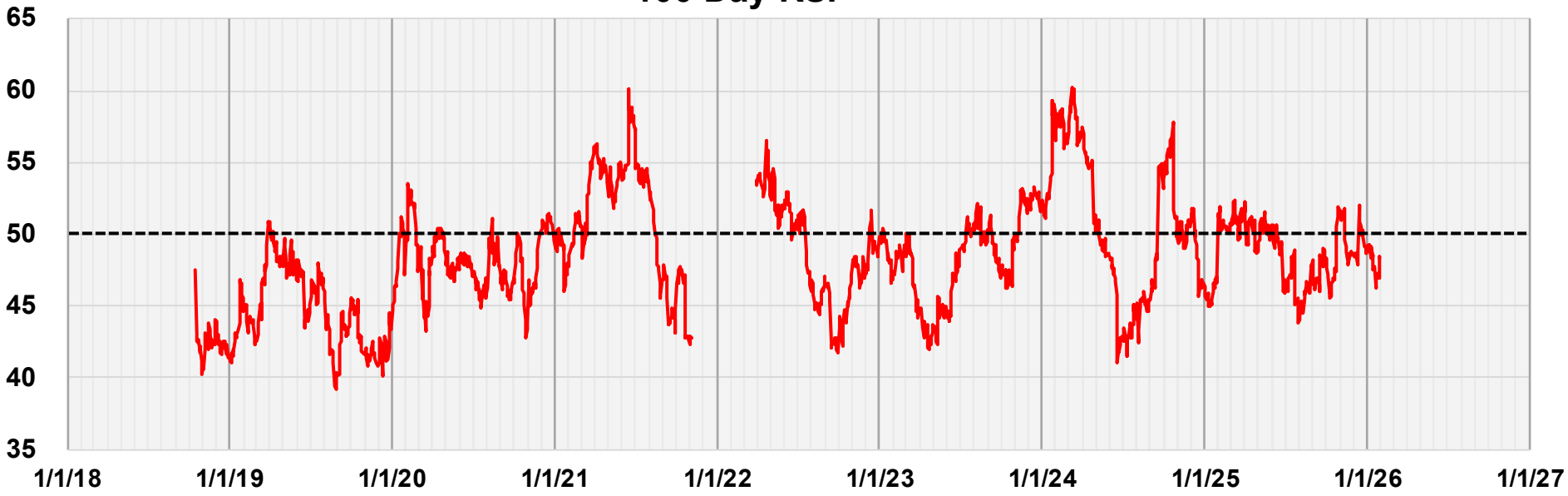

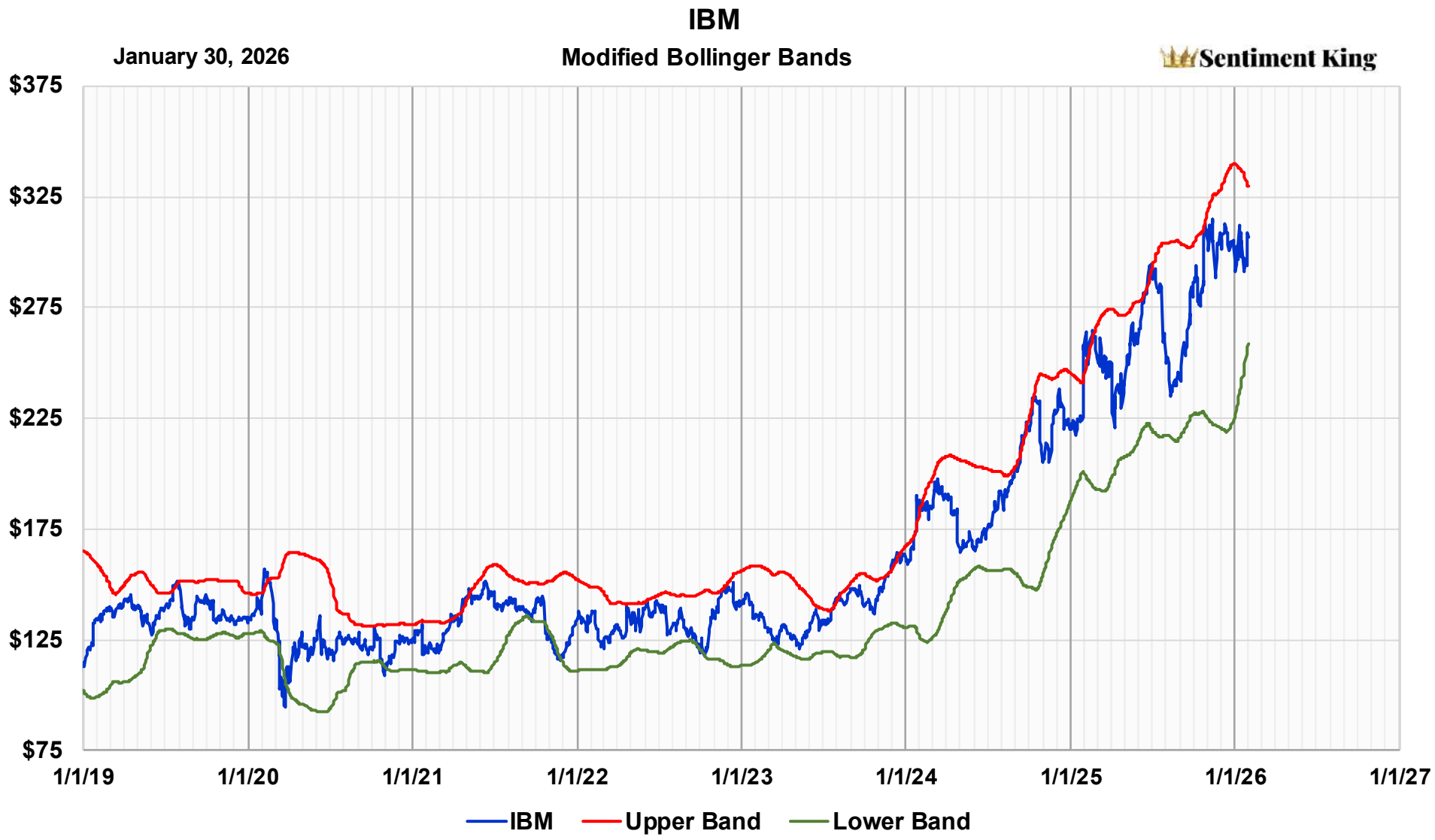
IBM
January 30, 2026
Modified Bollinger Bands
Sentiment King
$375
$325
$275
$225
$175
$125
$75
1/1/19
1/1/20
1/1/21
1/1/22
1/1/23
1/1/24
1/1/25
1/1/26
1/1/27
IBM
Upper Band
Lower Band

January 30, 2026
INTC
Sentiment King
$75
$65
$55
$45
$35
$25
$15
1/1/18
1/1/19
1/1/20
1/1/21
1/1/22
1/1/23
1/1/24
1/1/25
1/1/26
1/1/27

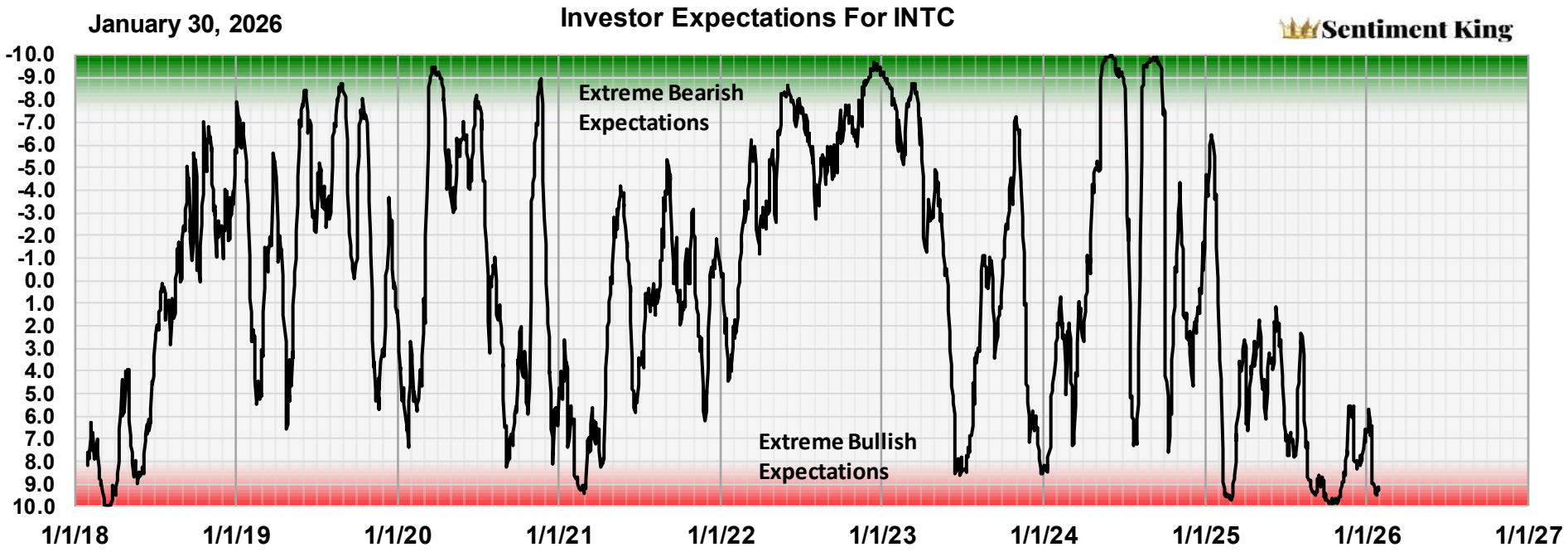
January 30, 2026
Investor Expectations For INTC
Sentiment King
Extreme Bearish Expectations
Extreme Bullish Expectations
-10.0
-9.0
-8.0
-7.0
-6.0
-5.0
-4.0
-3.0
-2.0
-1.0
0.0
1.0
2.0
3.0
4.0
5.0
6.0
7.0
8.0
9.0
10.0
1/1/18
1/1/19
1/1/20
1/1/21
1/1/22
1/1/23
1/1/24
1/1/25
1/1/26
1/1/27

January 30, 2026
INTC
Sentiment King
$75
$65
$55
$45
$35
$25
$15
1/1/18
1/1/19
1/1/20
1/1/21
1/1/22
1/1/23
1/1/24
1/1/25
1/1/26
1/1/27

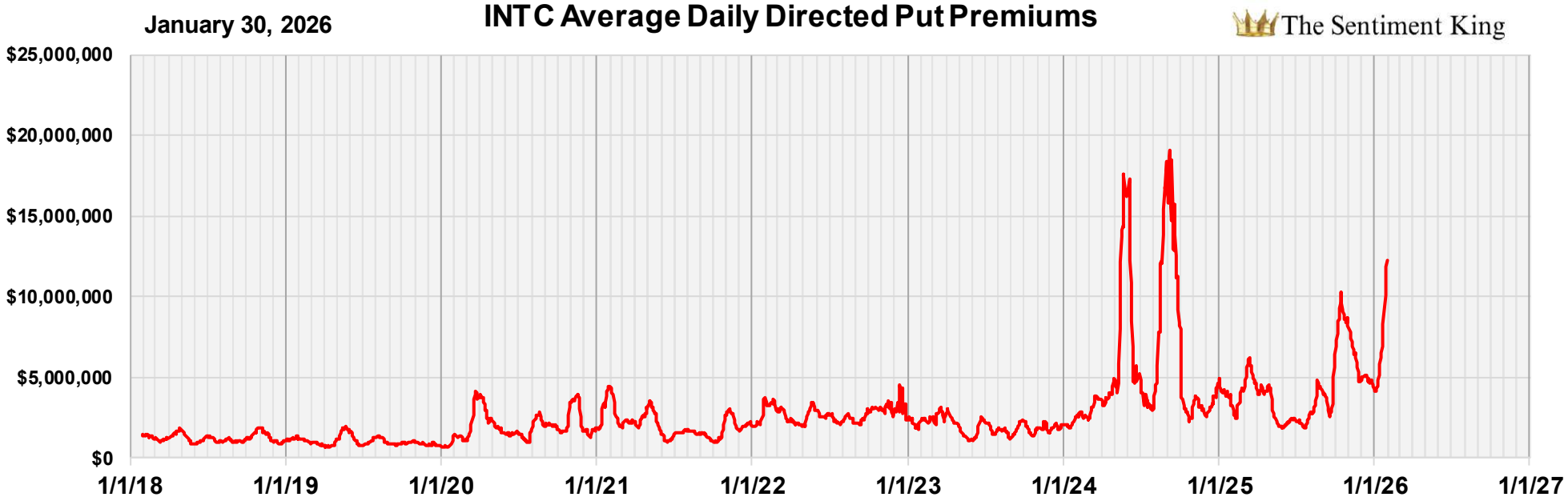
January 30, 2026
INTC Average Daily Directed Put Premiums
The Sentiment King
$25,000,000
$20,000,000
$15,000,000
$10,000,000
$5,000,000
$0
1/1/18
1/1/19
1/1/20
1/1/21
1/1/22
1/1/23
1/1/24
1/1/25
1/1/26
1/1/27

January 30, 2026

INTC

Sentiment King

100 Day RSI

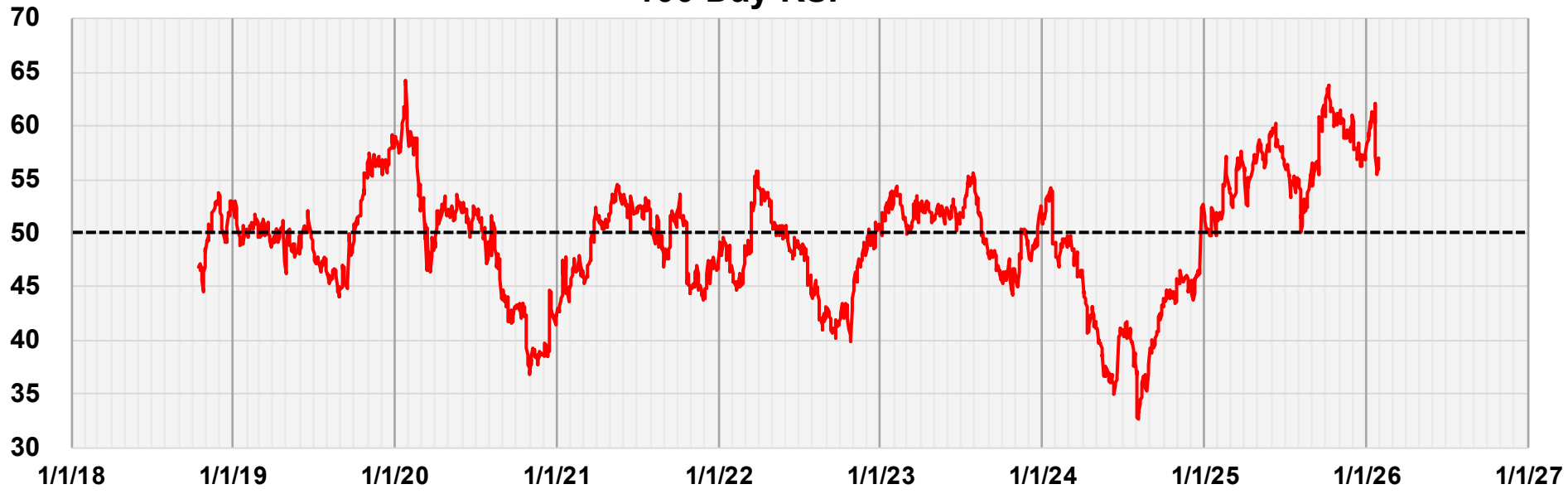

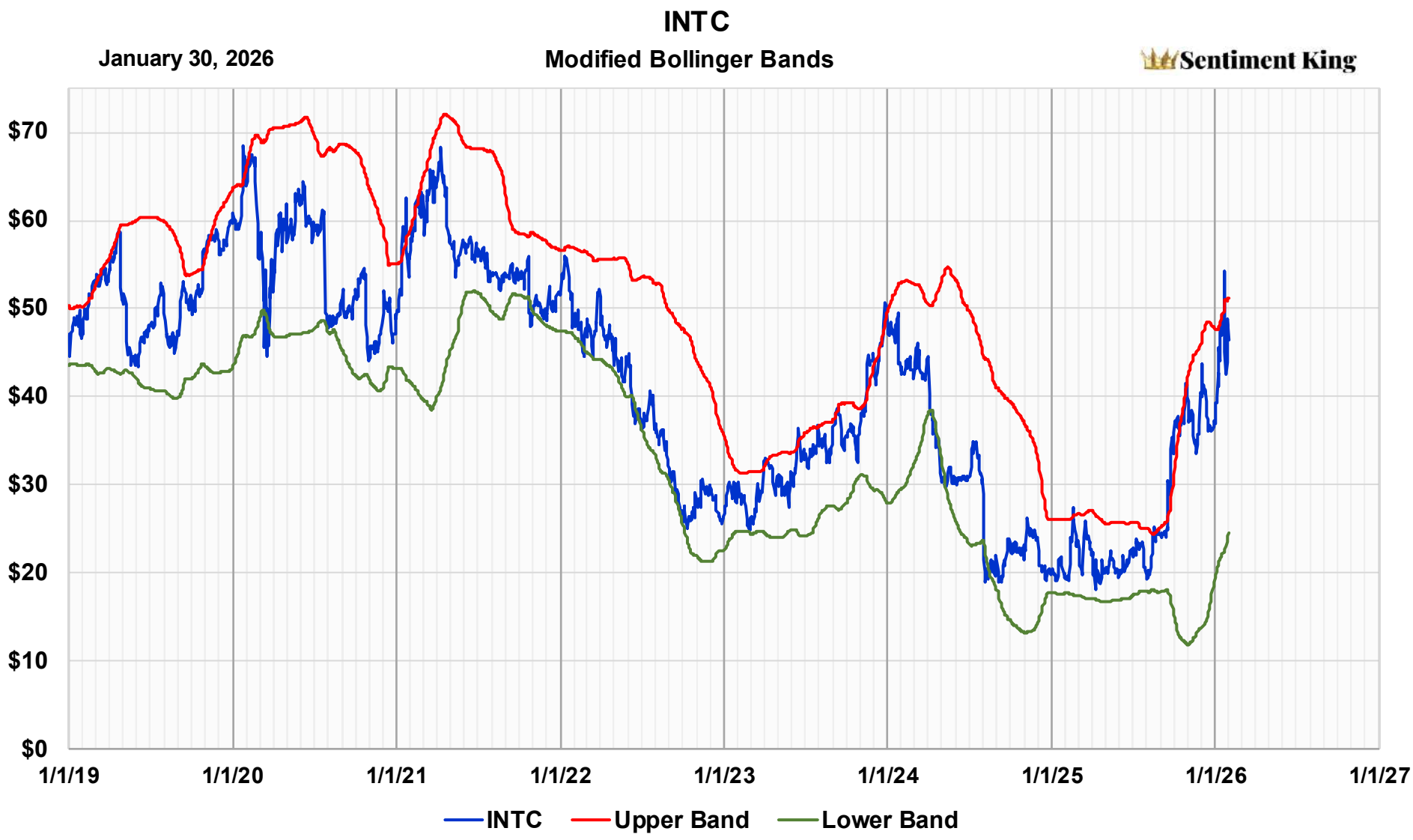
INTC
January 30, 2026
Modified Bollinger Bands
Sentiment King
$70
$60
$50
$40
$30
$20
$10
$0
1/1/19
1/1/20
1/1/21
1/1/22
1/1/23
1/1/24
1/1/25
1/1/26
1/1/27
INTC
Upper Band
Lower Band

January 30, 2026
INTU
Sentiment King
$1,000
$500
$250
$125
1/1/18
1/1/19
1/1/20
1/1/21
1/1/22
1/1/23
1/1/24
1/1/25
1/1/26
1/1/27

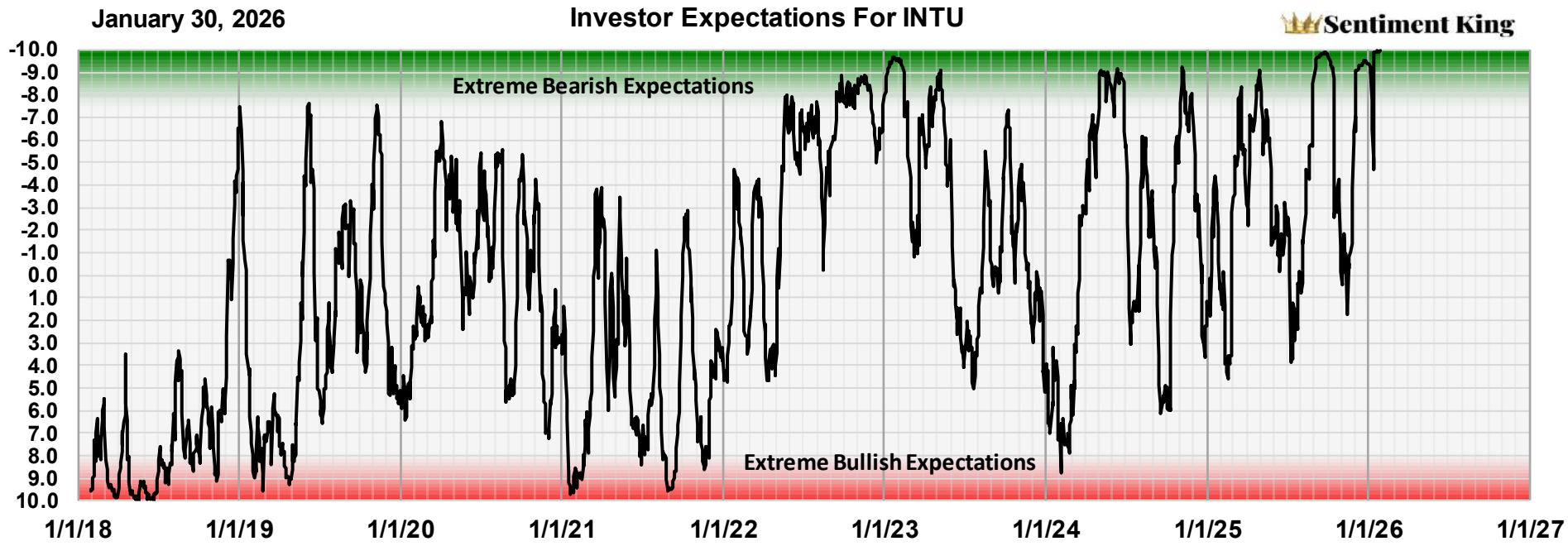
January 30, 2026
Investor Expectations For INTU
Sentiment King
Extreme Bearish Expectations
Extreme Bullish Expectations
-10.0
-9.0
-8.0
-7.0
-6.0
-5.0
-4.0
-3.0
-2.0
-1.0
0.0
1.0
2.0
3.0
4.0
5.0
6.0
7.0
8.0
9.0
10.0
1/1/18
1/1/19
1/1/20
1/1/21
1/1/22
1/1/23
1/1/24
1/1/25
1/1/26
1/1/27

January 30, 2026
INTU
Sentiment King
$1,000
$500
$250
$125
1/1/18
1/1/19
1/1/20
1/1/21
1/1/22
1/1/23
1/1/24
1/1/25
1/1/26
1/1/27

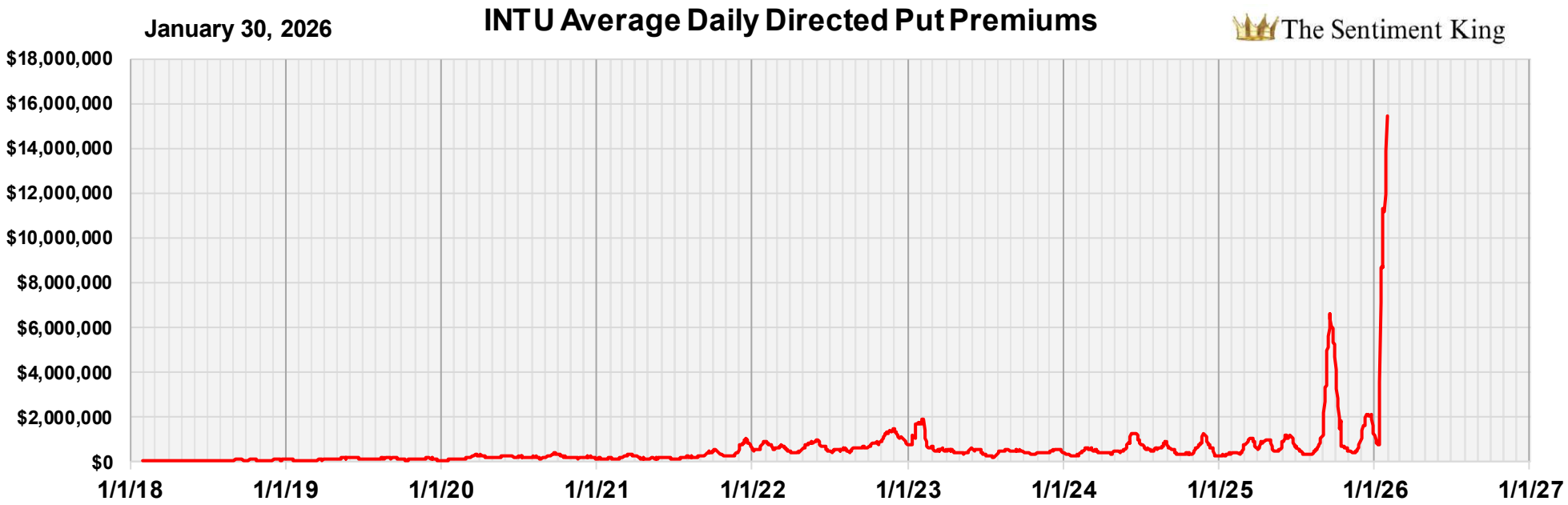
January 30, 2026
INTU Average Daily Directed Put Premiums
The Sentiment King
$18,000,000
$16,000,000
$14,000,000
$12,000,000
$10,000,000
$8,000,000
$6,000,000
$4,000,000
$2,000,000
$0
1/1/18
1/1/19
1/1/20
1/1/21
1/1/22
1/1/23
1/1/24
1/1/25
1/1/26
1/1/27

January 30, 2026

INTU

Sentiment King

100 Day RSI

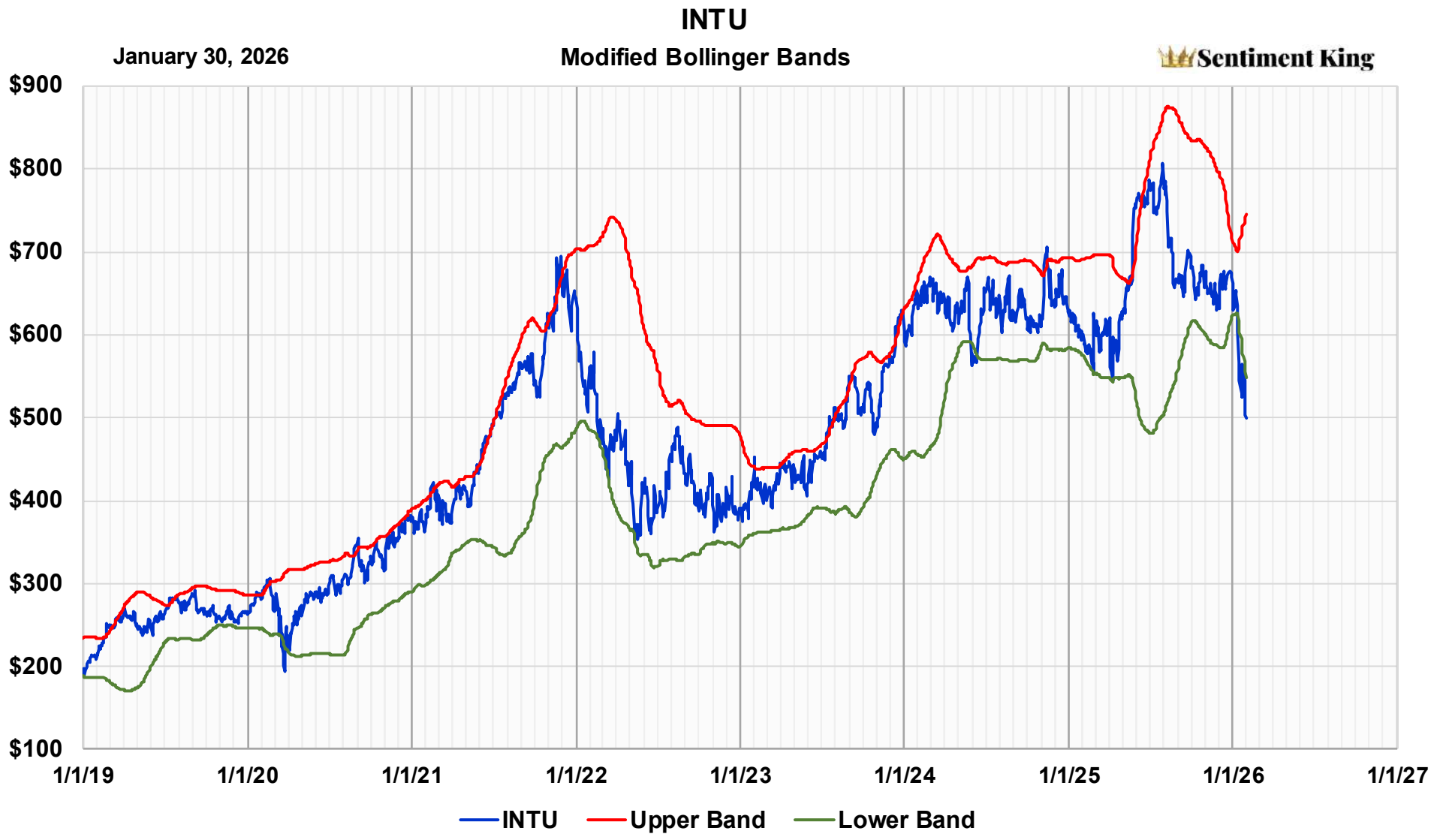
INTU
January 30, 2026
Modified Bollinger Bands
Sentiment King
$900
$800
$700
$600
$500
$400
$300
$200
$100
1/1/19
1/1/20
1/1/21
1/1/22
1/1/23
1/1/24
1/1/25
1/1/26
1/1/27
INTU
Upper Band
Lower Band

January 30, 2026
JNJ
Sentiment King
$250
$225
$200
$175
$150
$125
$100
1/1/18
1/1/19
1/1/20
1/1/21
1/1/22
1/1/23
1/1/24
1/1/25
1/1/26
1/1/27

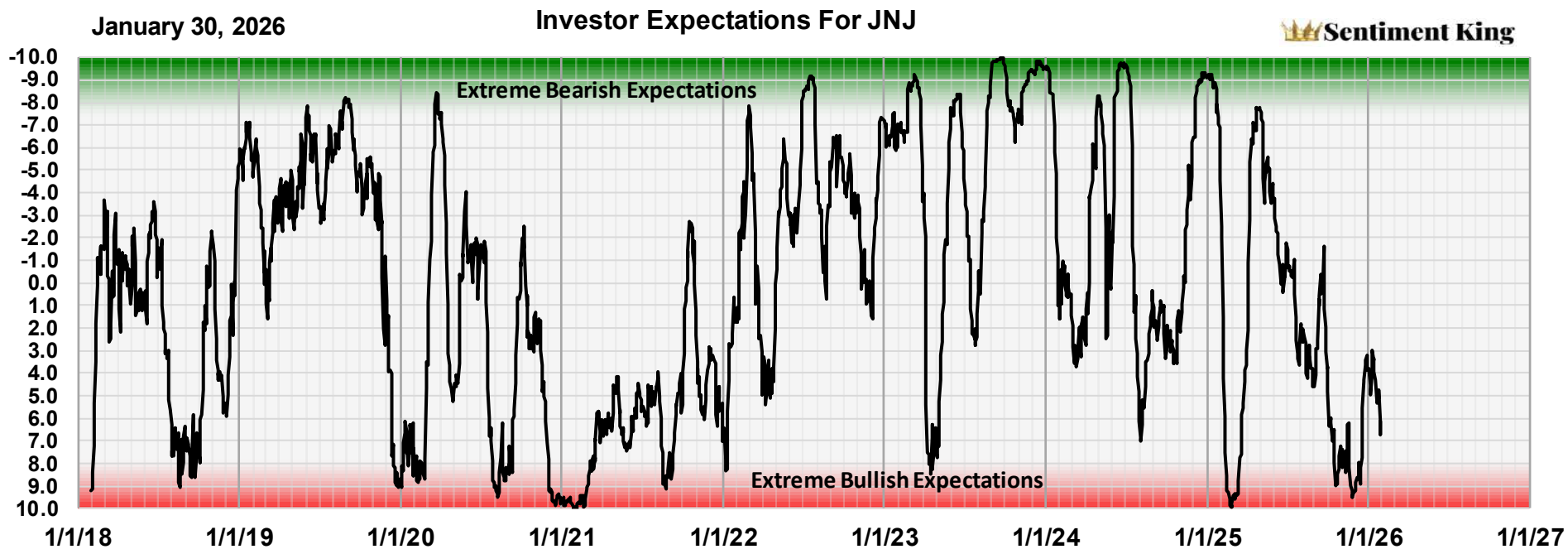
January 30, 2026
Investor Expectations For JNJ
Sentiment King
Extreme Bearish Expectations
Extreme Bullish Expectations
-10.0
-9.0
-8.0
-7.0
-6.0
-5.0
-4.0
-3.0
-2.0
-1.0
0.0
1.0
2.0
3.0
4.0
5.0
6.0
7.0
8.0
9.0
10.0
1/1/18
1/1/19
1/1/20
1/1/21
1/1/22
1/1/23
1/1/24
1/1/25
1/1/26
1/1/27

January 30, 2026
JNJ
Sentiment King
$250
$225
$200
$175
$150
$125
$100
1/1/18
1/1/19
1/1/20
1/1/21
1/1/22
1/1/23
1/1/24
1/1/25
1/1/26
1/1/27

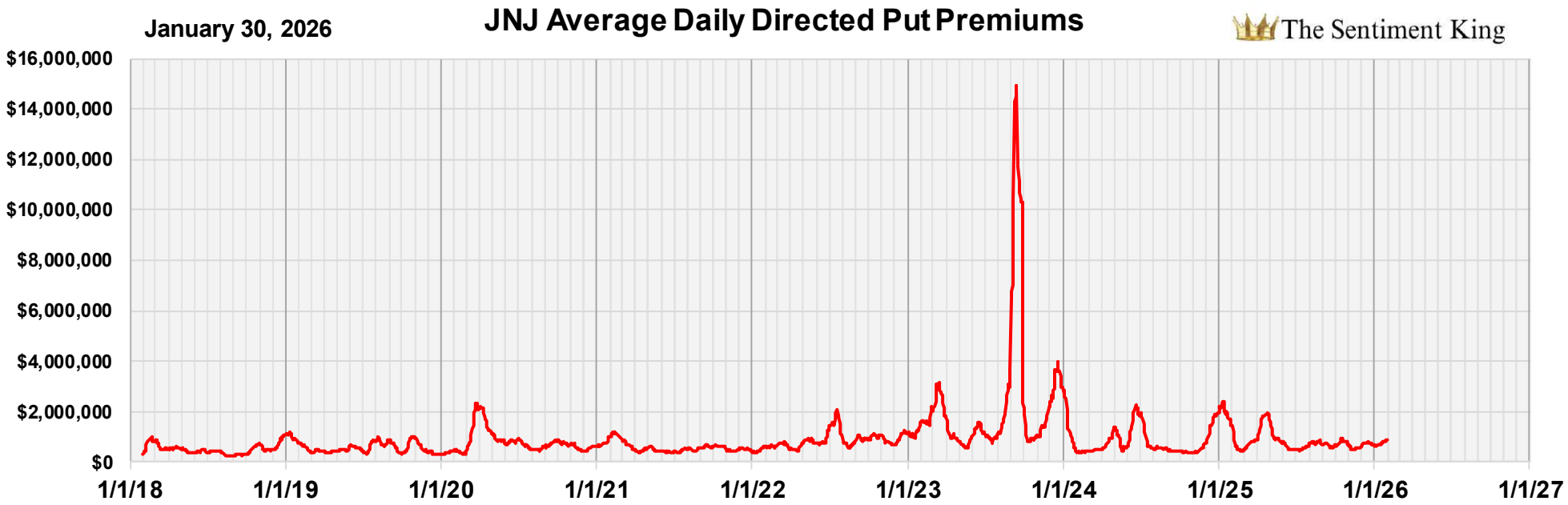
January 30, 2026
JNJ Average Daily Directed Put Premiums
The Sentiment King
$16,000,000
$14,000,000
$12,000,000
$10,000,000
$8,000,000
$6,000,000
$4,000,000
$2,000,000
$0
1/1/18
1/1/19
1/1/20
1/1/21
1/1/22
1/1/23
1/1/24
1/1/25
1/1/26
1/1/27

January 30, 2026

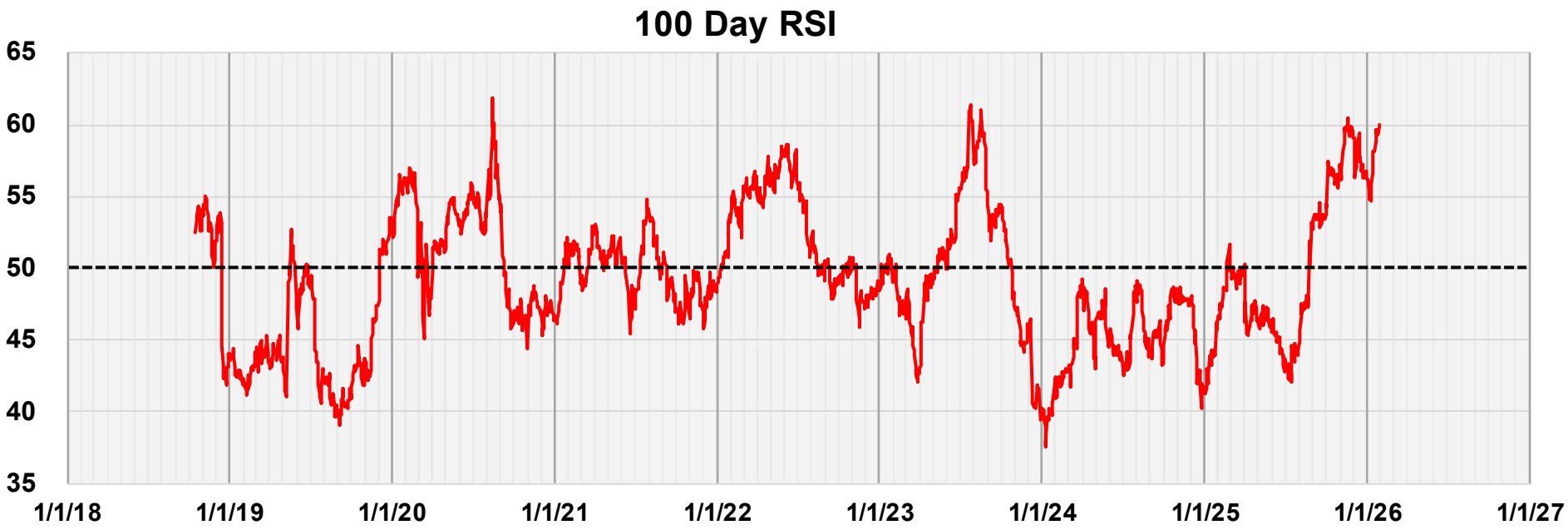

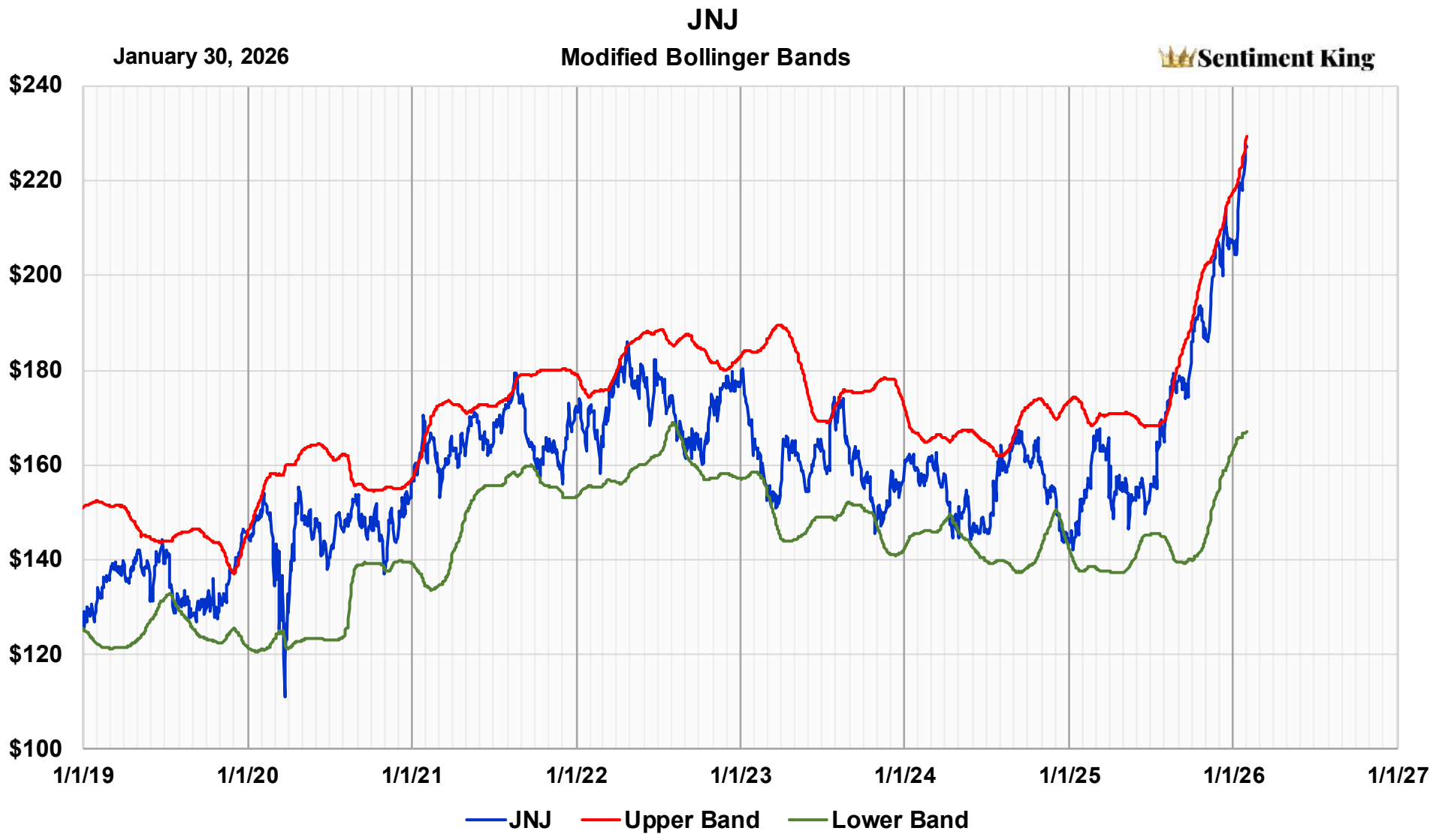
JNJ
January 30, 2026
Modified Bollinger Bands
Sentiment King
$240
$220
$200
$180
$160
$140
$120
$100
1/1/19
1/1/20
1/1/21
1/1/22
1/1/23
1/1/24
1/1/25
1/1/26
1/1/27
JNJ
Upper Band
Lower Band

January 30, 2026
JPM
Sentiment King
$350
$325
$300
$275
$250
$225
$200
$175
$150
$125
$100
$75
1/1/18
1/1/19
1/1/20
1/1/21
1/1/22
1/1/23
1/1/24
1/1/25
1/1/26
1/1/27

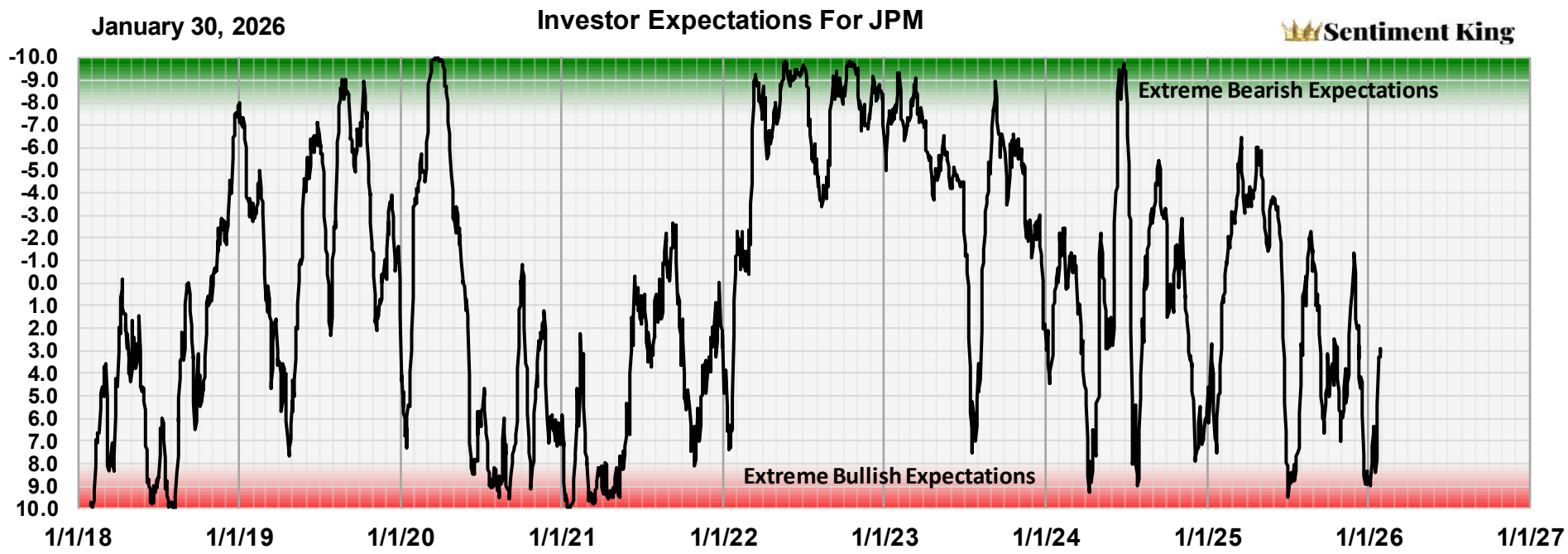
January 30, 2026
Investor Expectations For JPM
Sentiment King
Extreme Bearish Expectations
Extreme Bullish Expectations
-10.0
-9.0
-8.0
-7.0
-6.0
-5.0
-4.0
-3.0
-2.0
-1.0
0.0
1.0
2.0
3.0
4.0
5.0
6.0
7.0
8.0
9.0
10.0
1/1/18
1/1/19
1/1/20
1/1/21
1/1/22
1/1/23
1/1/24
1/1/25
1/1/26
1/1/27

January 30, 2026
JPM
Sentiment King
$350
$325
$300
$275
$250
$225
$200
$175
$150
$125
$100
$75
1/1/18
1/1/19
1/1/20
1/1/21
1/1/22
1/1/23
1/1/24
1/1/25
1/1/26
1/1/27

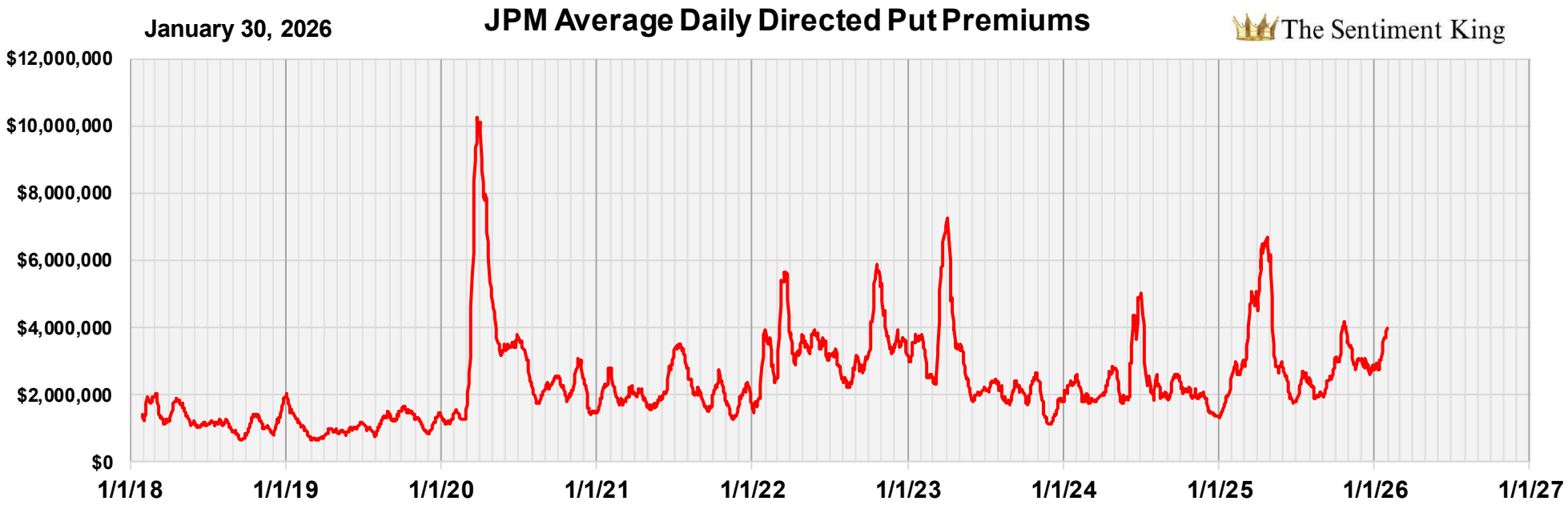
January 30, 2026
JPM Average Daily Directed Put Premiums
The Sentiment King
$12,000,000
$10,000,000
$8,000,000
$6,000,000
$4,000,000
$2,000,000
$0
1/1/18
1/1/19
1/1/20
1/1/21
1/1/22
1/1/23
1/1/24
1/1/25
1/1/26
1/1/27

January 30, 2026

JPM

Sentiment King

100 Day RSI

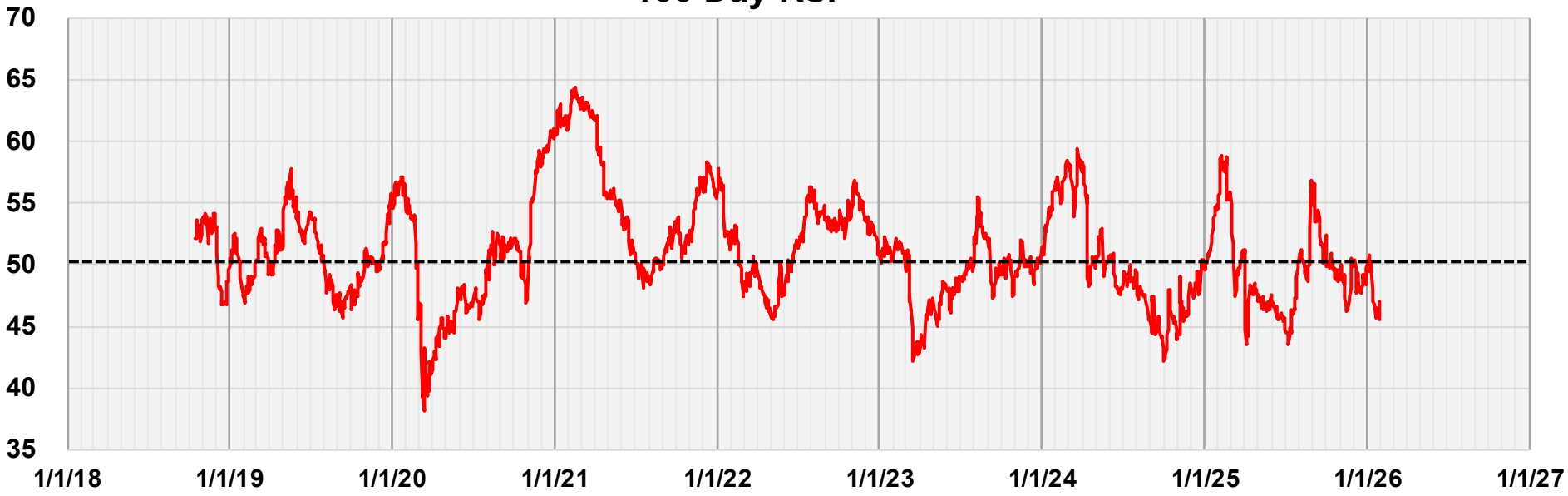

JPM
January 30, 2026
Modified Bollinger Bands
Sentiment King
$350
$300
$250
$200
$150
$100
$50
1/1/19
1/1/20
1/1/21
1/1/22
1/1/23
1/1/24
1/1/25
1/1/26
1/1/27
JPM
Upper Band
Lower Band

January 30, 2026
KLAC
Sentiment King
$2,560
$1,280
$640
$320
$160
$80
1/1/18
1/1/19
1/1/20
1/1/21
1/1/22
1/1/23
1/1/24
1/1/25
1/1/26
1/1/27

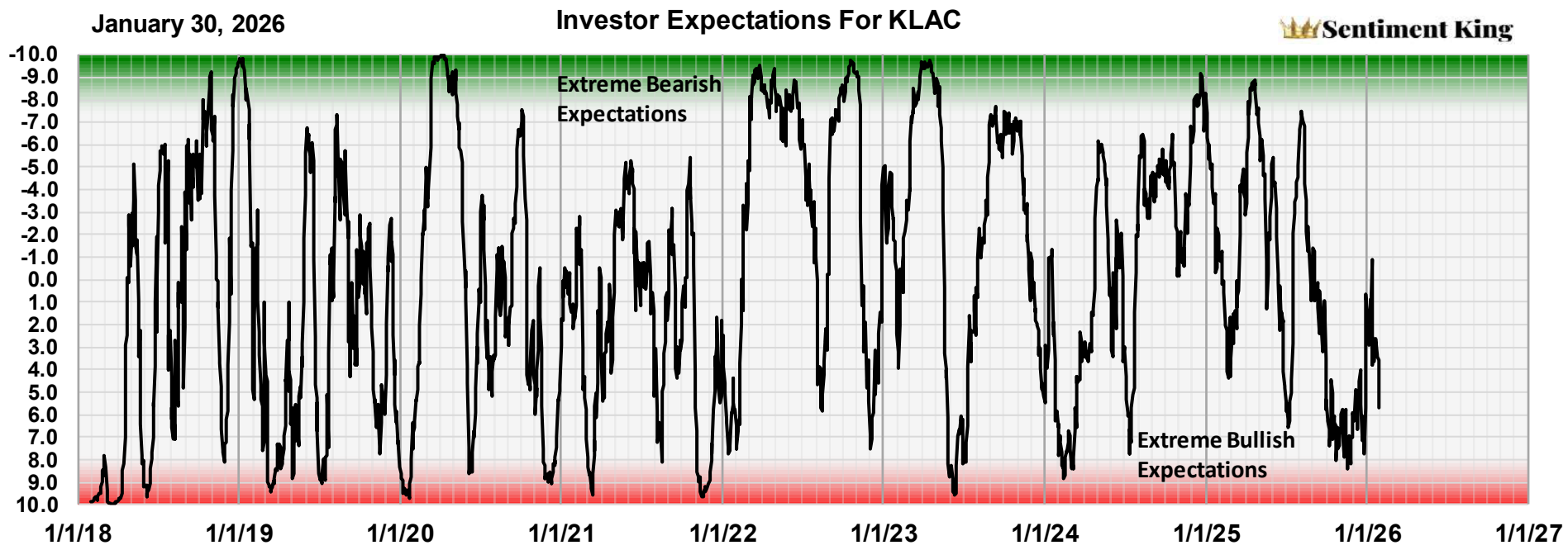
January 30, 2026
Investor Expectations For KLAC
Sentiment King
Extreme Bearish Expectations
Extreme Bullish Expectations
-10.0
-9.0
-8.0
-7.0
-6.0
-5.0
-4.0
-3.0
-2.0
-1.0
0.0
1.0
2.0
3.0
4.0
5.0
6.0
7.0
8.0
9.0
10.0
1/1/18
1/1/19
1/1/20
1/1/21
1/1/22
1/1/23
1/1/24
1/1/25
1/1/26
1/1/27

January 30, 2026
KLAC
Sentiment King
$2,560
$1,280
$640
$320
$160
$80
1/1/18
1/1/19
1/1/20
1/1/21
1/1/22
1/1/23
1/1/24
1/1/25
1/1/26
1/1/27

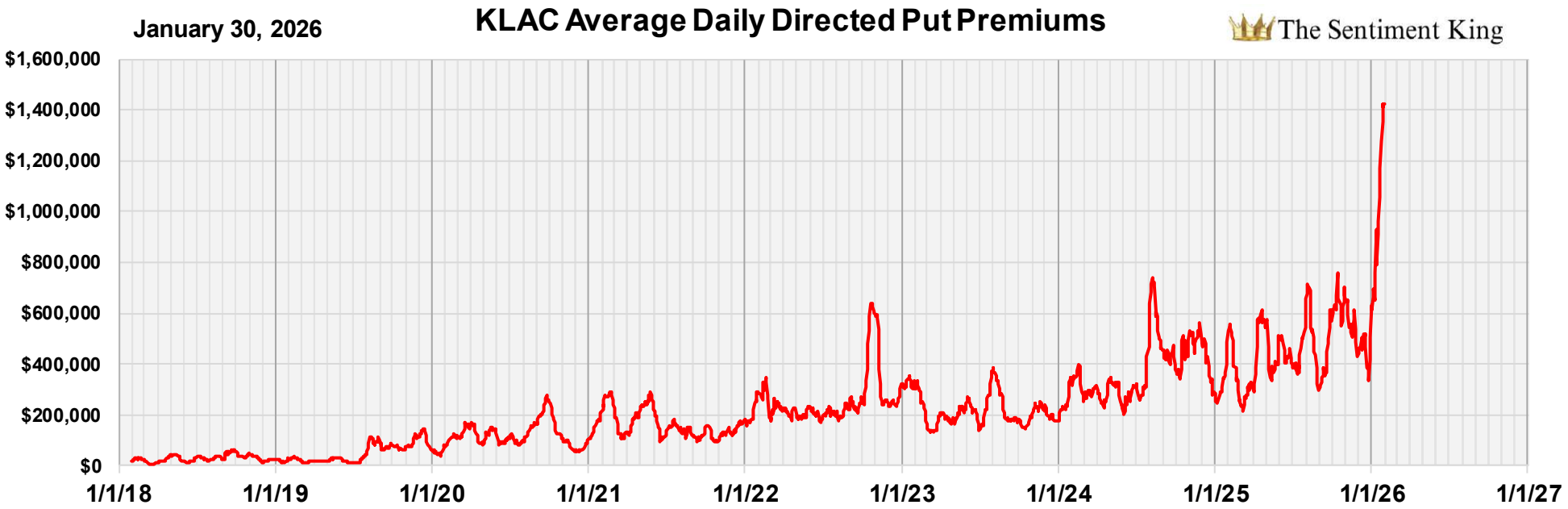
January 30, 2026
KLAC Average Daily Directed Put Premiums
The Sentiment King
$1,600,000
$1,400,000
$1,200,000
$1,000,000
$800,000
$600,000
$400,000
$200,000
$0
1/1/18
1/1/19
1/1/20
1/1/21
1/1/22
1/1/23
1/1/24
1/1/25
1/1/26
1/1/27

January 30, 2026

KLAC

Sentiment King

100 Day RSI

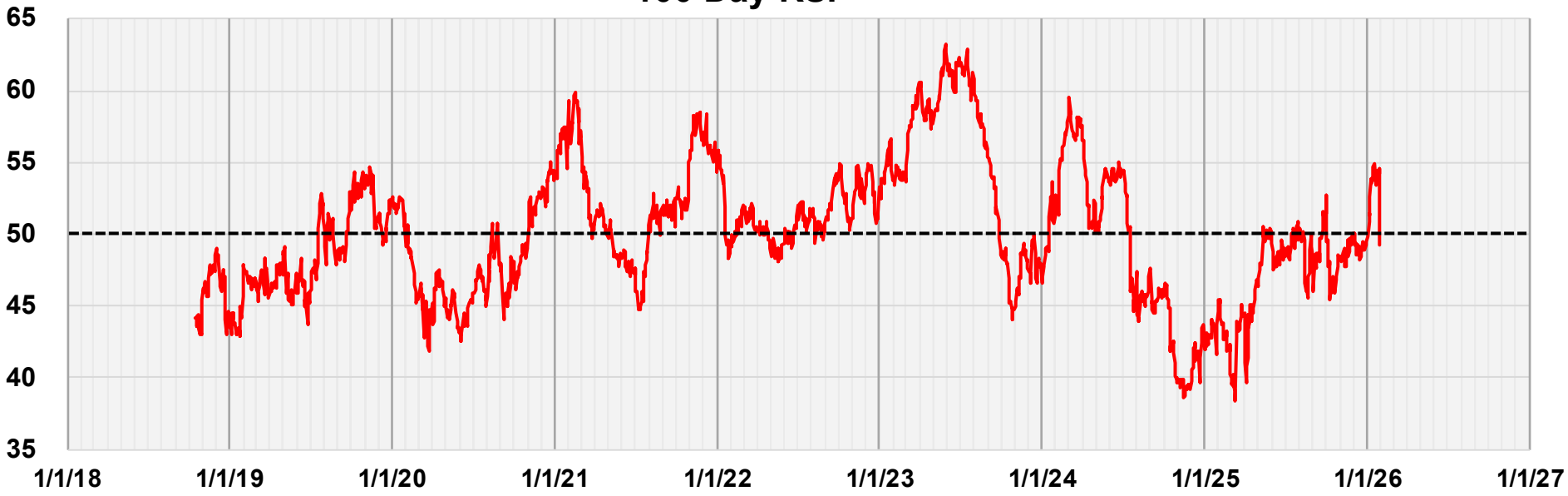

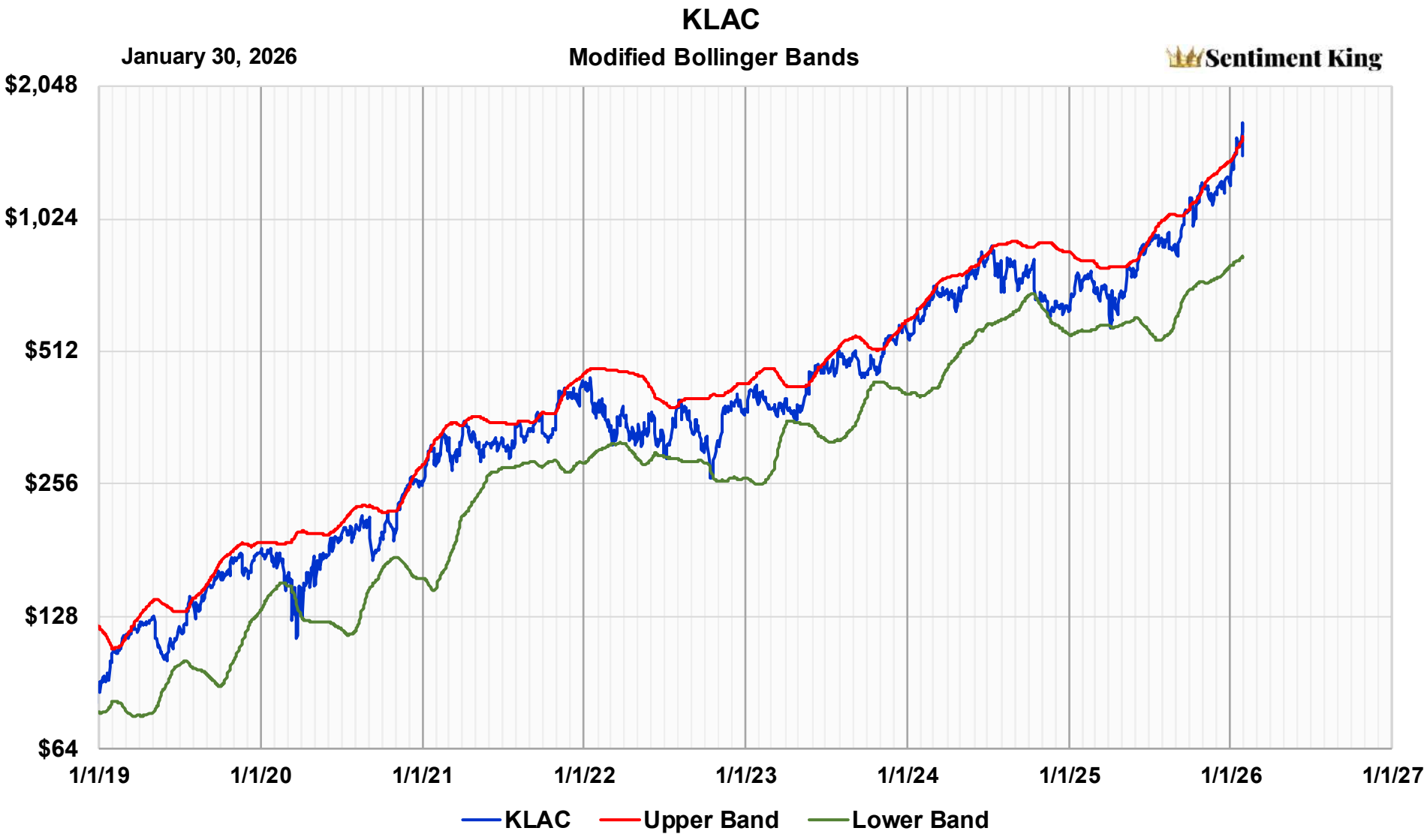
KLAC
January 30, 2026
Modified Bollinger Bands
Sentiment King
$2,048
$1,024
$512
$256
$128
$64
1/1/19
1/1/20
1/1/21
1/1/22
1/1/23
1/1/24
1/1/25
1/1/26
1/1/27
KLAC
Upper Band
Lower Band

January 30, 2026
KO
Sentiment King
$80
$75
$70
$65
$60
$55
$50
$45
$40
$35
$30
1/1/18
1/1/19
1/1/20
1/1/21
1/1/22
1/1/23
1/1/24
1/1/25
1/1/26
1/1/27

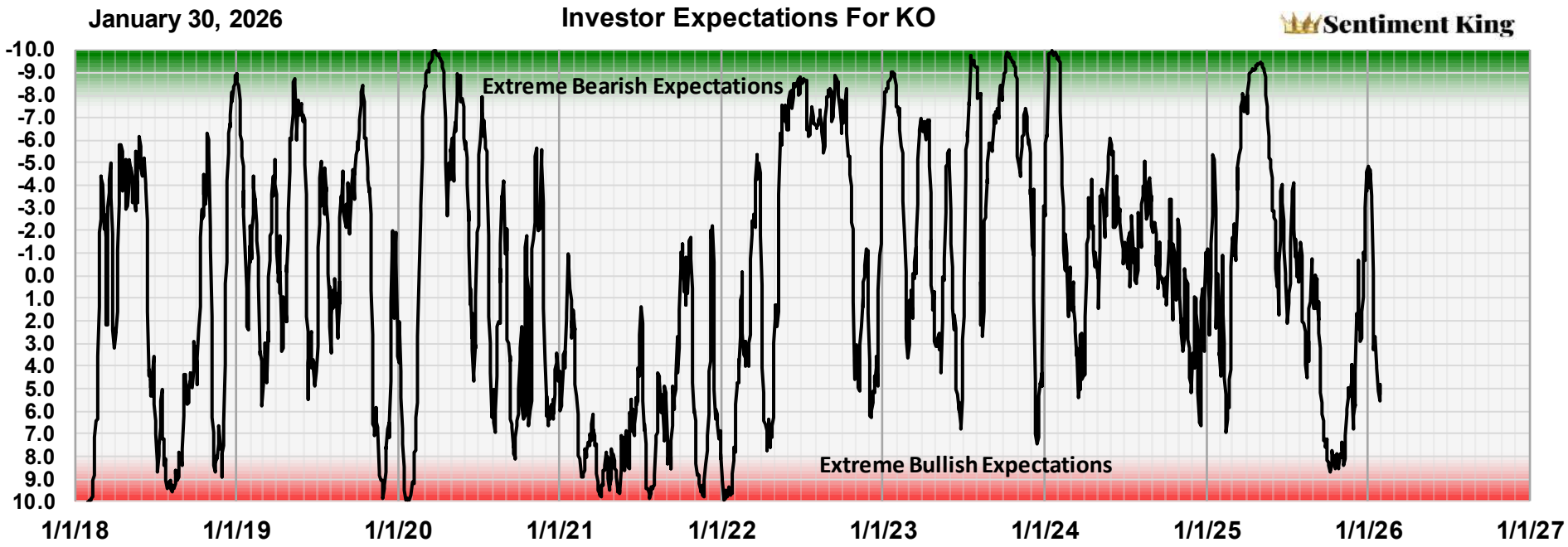
January 30, 2026
Investor Expectations For KO
Sentiment King
Extreme Bearish Expectations
Extreme Bullish Expectations
-10.0
-9.0
-8.0
-7.0
-6.0
-5.0
-4.0
-3.0
-2.0
-1.0
0.0
1.0
2.0
3.0
4.0
5.0
6.0
7.0
8.0
9.0
10.0
1/1/18
1/1/19
1/1/20
1/1/21
1/1/22
1/1/23
1/1/24
1/1/25
1/1/26
1/1/27

January 30, 2026
KO
Sentiment King
$80
$75
$70
$65
$60
$55
$50
$45
$40
$35
$30
1/1/18
1/1/19
1/1/20
1/1/21
1/1/22
1/1/23
1/1/24
1/1/25
1/1/26
1/1/27

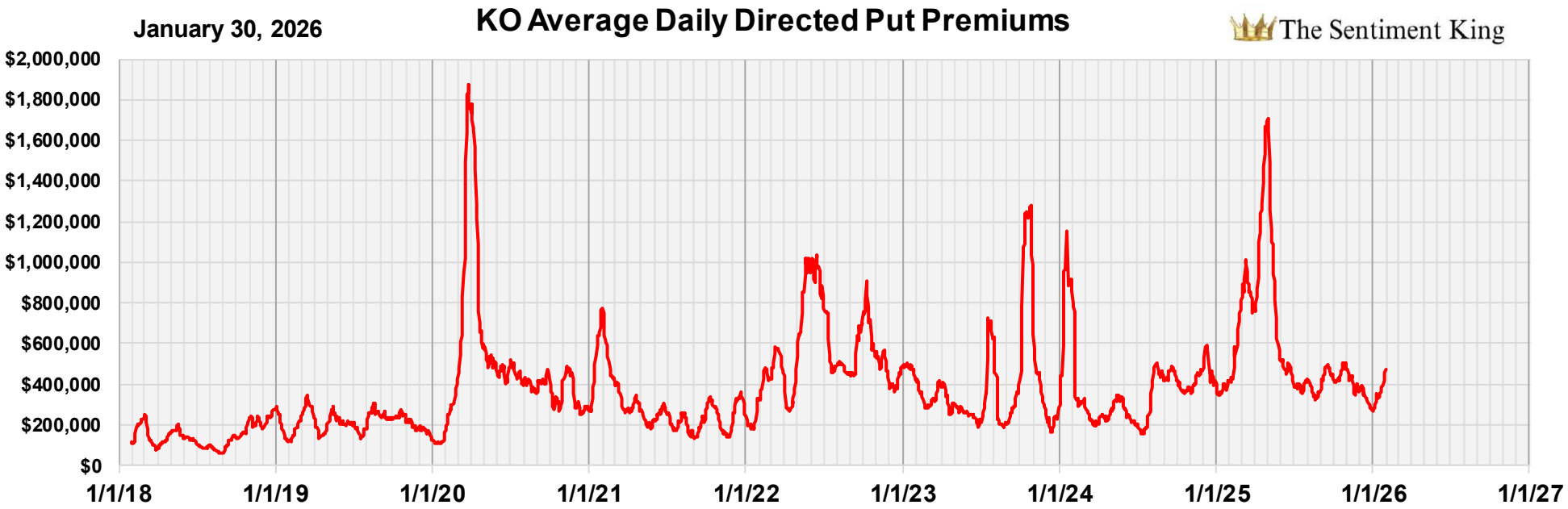
January 30, 2026
KO Average Daily Directed Put Premiums
The Sentiment King
$2,000,000
$1,800,000
$1,600,000
$1,400,000
$1,200,000
$1,000,000
$800,000
$600,000
$400,000
$200,000
$0
1/1/18
1/1/19
1/1/20
1/1/21
1/1/22
1/1/23
1/1/24
1/1/25
1/1/26
1/1/27

January 30, 2026

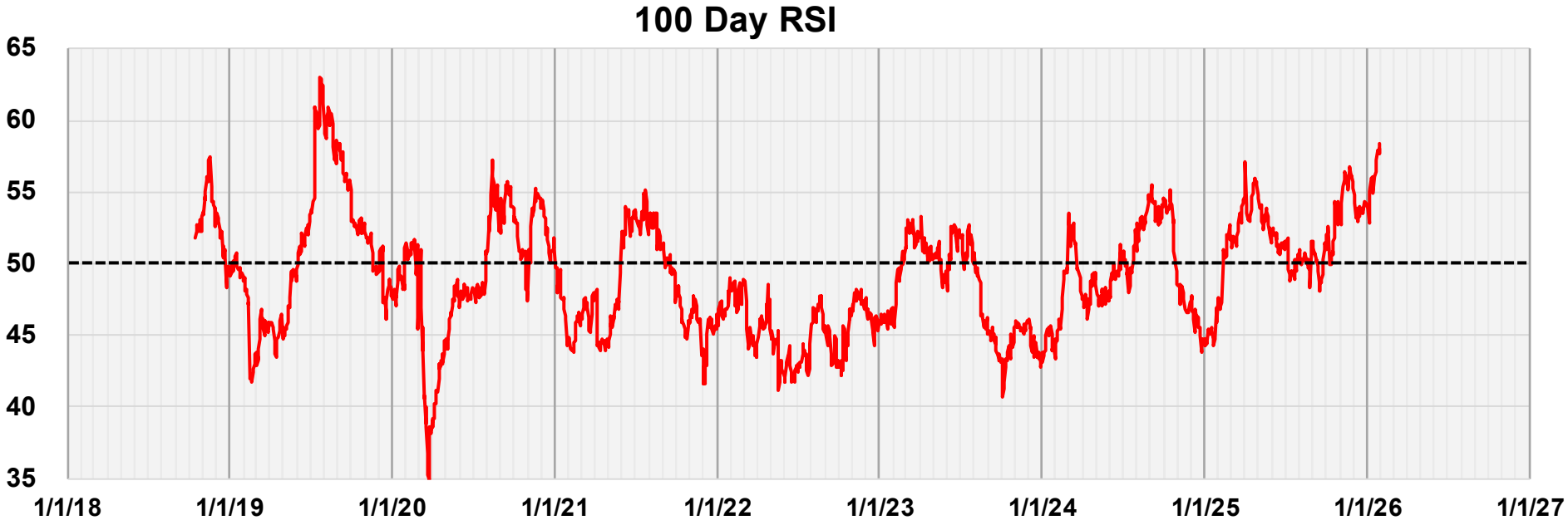

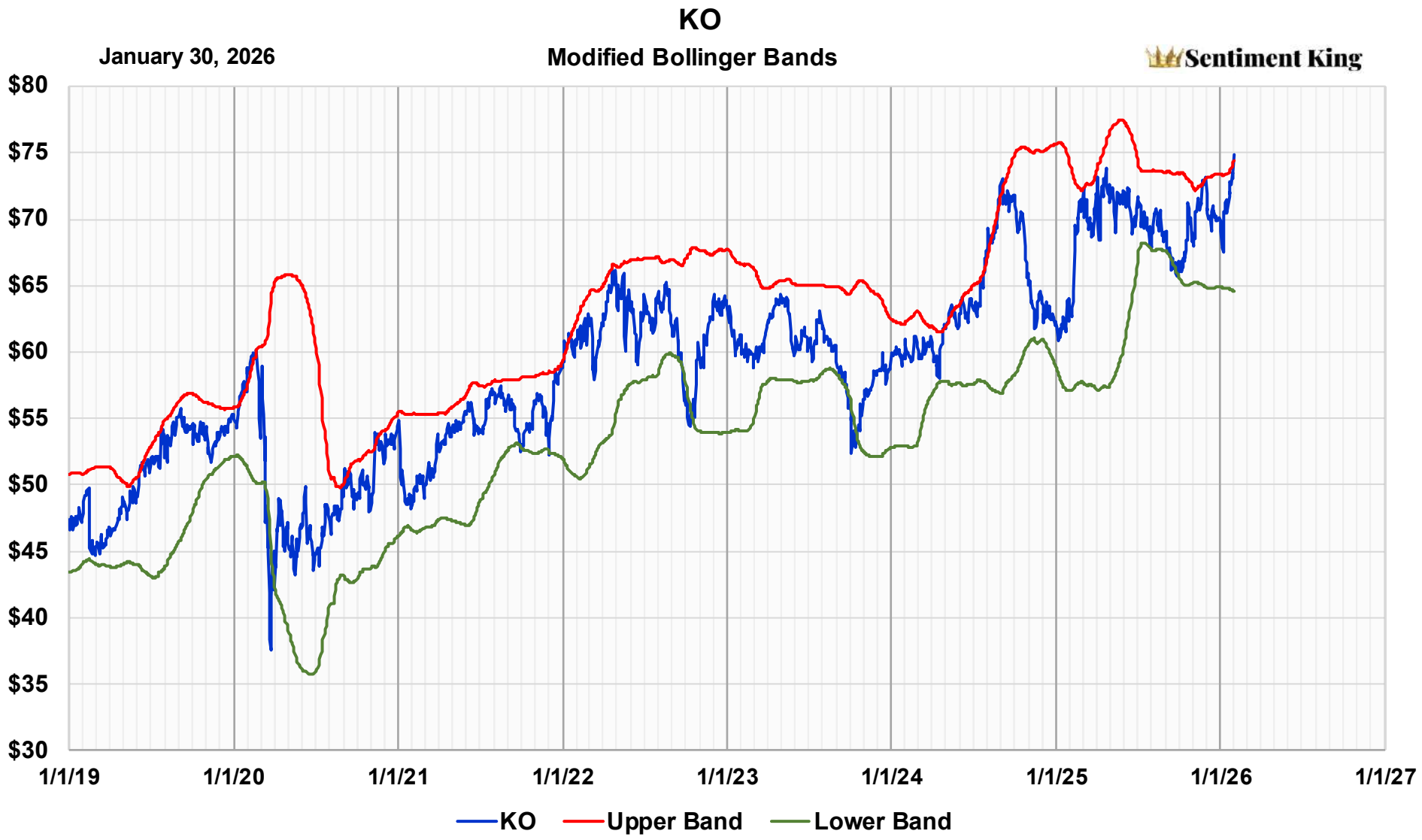
KO
January 30, 2026
Modified Bollinger Bands
Sentiment King
$80
$75
$70
$65
$60
$55
$50
$45
$40
$35
$30
1/1/19
1/1/20
1/1/21
1/1/22
1/1/23
1/1/24
1/1/25
1/1/26
1/1/27
KO
Upper Band
Lower Band

January 30, 2026
LIN
Sentiment King
$550
$500
$450
$400
$350
$300
$250
$200
$150
$100
1/1/18
1/1/19
1/1/20
1/1/21
1/1/22
1/1/23
1/1/24
1/1/25
1/1/26
1/1/27

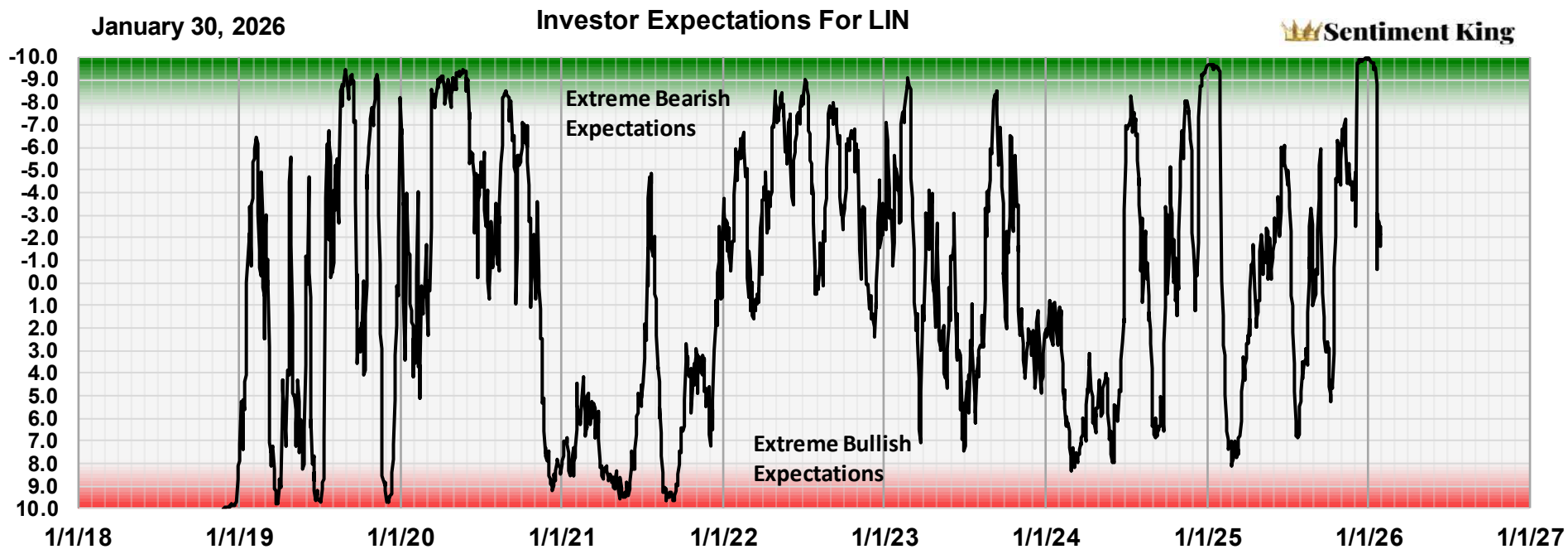
January 30, 2026
Investor Expectations For LIN
Sentiment King
Extreme Bearish Expectations
Extreme Bullish Expectations
-10.0
-9.0
-8.0
-7.0
-6.0
-5.0
-4.0
-3.0
-2.0
-1.0
0.0
1.0
2.0
3.0
4.0
5.0
6.0
7.0
8.0
9.0
10.0
1/1/18
1/1/19
1/1/20
1/1/21
1/1/22
1/1/23
1/1/24
1/1/25
1/1/26
1/1/27

January 30, 2026
LIN
Sentiment King
$550
$500
$450
$400
$350
$300
$250
$200
$150
$100
1/1/18
1/1/19
1/1/20
1/1/21
1/1/22
1/1/23
1/1/24
1/1/25
1/1/26
1/1/27

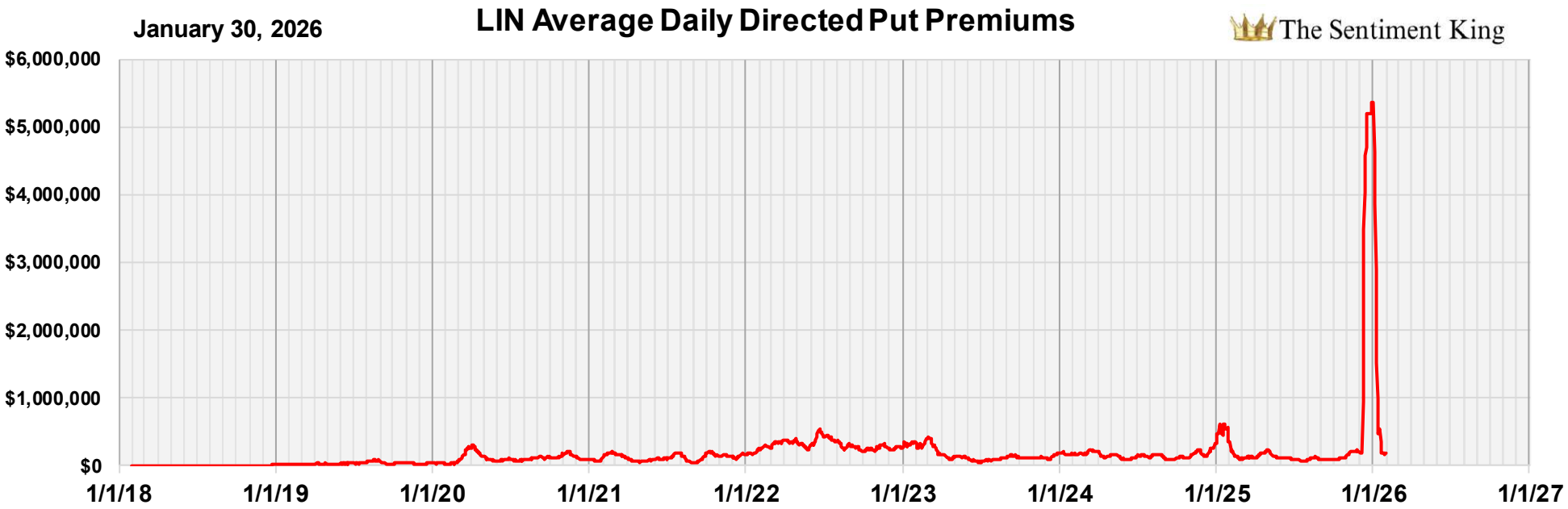
January 30, 2026
LIN Average Daily Directed Put Premiums
The Sentiment King
$6,000,000
$5,000,000
$4,000,000
$3,000,000
$2,000,000
$1,000,000
$0
1/1/18
1/1/19
1/1/20
1/1/21
1/1/22
1/1/23
1/1/24
1/1/25
1/1/26
1/1/27

January 30, 2026

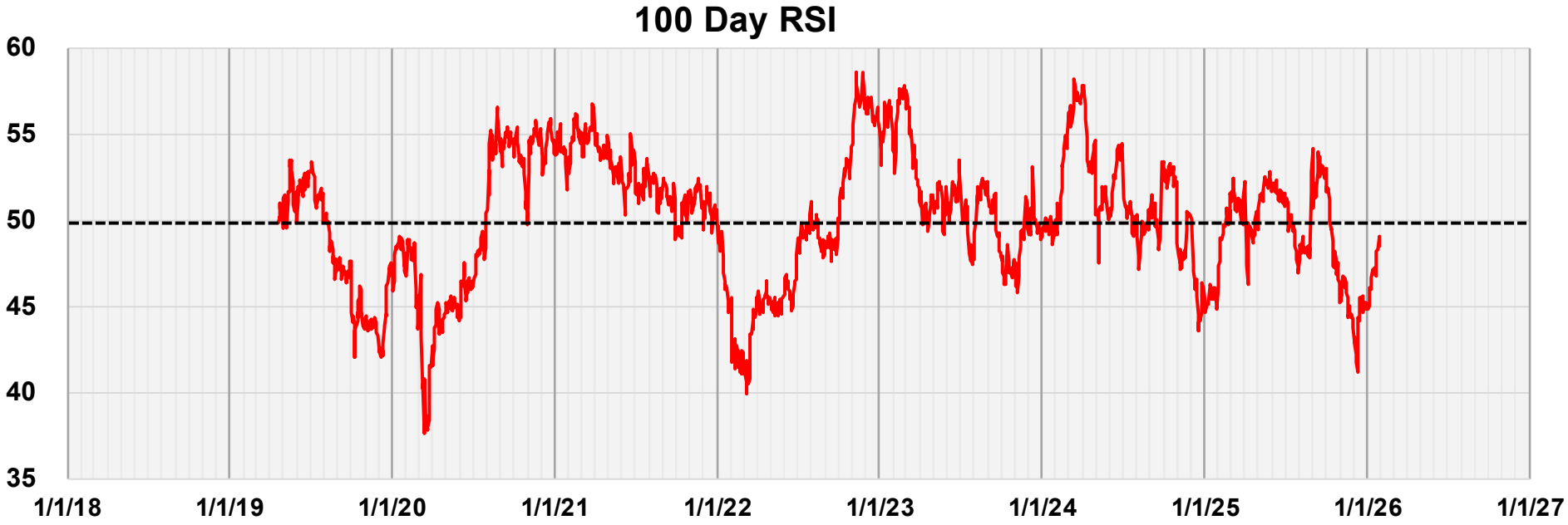

LIN
January 30, 2026
Modified Bollinger Bands
Sentiment King
$550
$500
$450
$400
$350
$300
$250
$200
$150
$100
1/1/19
1/1/20
1/1/21
1/1/22
1/1/23
1/1/24
1/1/25
1/1/26
1/1/27
LIN
Upper Band
Lower Band

January 30, 2026
LLY
Sentiment King
$1,920
$960
$480
$240
$120
$60
1/1/18
1/1/19
1/1/20
1/1/21
1/1/22
1/1/23
1/1/24
1/1/25
1/1/26
1/1/27

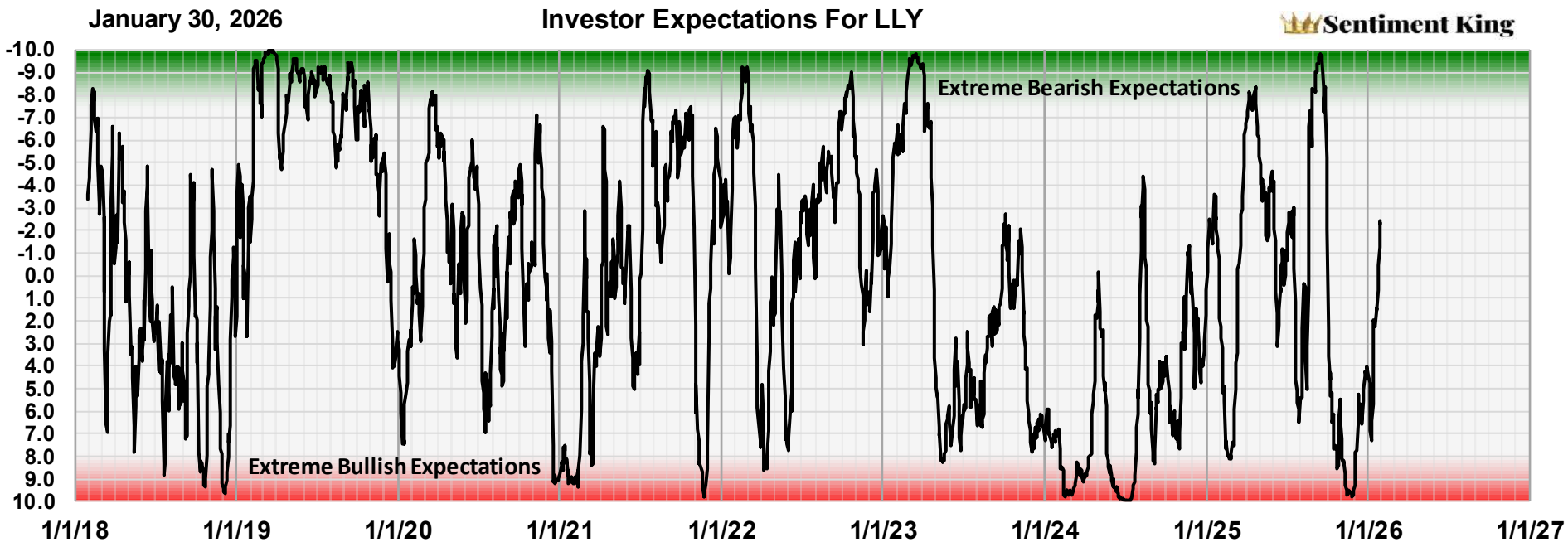
January 30, 2026
Investor Expectations For LLY
Sentiment King
Extreme Bearish Expectations
Extreme Bullish Expectations
-10.0
-9.0
-8.0
-7.0
-6.0
-5.0
-4.0
-3.0
-2.0
-1.0
0.0
1.0
2.0
3.0
4.0
5.0
6.0
7.0
8.0
9.0
10.0
1/1/18
1/1/19
1/1/20
1/1/21
1/1/22
1/1/23
1/1/24
1/1/25
1/1/26
1/1/27

January 30, 2026
LLY
Sentiment King
$1,920
$960
$480
$240
$120
$60
1/1/18
1/1/19
1/1/20
1/1/21
1/1/22
1/1/23
1/1/24
1/1/25
1/1/26
1/1/27

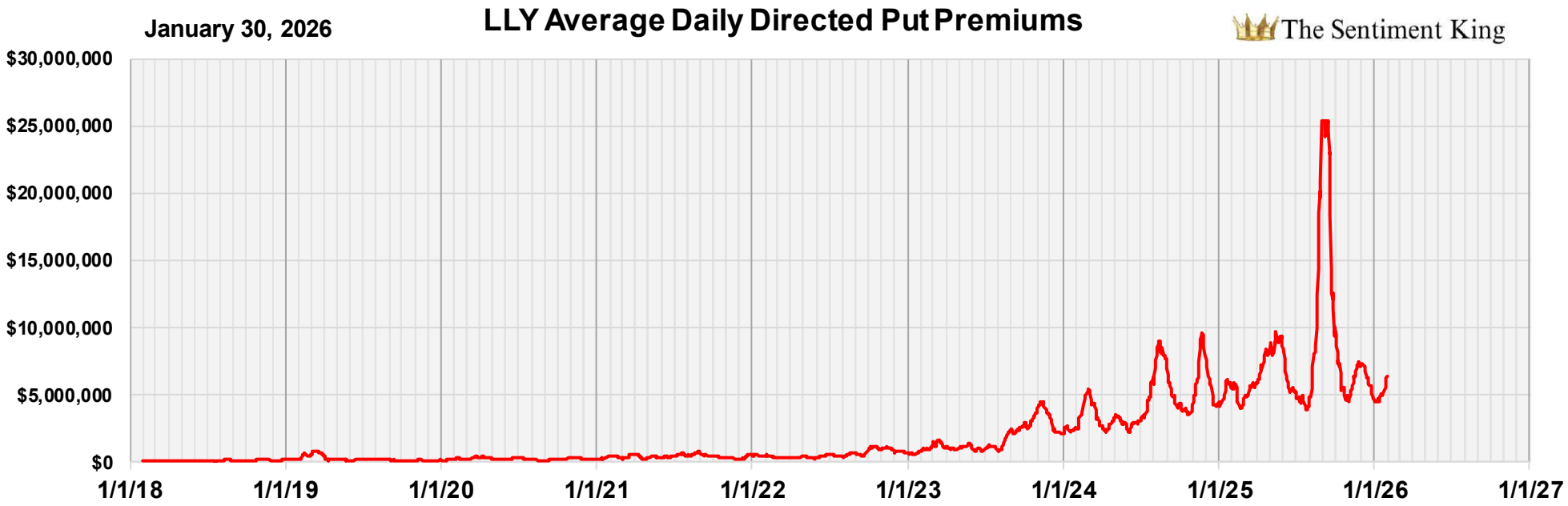
January 30, 2026
LLY Average Daily Directed Put Premiums
The Sentiment King
$30,000,000
$25,000,000
$20,000,000
$15,000,000
$10,000,000
$5,000,000
$0
1/1/18
1/1/19
1/1/20
1/1/21
1/1/22
1/1/23
1/1/24
1/1/25
1/1/26
1/1/27

January 30, 2026

LLY

Sentiment King

100 Day RSI

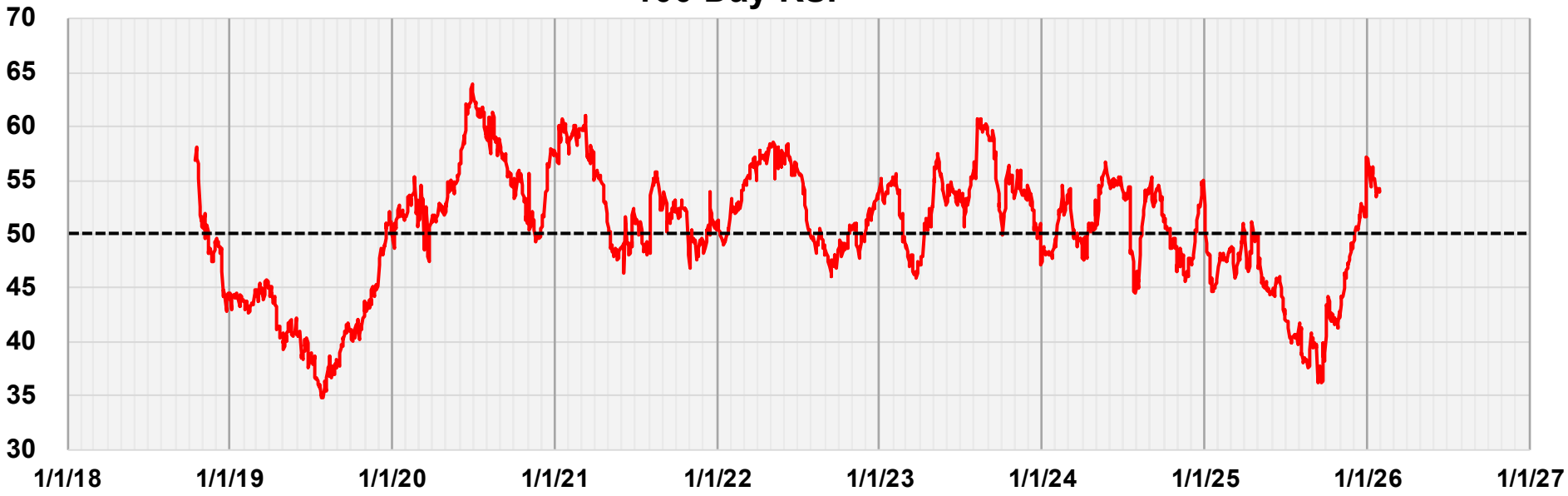

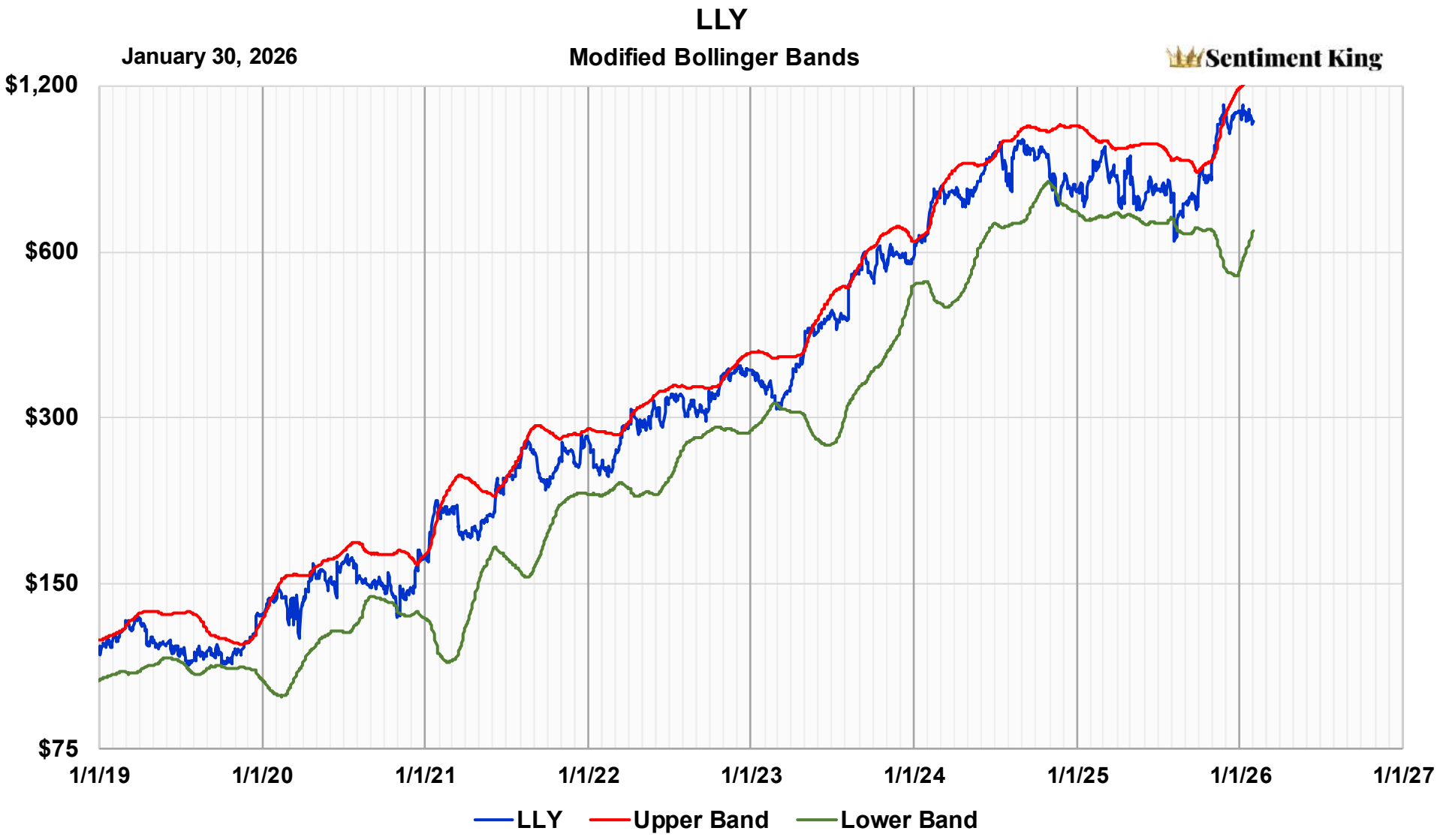
LLY
January 30, 2026
Modified Bollinger Bands
Sentiment King
$1,200
$600
$300
$150
$75
1/1/19
1/1/20
1/1/21
1/1/22
1/1/23
1/1/24
1/1/25
1/1/26
1/1/27
LLY
Upper Band
Lower Band

January 30, 2026
LRCX
Sentiment King
$320
$160
$80
$40
$20
$10
1/1/18
1/1/19
1/1/20
1/1/21
1/1/22
1/1/23
1/1/24
1/1/25
1/1/26
1/1/27

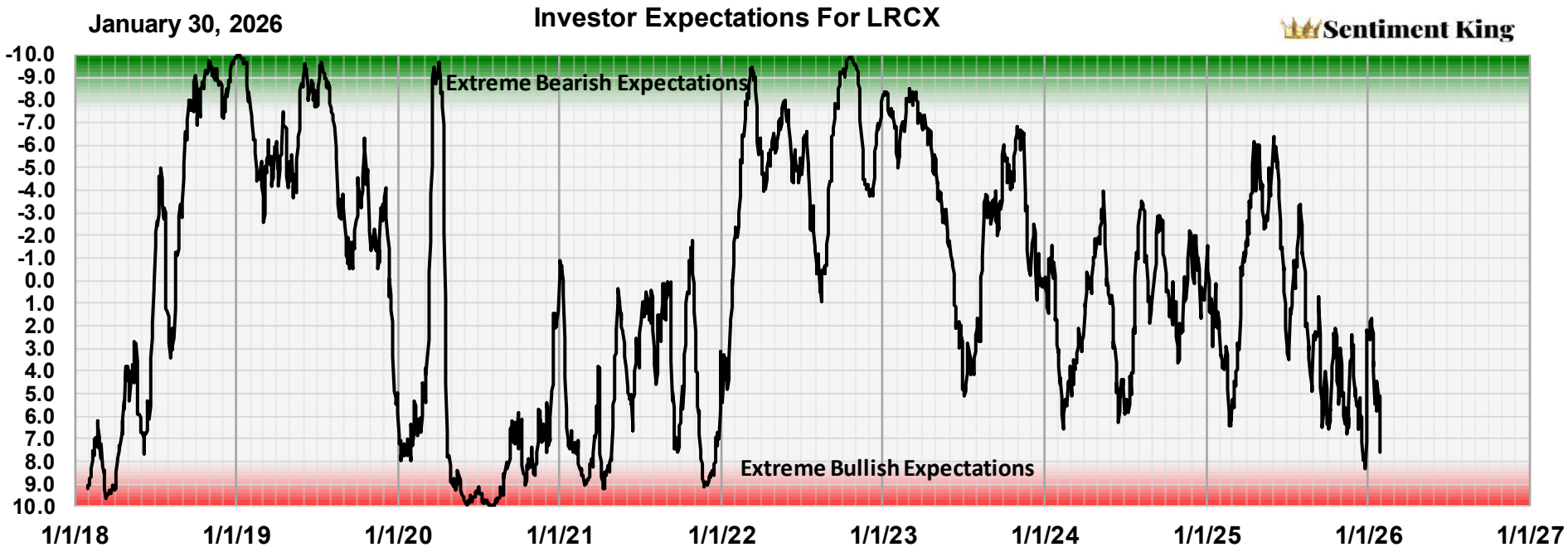
January 30, 2026
Investor Expectations For LRCX
Sentiment King
Extreme Bearish Expectations
Extreme Bullish Expectations
-10.0
-9.0
-8.0
-7.0
-6.0
-5.0
-4.0
-3.0
-2.0
-1.0
0.0
1.0
2.0
3.0
4.0
5.0
6.0
7.0
8.0
9.0
10.0
1/1/18
1/1/19
1/1/20
1/1/21
1/1/22
1/1/23
1/1/24
1/1/25
1/1/26
1/1/27

January 30, 2026
LRCX
Sentiment King
$320
$160
$80
$40
$20
$10
1/1/18
1/1/19
1/1/20
1/1/21
1/1/22
1/1/23
1/1/24
1/1/25
1/1/26
1/1/27

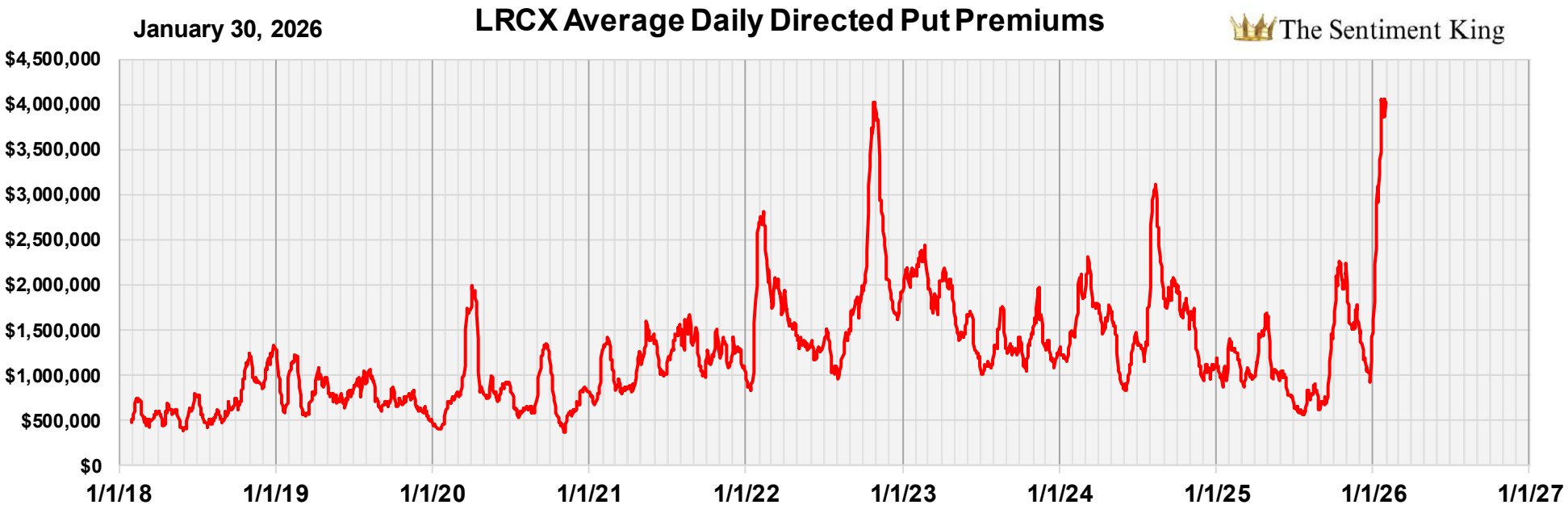
January 30, 2026
LRCX Average Daily Directed Put Premiums
The Sentiment King
$4,500,000
$4,000,000
$3,500,000
$3,000,000
$2,500,000
$2,000,000
$1,500,000
$1,000,000
$500,000
$0
1/1/18
1/1/19
1/1/20
1/1/21
1/1/22
1/1/23
1/1/24
1/1/25
1/1/26
1/1/27

January 30, 2026

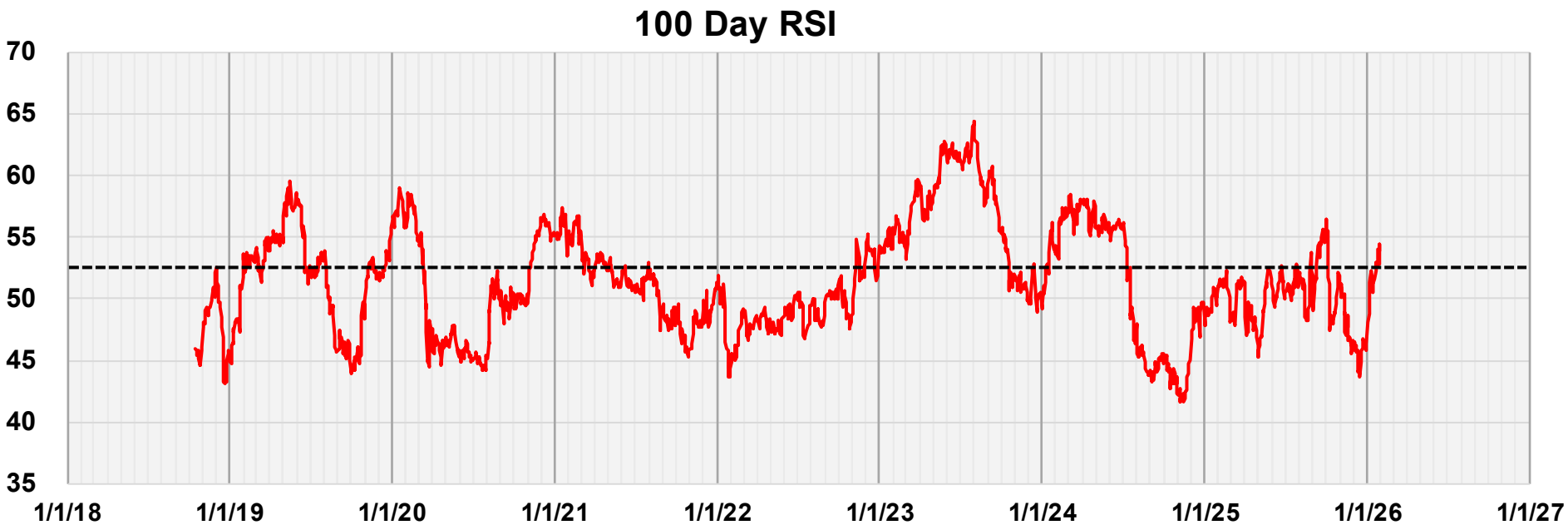

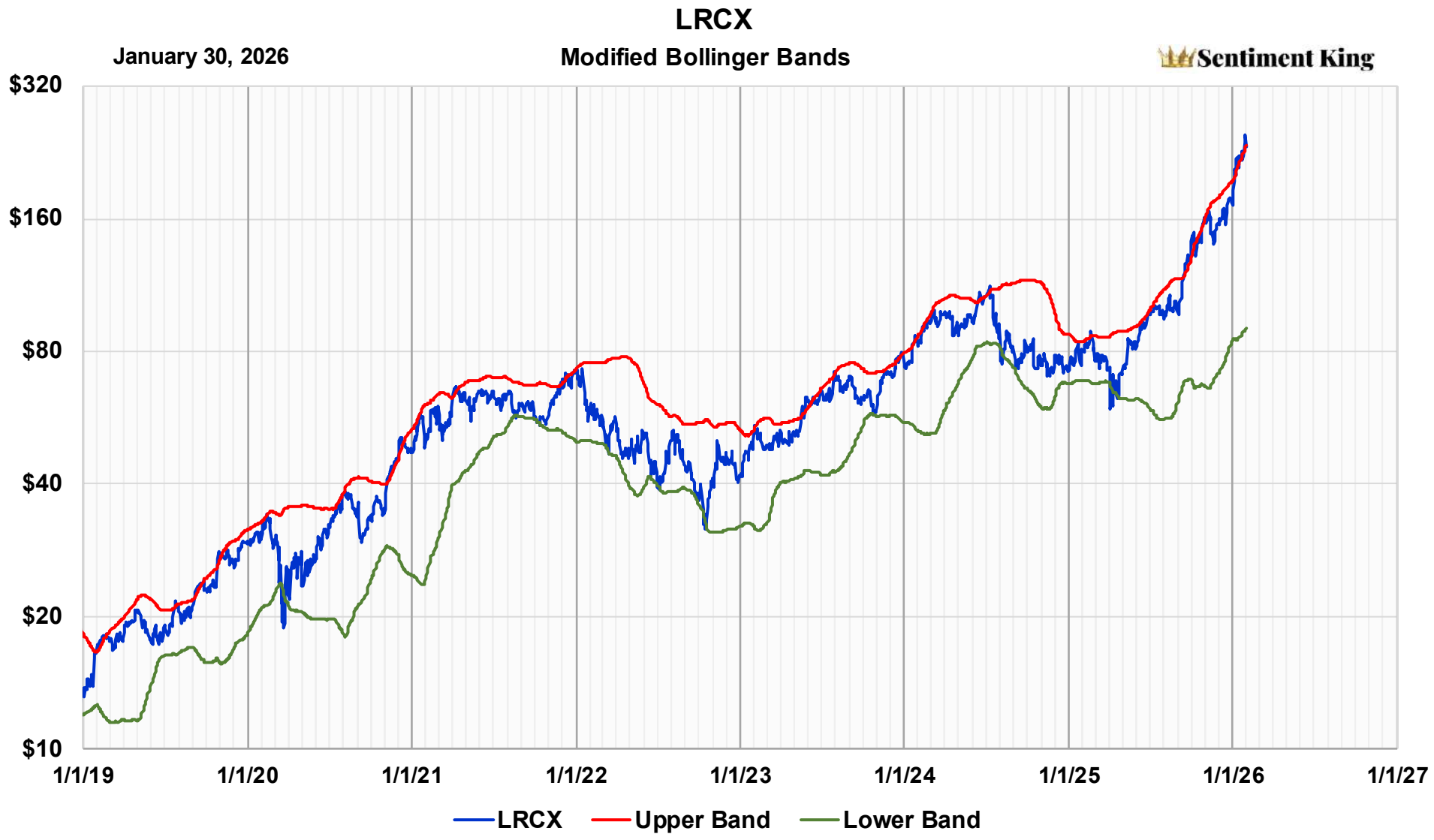
LRCX
January 30, 2026
Modified Bollinger Bands
Sentiment King
$320
$160
$80
$40
$20
$10
1/1/19
1/1/20
1/1/21
1/1/22
1/1/23
1/1/24
1/1/25
1/1/26
1/1/27
LRCX
Upper Band
Lower Band

January 30, 2026
LULU
Sentiment King
$575
$525
$475
$425
$375
$325
$275
$225
$175
$125
$75
1/1/18
1/1/19
1/1/20
1/1/21
1/1/22
1/1/23
1/1/24
1/1/25
1/1/26
1/1/27

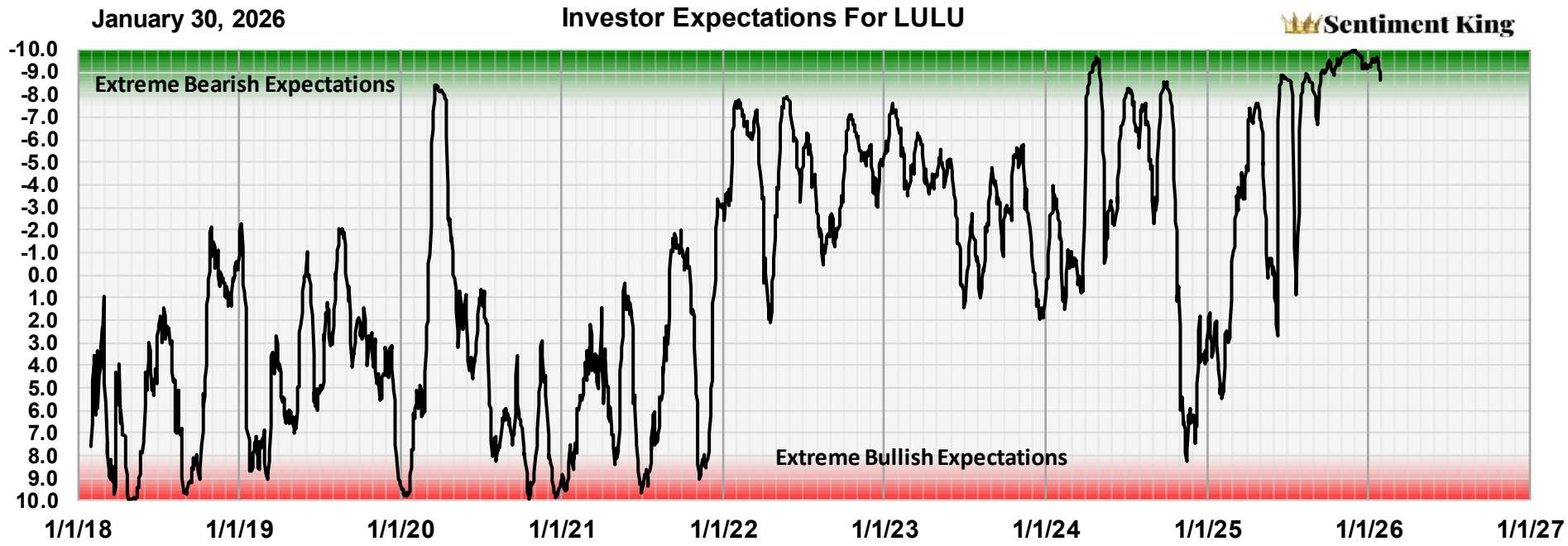
January 30, 2026
Investor Expectations For LULU
Sentiment King
Extreme Bearish Expectations
Extreme Bullish Expectations
-10.0
-9.0
-8.0
-7.0
-6.0
-5.0
-4.0
-3.0
-2.0
-1.0
0.0
1.0
2.0
3.0
4.0
5.0
6.0
7.0
8.0
9.0
10.0
1/1/18
1/1/19
1/1/20
1/1/21
1/1/22
1/1/23
1/1/24
1/1/25
1/1/26
1/1/27

January 30, 2026
LULU
Sentiment King
$575
$525
$475
$425
$375
$325
$275
$225
$175
$125
$75
1/1/18
1/1/19
1/1/20
1/1/21
1/1/22
1/1/23
1/1/24
1/1/25
1/1/26
1/1/27

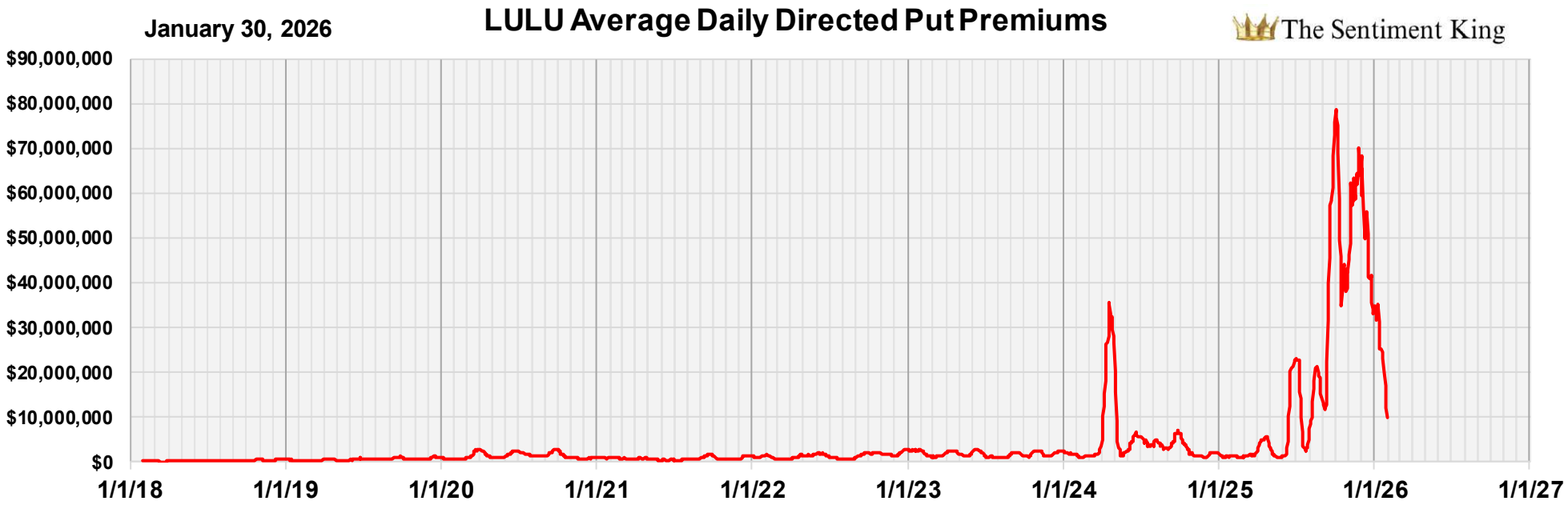
January 30, 2026
LULU Average Daily Directed Put Premiums
The Sentiment King
$90,000,000
$80,000,000
$70,000,000
$60,000,000
$50,000,000
$40,000,000
$30,000,000
$20,000,000
$10,000,000
$0
1/1/18
1/1/19
1/1/20
1/1/21
1/1/22
1/1/23
1/1/24
1/1/25
1/1/26
1/1/27

January 30, 2026

LULU

Sentiment King

100 Day RSI

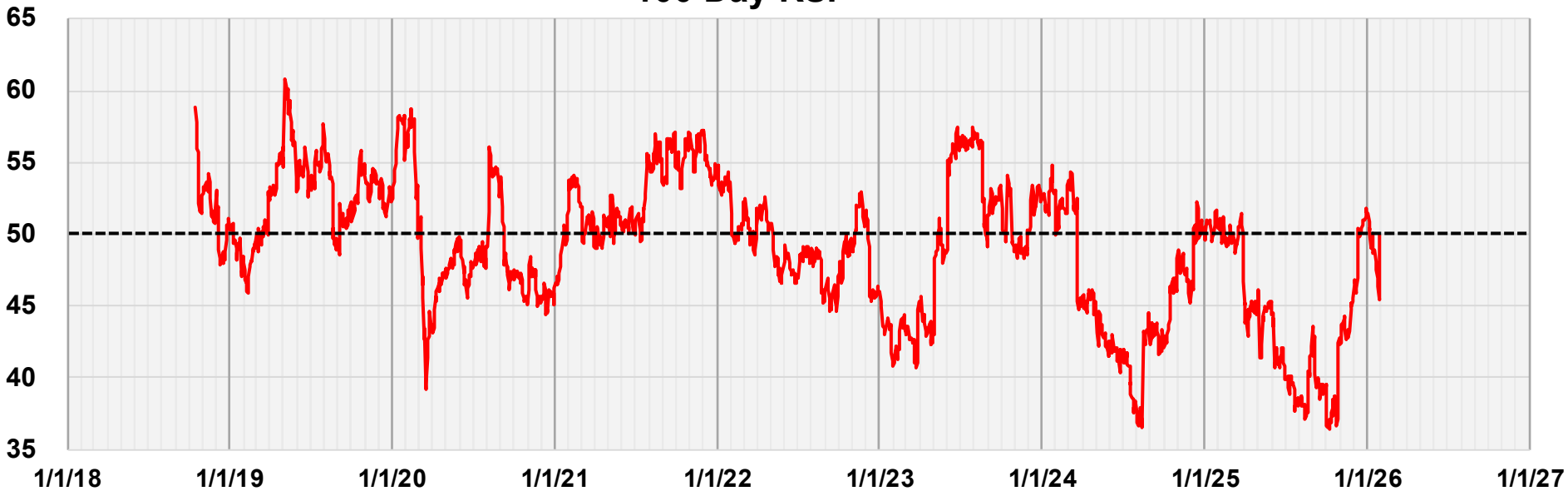

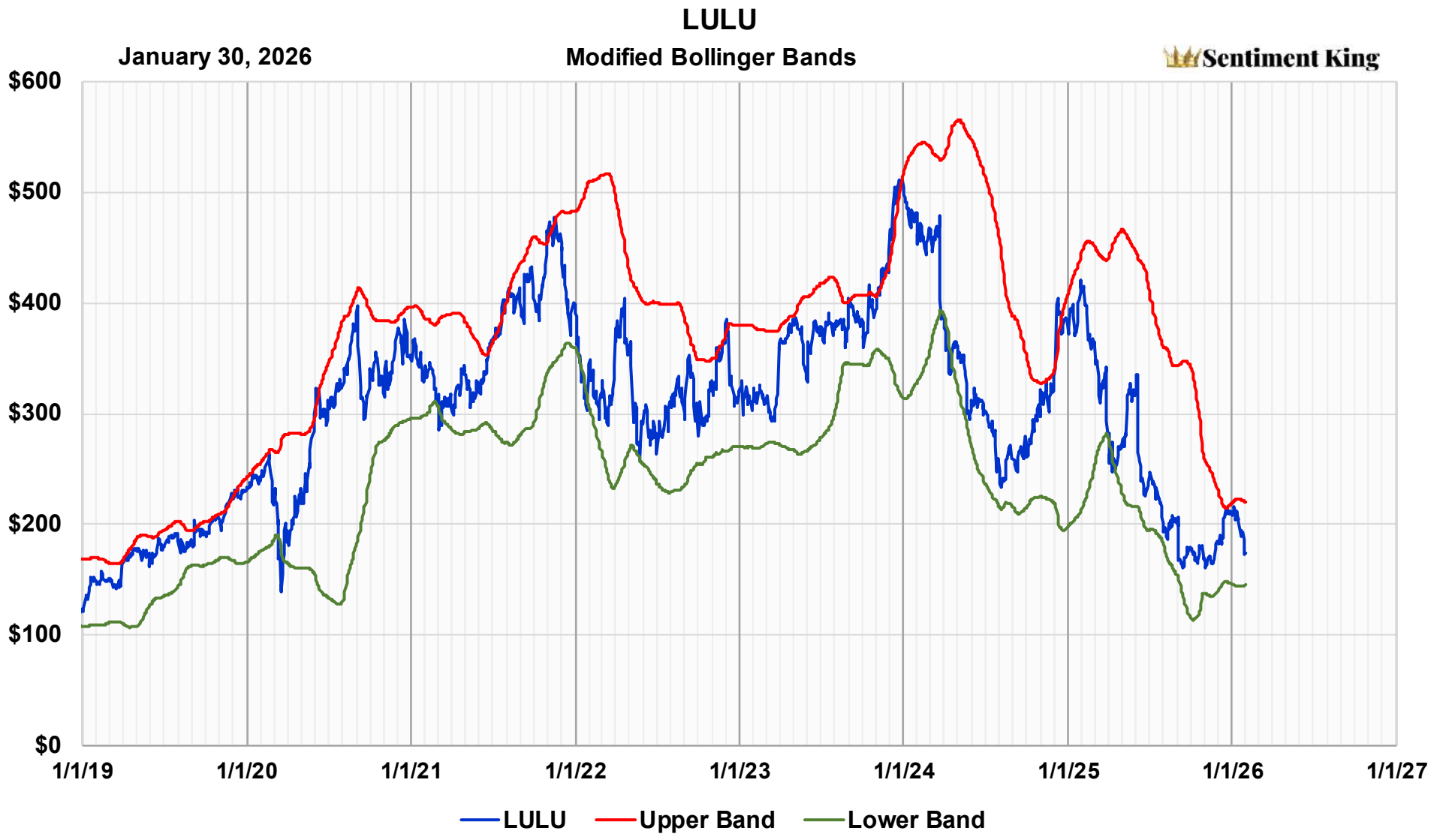
LULU
January 30, 2026
Modified Bollinger Bands
Sentiment King
$600
$500
$400
$300
$200
$100
$0
1/1/19
1/1/20
1/1/21
1/1/22
1/1/23
1/1/24
1/1/25
1/1/26
1/1/27
LULU
Upper Band
Lower Band

January 30, 2026
MA
Sentiment King
$625
$575
$525
$475
$425
$375
$325
$275
$225
$175
$125
1/1/18
1/1/19
1/1/20
1/1/21
1/1/22
1/1/23
1/1/24
1/1/25
1/1/26
1/1/27

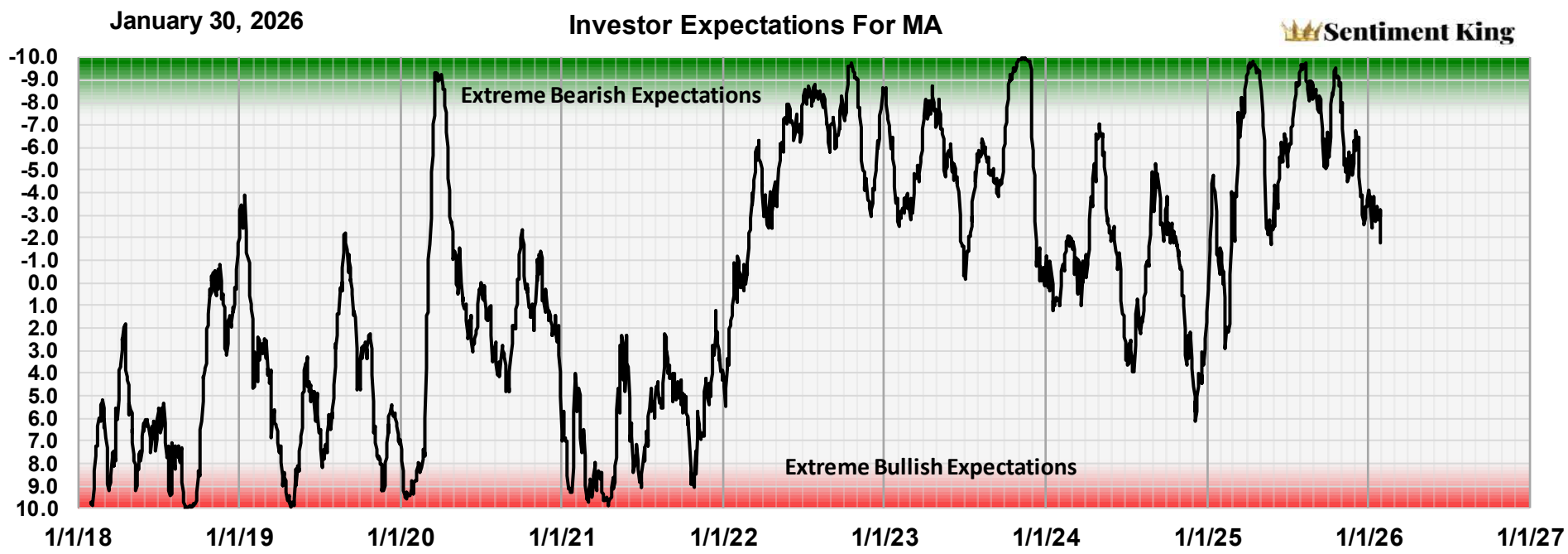
January 30, 2026
Investor Expectations For MA
Sentiment King
Extreme Bearish Expectations
Extreme Bullish Expectations
-10.0
-9.0
-8.0
-7.0
-6.0
-5.0
-4.0
-3.0
-2.0
-1.0
0.0
1.0
2.0
3.0
4.0
5.0
6.0
7.0
8.0
9.0
10.0
1/1/18
1/1/19
1/1/20
1/1/21
1/1/22
1/1/23
1/1/24
1/1/25
1/1/26
1/1/27

January 30, 2026
MA
Sentiment King
$625
$575
$525
$475
$425
$375
$325
$275
$225
$175
$125
1/1/18
1/1/19
1/1/20
1/1/21
1/1/22
1/1/23
1/1/24
1/1/25
1/1/26
1/1/27

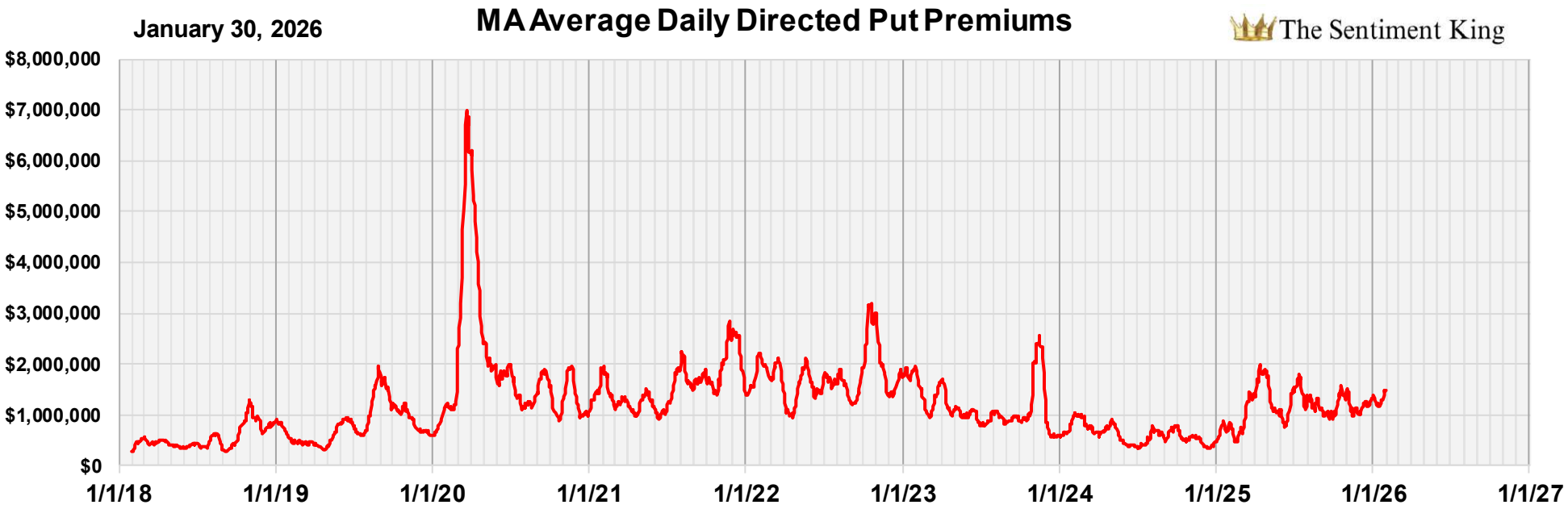
January 30, 2026
MA Average Daily Directed Put Premiums
The Sentiment King
$8,000,000
$7,000,000
$6,000,000
$5,000,000
$4,000,000
$3,000,000
$2,000,000
$1,000,000
$0
1/1/18
1/1/19
1/1/20
1/1/21
1/1/22
1/1/23
1/1/24
1/1/25
1/1/26
1/1/27

January 30, 2026
MA
Sentiment King
$625
$575
$525
$475
$425
$375
$325
$275
$225
$175
$125
1/1/18
1/1/19
1/1/20
1/1/21
1/1/22
1/1/23
1/1/24
1/1/25
1/1/26
1/1/27

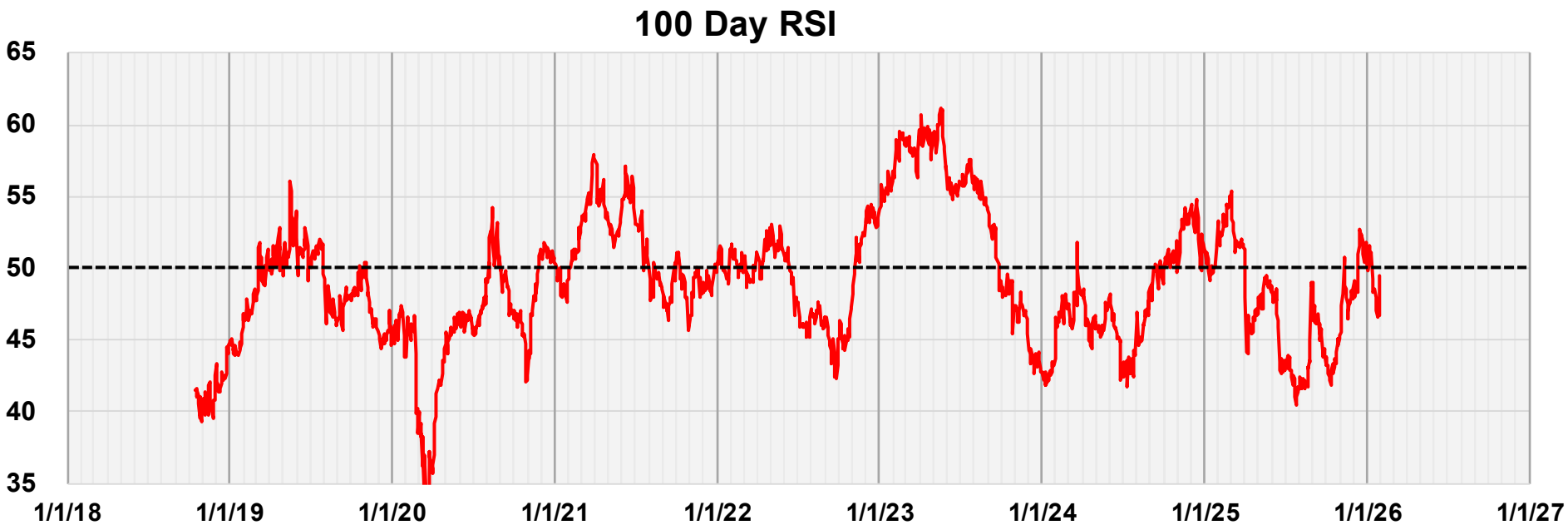
100 Day RSI
65
60
55
50
45
40
35
1/1/18
1/1/19
1/1/20
1/1/21
1/1/22
1/1/23
1/1/24
1/1/25
1/1/26
1/1/27

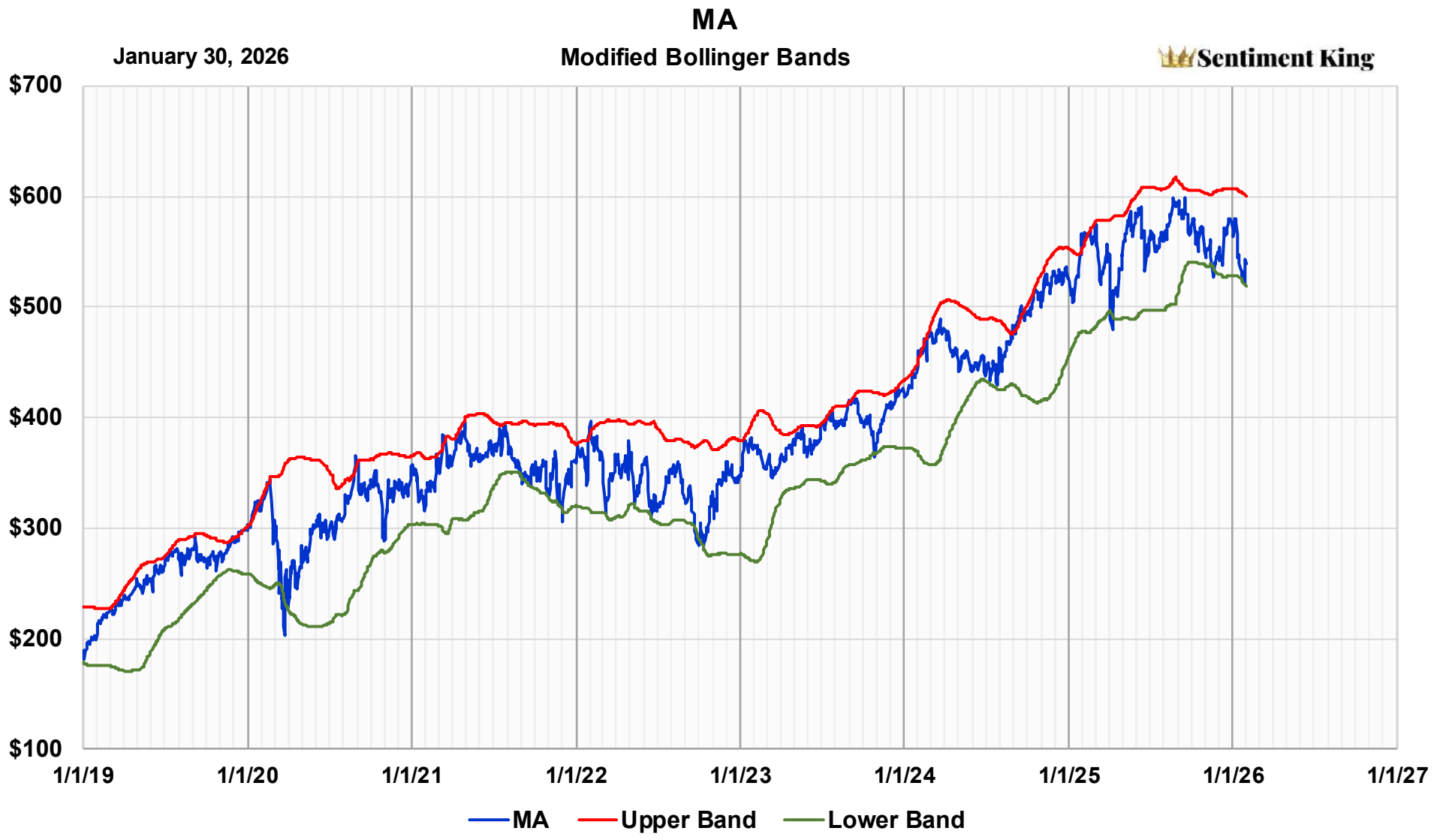
MA
January 30, 2026
Modified Bollinger Bands
Sentiment King
$700
$600
$500
$400
$300
$200
$100
1/1/19
1/1/20
1/1/21
1/1/22
1/1/23
1/1/24
1/1/25
1/1/26
1/1/27
MA
Upper Band
Lower Band

January 30, 2026
MCD
Sentiment King
$350
$325
$300
$275
$250
$225
$200
$175
$150
$125
1/1/18
1/1/19
1/1/20
1/1/21
1/1/22
1/1/23
1/1/24
1/1/25
1/1/26
1/1/27

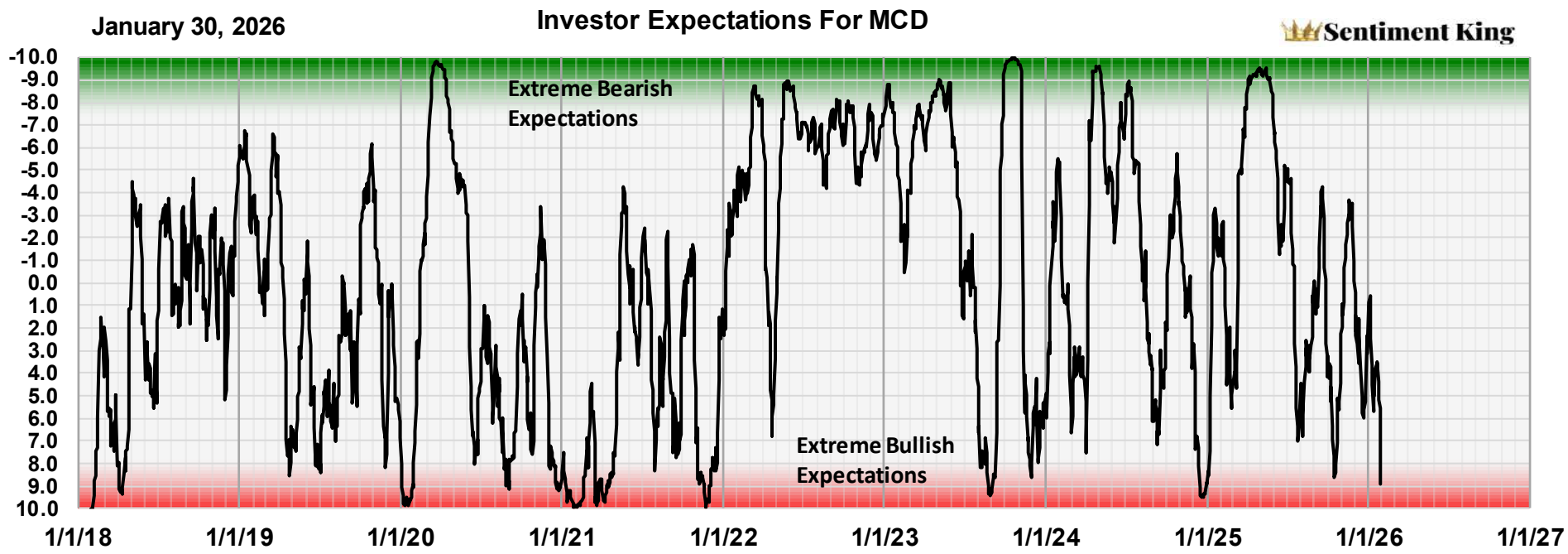
January 30, 2026
Investor Expectations For MCD
Sentiment King
Extreme Bearish Expectations
Extreme Bullish Expectations
-10.0
-9.0
-8.0
-7.0
-6.0
-5.0
-4.0
-3.0
-2.0
-1.0
0.0
1.0
2.0
3.0
4.0
5.0
6.0
7.0
8.0
9.0
10.0
1/1/18
1/1/19
1/1/20
1/1/21
1/1/22
1/1/23
1/1/24
1/1/25
1/1/26
1/1/27

January 30, 2026
MCD
Sentiment King
$350
$325
$300
$275
$250
$225
$200
$175
$150
$125
1/1/18
1/1/19
1/1/20
1/1/21
1/1/22
1/1/23
1/1/24
1/1/25
1/1/26
1/1/27

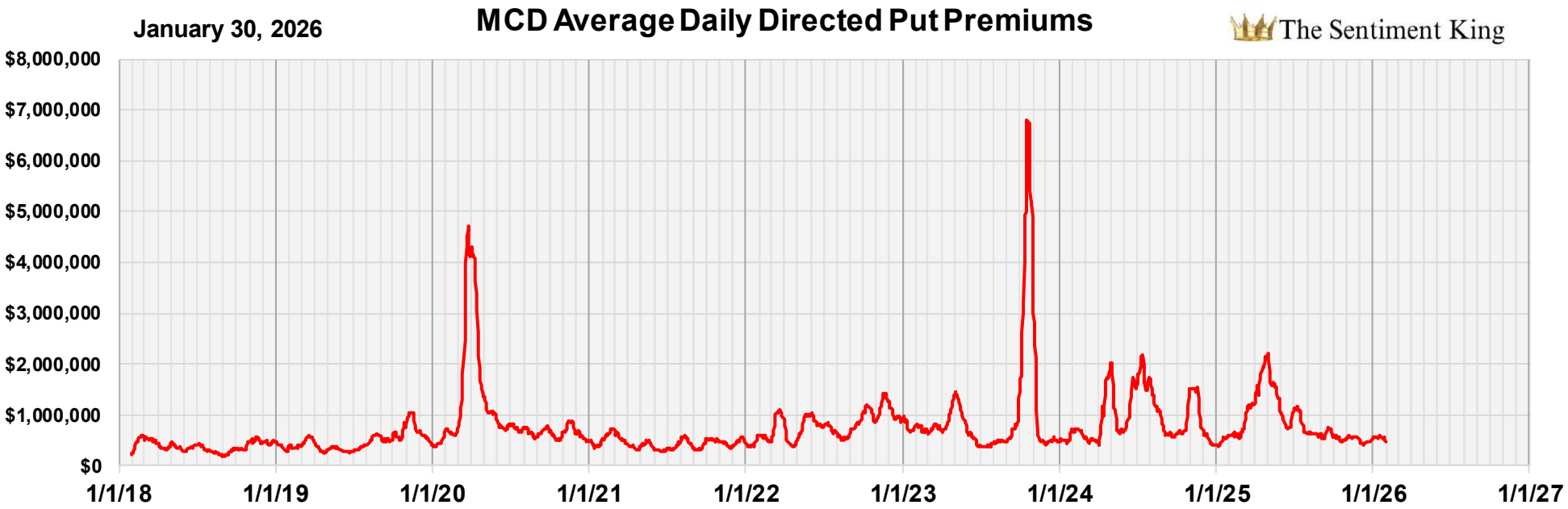
January 30, 2026
MCD Average Daily Directed Put Premiums
The Sentiment King
$8,000,000
$7,000,000
$6,000,000
$5,000,000
$4,000,000
$3,000,000
$2,000,000
$1,000,000
$0
1/1/18
1/1/19
1/1/20
1/1/21
1/1/22
1/1/23
1/1/24
1/1/25
1/1/26
1/1/27

January 30, 2026

MCD

Sentiment King

100 Day RSI

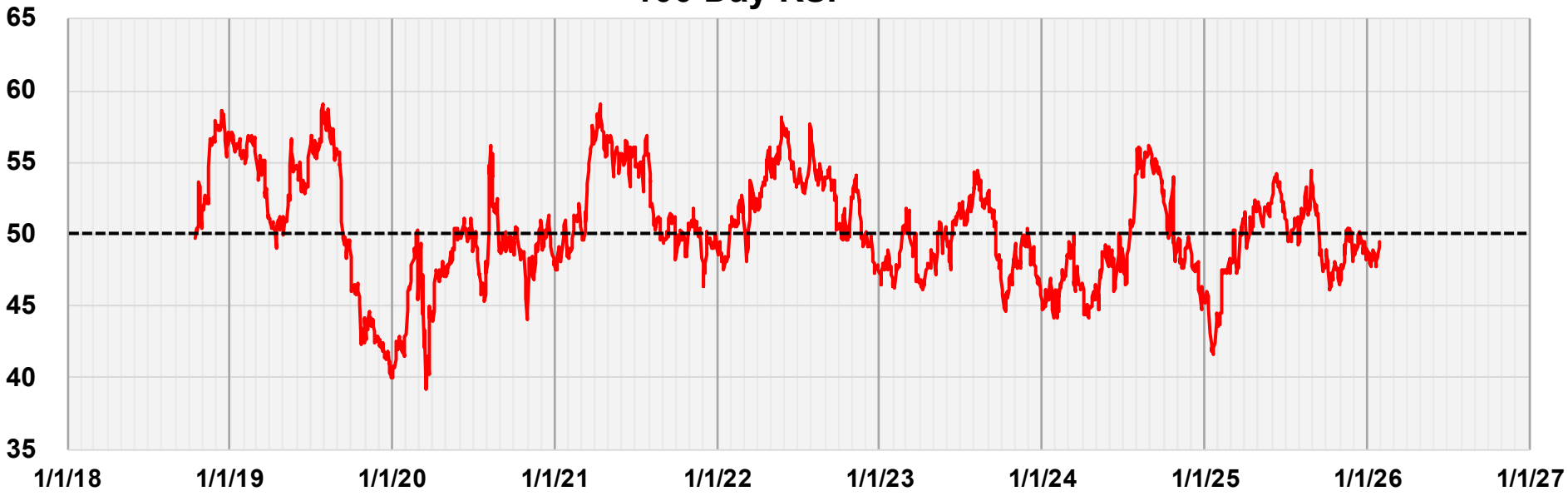

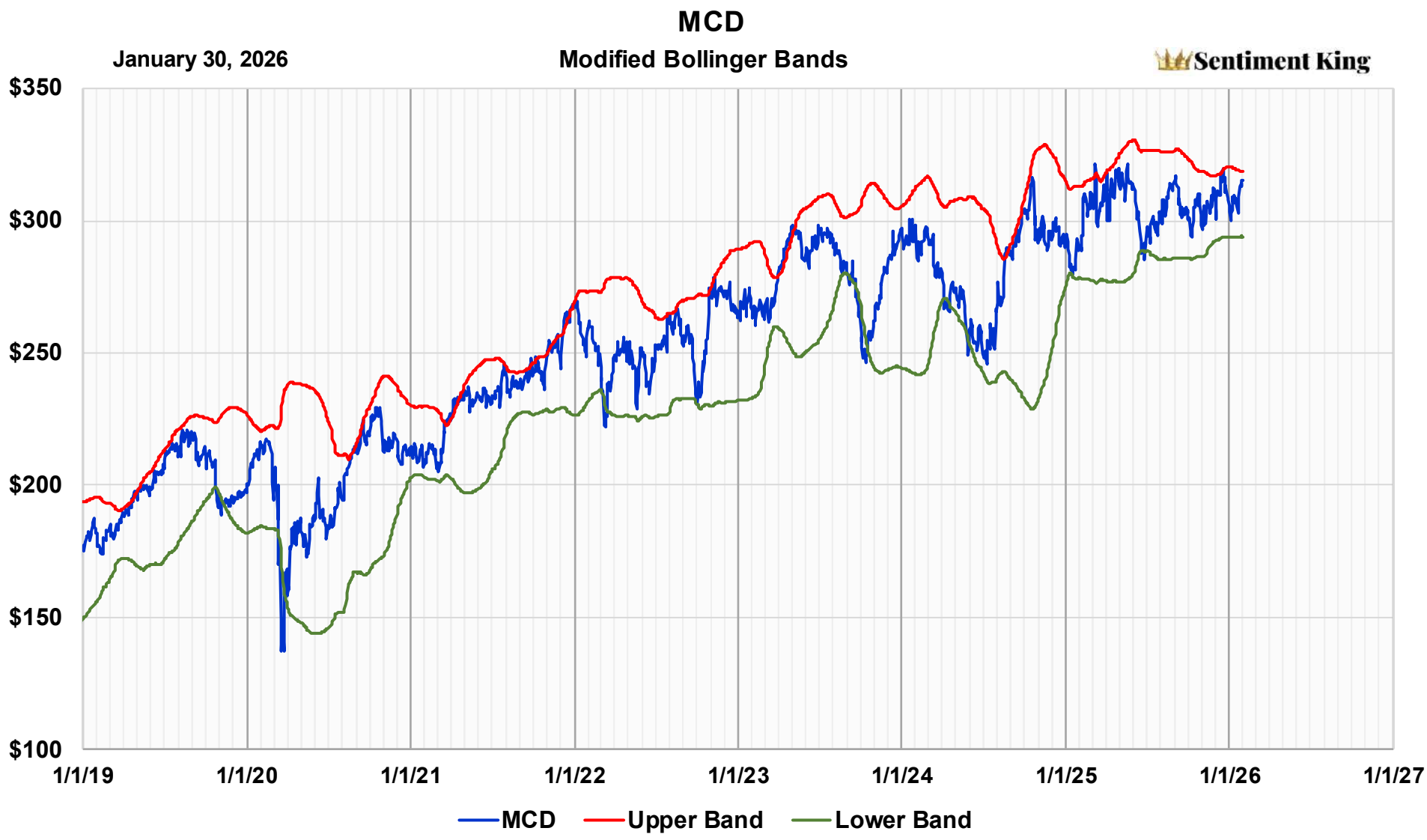
MCD
January 30, 2026
Modified Bollinger Bands
Sentiment King
$350
$300
$250
$200
$150
$100
1/1/19
1/1/20
1/1/21
1/1/22
1/1/23
1/1/24
1/1/25
1/1/26
1/1/27
MCD
Upper Band
Lower Band

January 30, 2026
MELI
Sentiment King
$3,200
$1,600
$800
$400
$200
1/1/18
1/1/19
1/1/20
1/1/21
1/1/22
1/1/23
1/1/24
1/1/25
1/1/26
1/1/27

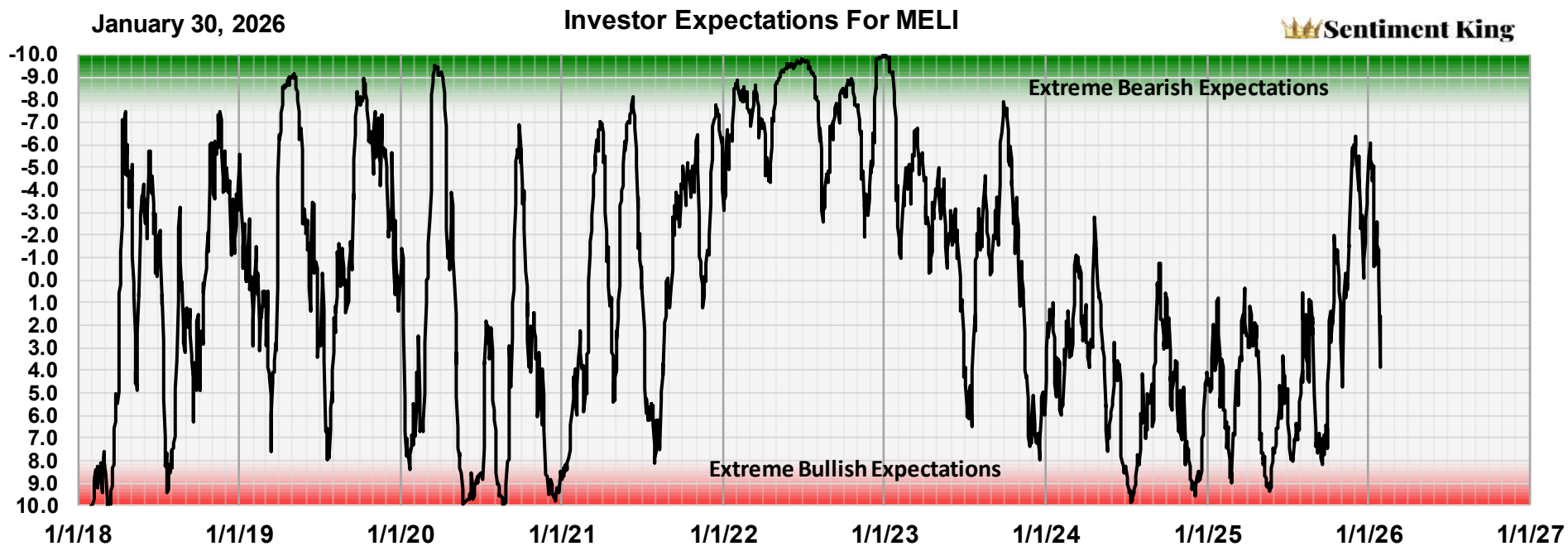
January 30, 2026
Investor Expectations For MELI
Sentiment King
Extreme Bearish Expectations
Extreme Bullish Expectations
-10.0
-9.0
-8.0
-7.0
-6.0
-5.0
-4.0
-3.0
-2.0
-1.0
0.0
1.0
2.0
3.0
4.0
5.0
6.0
7.0
8.0
9.0
10.0
1/1/18
1/1/19
1/1/20
1/1/21
1/1/22
1/1/23
1/1/24
1/1/25
1/1/26
1/1/27

January 30, 2026
MELI
Sentiment King
$3,200
$1,600
$800
$400
$200
1/1/18
1/1/19
1/1/20
1/1/21
1/1/22
1/1/23
1/1/24
1/1/25
1/1/26
1/1/27

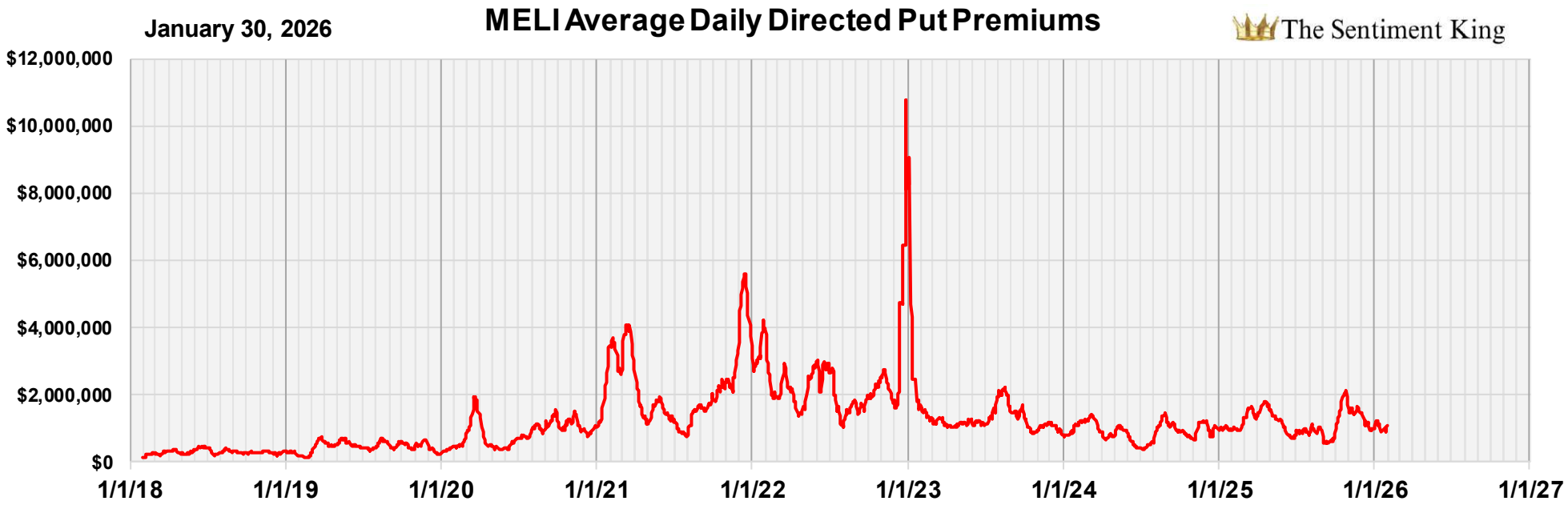
January 30, 2026
MELI Average Daily Directed Put Premiums
The Sentiment King
$12,000,000
$10,000,000
$8,000,000
$6,000,000
$4,000,000
$2,000,000
$0
1/1/18
1/1/19
1/1/20
1/1/21
1/1/22
1/1/23
1/1/24
1/1/25
1/1/26
1/1/27

January 30, 2026

MELI

Sentiment King

100 Day RSI

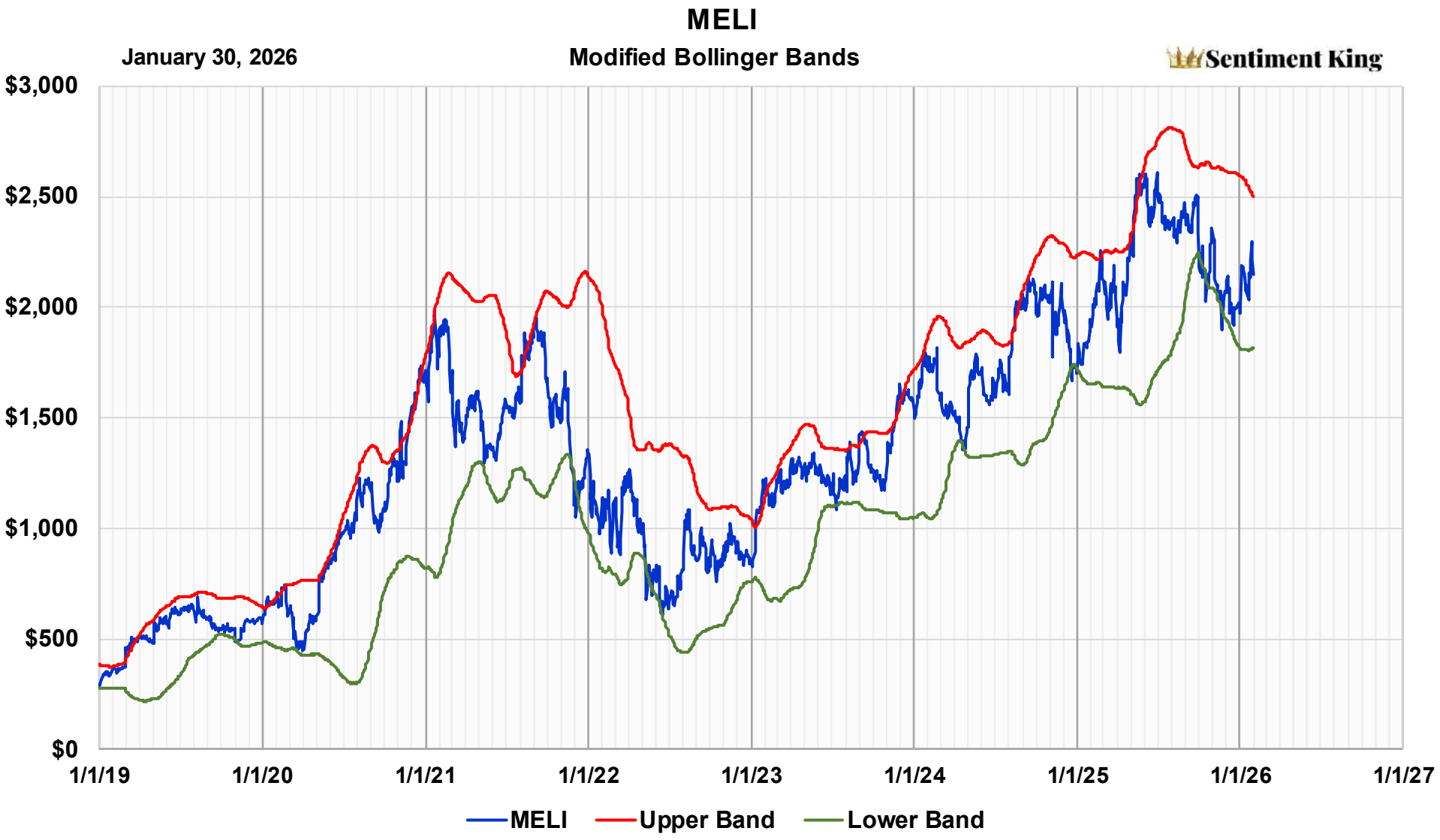
MELI
January 30, 2026
Modified Bollinger Bands
Sentiment King
$3,000
$2,500
$2,000
$1,500
$1,000
$500
$0
1/1/19
1/1/20
1/1/21
1/1/22
1/1/23
1/1/24
1/1/25
1/1/26
1/1/27
MELI
Upper Band
Lower Band

January 30, 2026
META
Sentiment King
$1,200
$600
$300
$150
$75
1/1/18
1/1/19
1/1/20
1/1/21
1/1/22
1/1/23
1/1/24
1/1/25
1/1/26
1/1/27

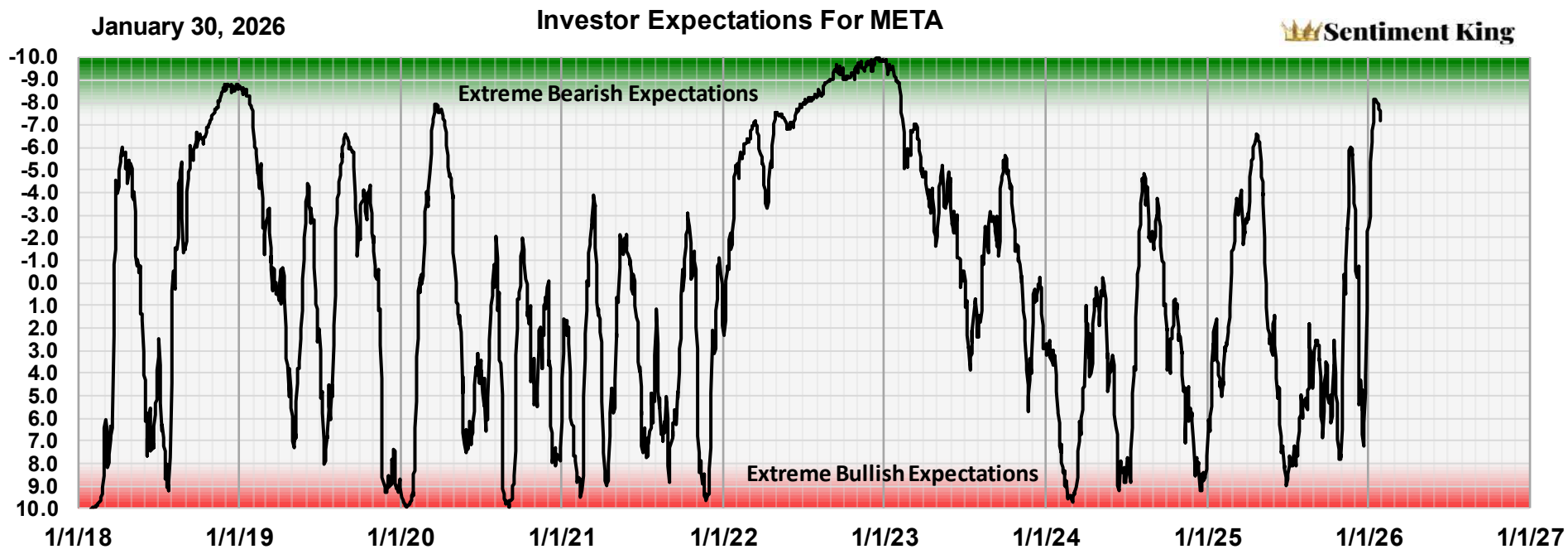
January 30, 2026
Investor Expectations For META
Sentiment King
Extreme Bearish Expectations
Extreme Bullish Expectations
-10.0
-9.0
-8.0
-7.0
-6.0
-5.0
-4.0
-3.0
-2.0
-1.0
0.0
1.0
2.0
3.0
4.0
5.0
6.0
7.0
8.0
9.0
10.0
1/1/18
1/1/19
1/1/20
1/1/21
1/1/22
1/1/23
1/1/24
1/1/25
1/1/26
1/1/27

January 30, 2026
META
Sentiment King
$1,200
$600
$300
$150
$75
1/1/18
1/1/19
1/1/20
1/1/21
1/1/22
1/1/23
1/1/24
1/1/25
1/1/26
1/1/27

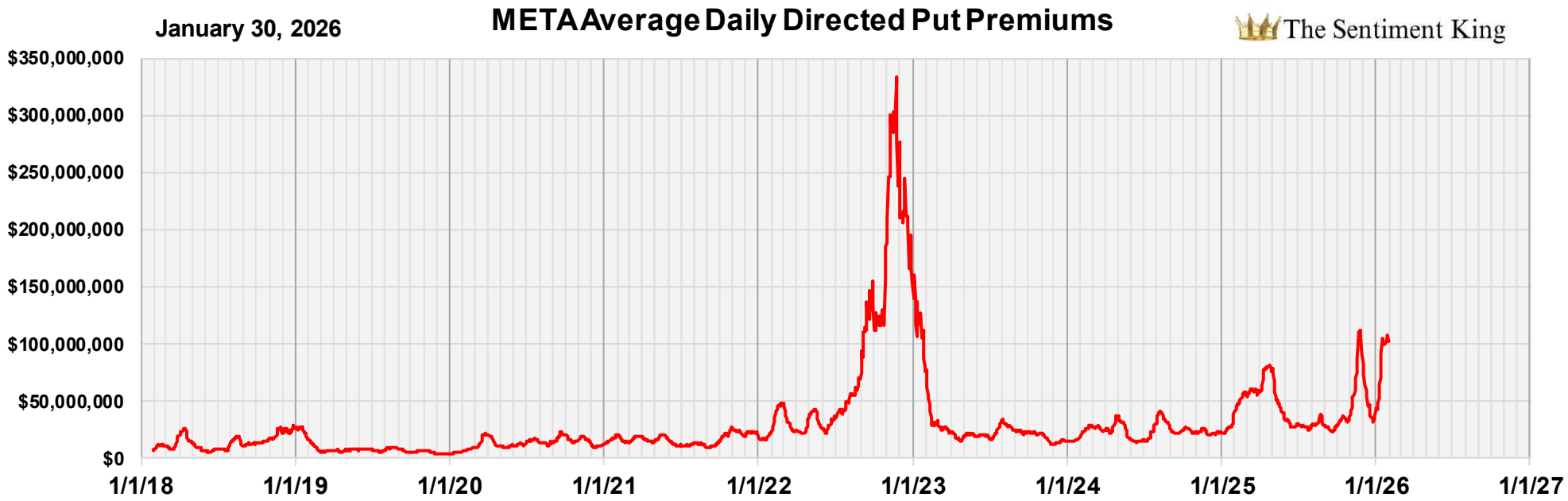
January 30, 2026
META Average Daily Directed Put Premiums
The Sentiment King
$350,000,000
$300,000,000
$250,000,000
$200,000,000
$150,000,000
$100,000,000
$50,000,000
$0
1/1/18
1/1/19
1/1/20
1/1/21
1/1/22
1/1/23
1/1/24
1/1/25
1/1/26
1/1/27

January 30, 2026

META

Sentiment King

100 Day RSI

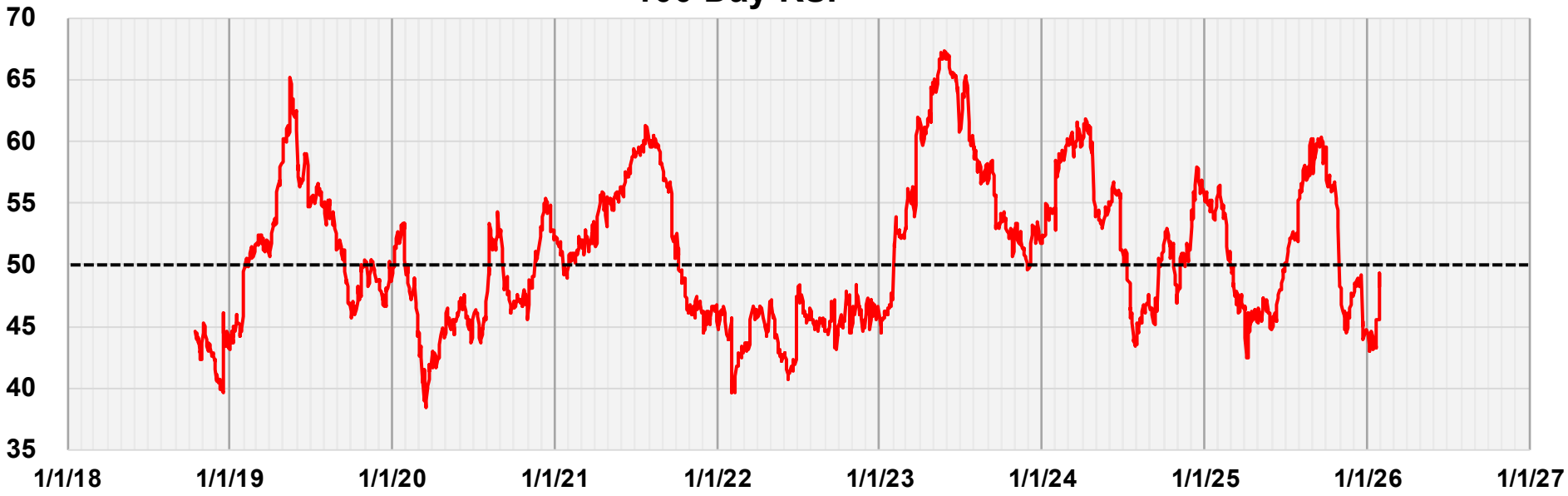

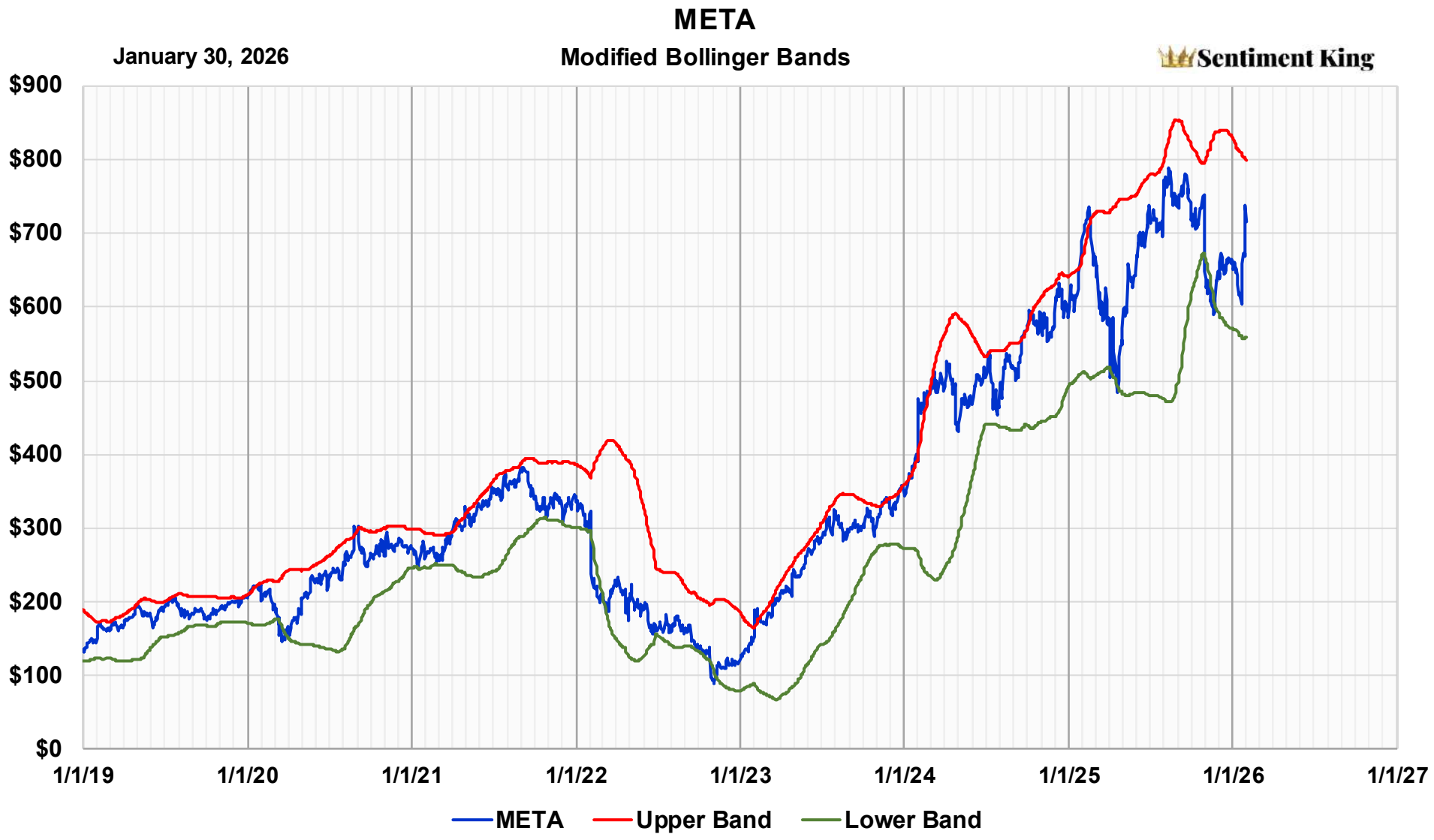
META
January 30, 2026
Modified Bollinger Bands
Sentiment King
$900
$800
$700
$600
$500
$400
$300
$200
$100
$0
1/1/19
1/1/20
1/1/21
1/1/22
1/1/23
1/1/24
1/1/25
1/1/26
1/1/27
META
Upper Band
Lower Band

January 30, 2026
MRK
Sentiment King
$140
$130
$120
$110
$100
$90
$80
$70
$60
$50
1/1/18
1/1/19
1/1/20
1/1/21
1/1/22
1/1/23
1/1/24
1/1/25
1/1/26
1/1/27

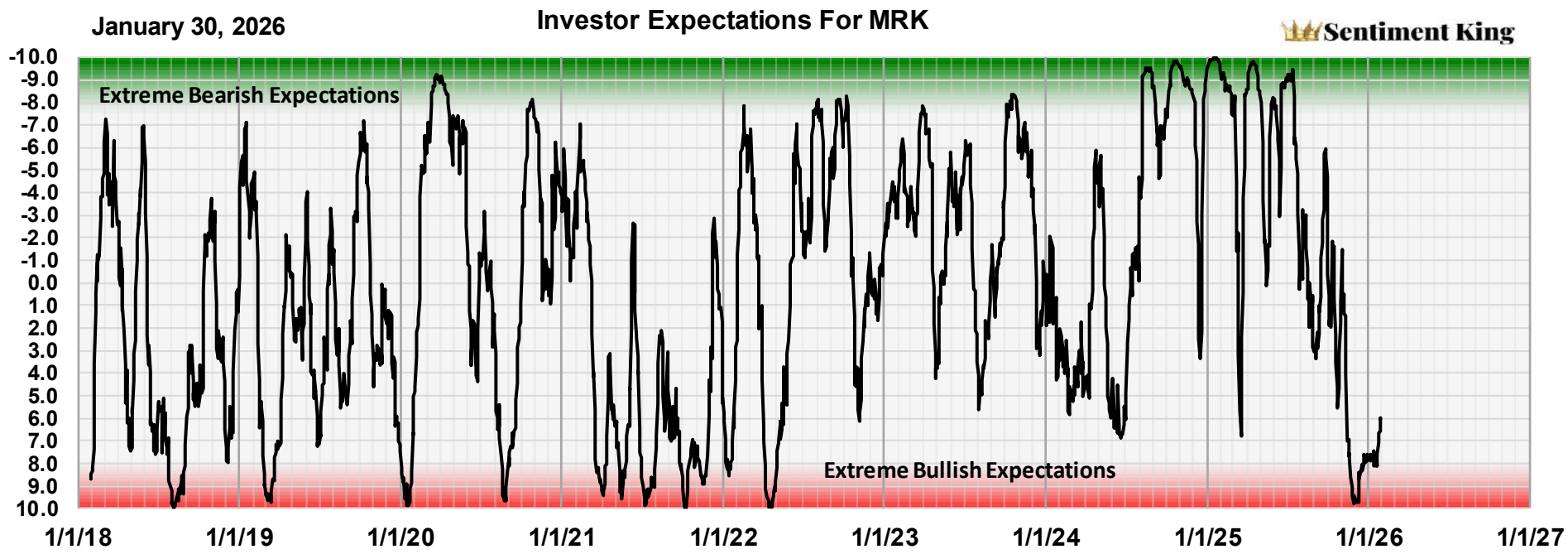
January 30, 2026
Investor Expectations For MRK
Sentiment King
Extreme Bearish Expectations
Extreme Bullish Expectations
-10.0
-9.0
-8.0
-7.0
-6.0
-5.0
-4.0
-3.0
-2.0
-1.0
0.0
1.0
2.0
3.0
4.0
5.0
6.0
7.0
8.0
9.0
10.0
1/1/18
1/1/19
1/1/20
1/1/21
1/1/22
1/1/23
1/1/24
1/1/25
1/1/26
1/1/27

January 30, 2026
MRK
Sentiment King
$140
$130
$120
$110
$100
$90
$80
$70
$60
$50
1/1/18
1/1/19
1/1/20
1/1/21
1/1/22
1/1/23
1/1/24
1/1/25
1/1/26
1/1/27

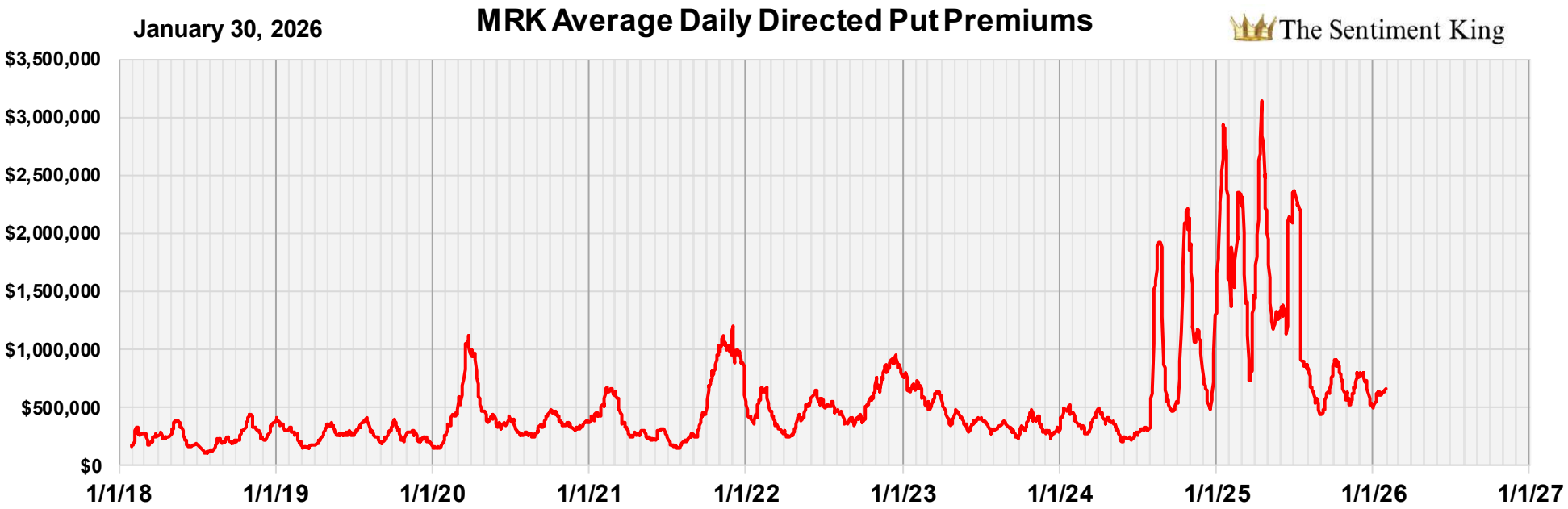
January 30, 2026
MRK Average Daily Directed Put Premiums
The Sentiment King
$3,500,000
$3,000,000
$2,500,000
$2,000,000
$1,500,000
$1,000,000
$500,000
$0
1/1/18
1/1/19
1/1/20
1/1/21
1/1/22
1/1/23
1/1/24
1/1/25
1/1/26
1/1/27

January 30, 2026

MRK

Sentiment King

100 Day RSI

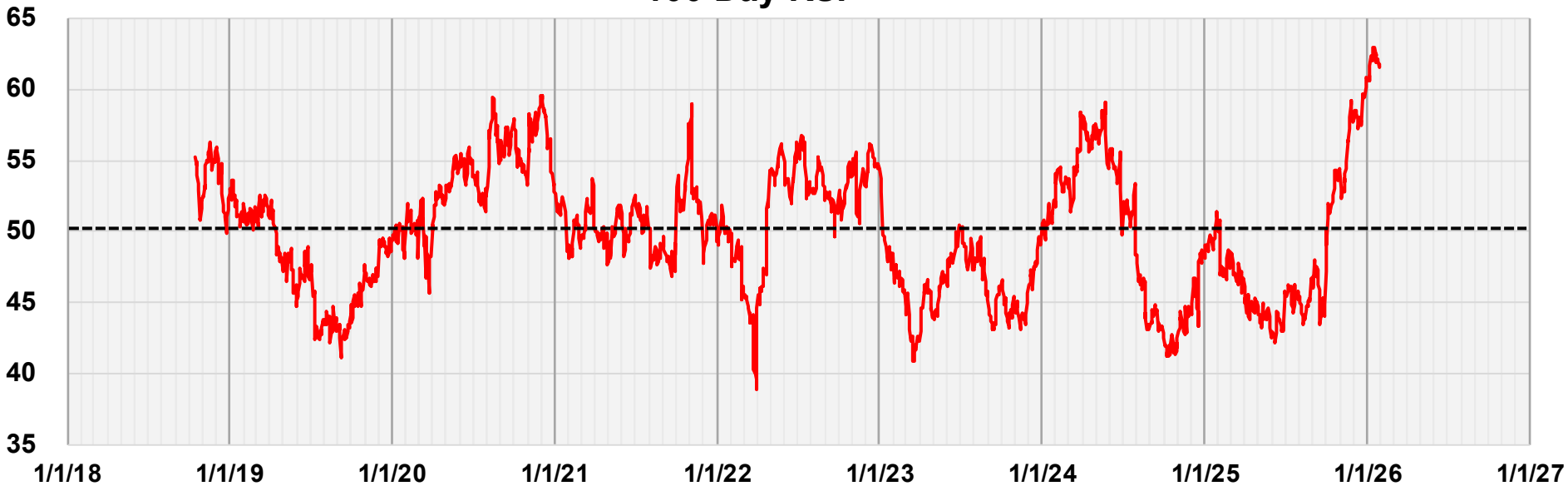

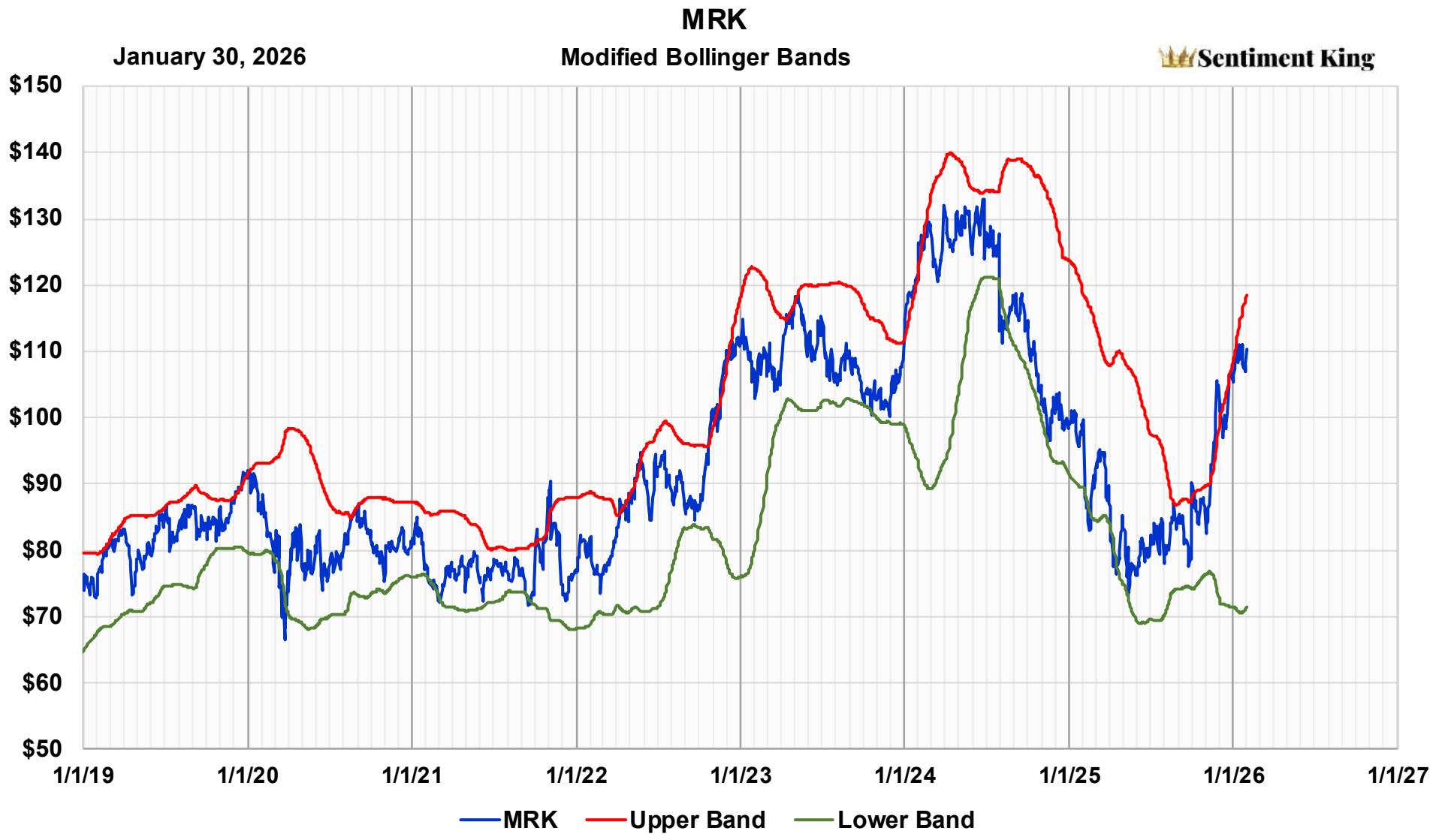
MRK
January 30, 2026
Modified Bollinger Bands
Sentiment King
$150
$140
$130
$120
$110
$100
$90
$80
$70
$60
$50
1/1/19
1/1/20
1/1/21
1/1/22
1/1/23
1/1/24
1/1/25
1/1/26
1/1/27
MRK
Upper Band
Lower Band

January 30, 2026
MRVL
Sentiment King
$160
$80
$40
$20
$10
1/1/18
1/1/19
1/1/20
1/1/21
1/1/22
1/1/23
1/1/24
1/1/25
1/1/26
1/1/27

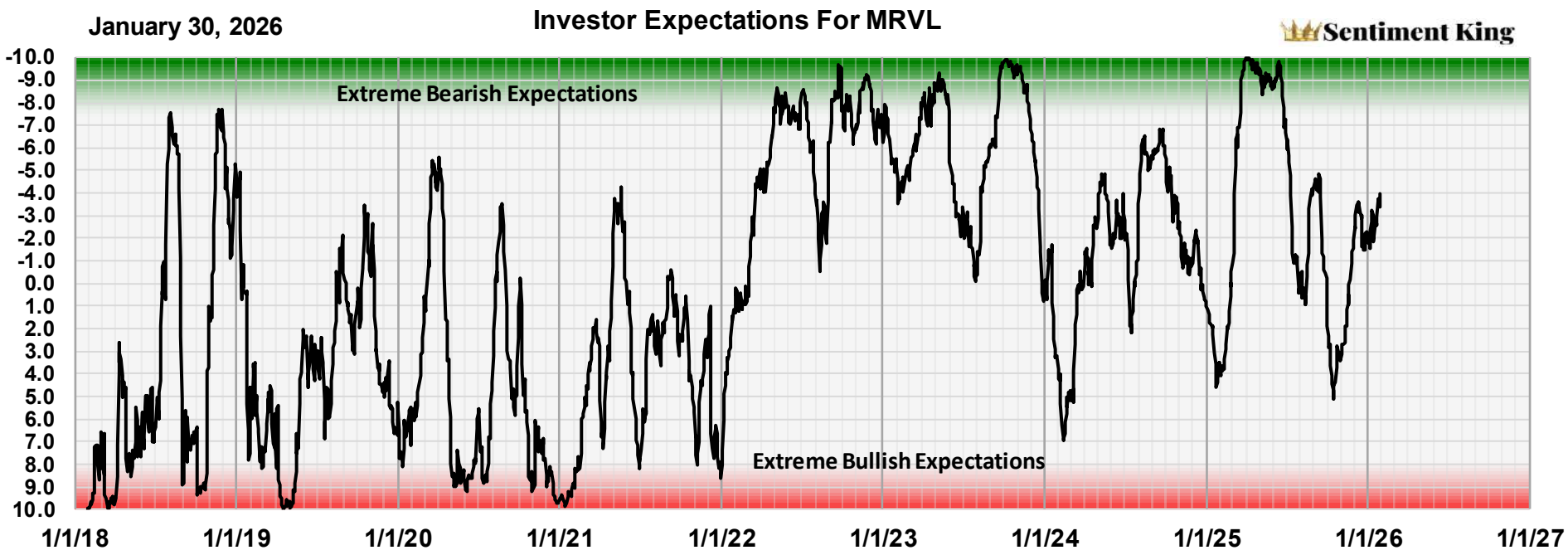
January 30, 2026
Investor Expectations For MRVL
Sentiment King
Extreme Bearish Expectations
Extreme Bullish Expectations
-10.0
-9.0
-8.0
-7.0
-6.0
-5.0
-4.0
-3.0
-2.0
-1.0
0.0
1.0
2.0
3.0
4.0
5.0
6.0
7.0
8.0
9.0
10.0
1/1/18
1/1/19
1/1/20
1/1/21
1/1/22
1/1/23
1/1/24
1/1/25
1/1/26
1/1/27

January 30, 2026
MRVL
Sentiment King
$160
$80
$40
$20
$10
1/1/18
1/1/19
1/1/20
1/1/21
1/1/22
1/1/23
1/1/24
1/1/25
1/1/26
1/1/27

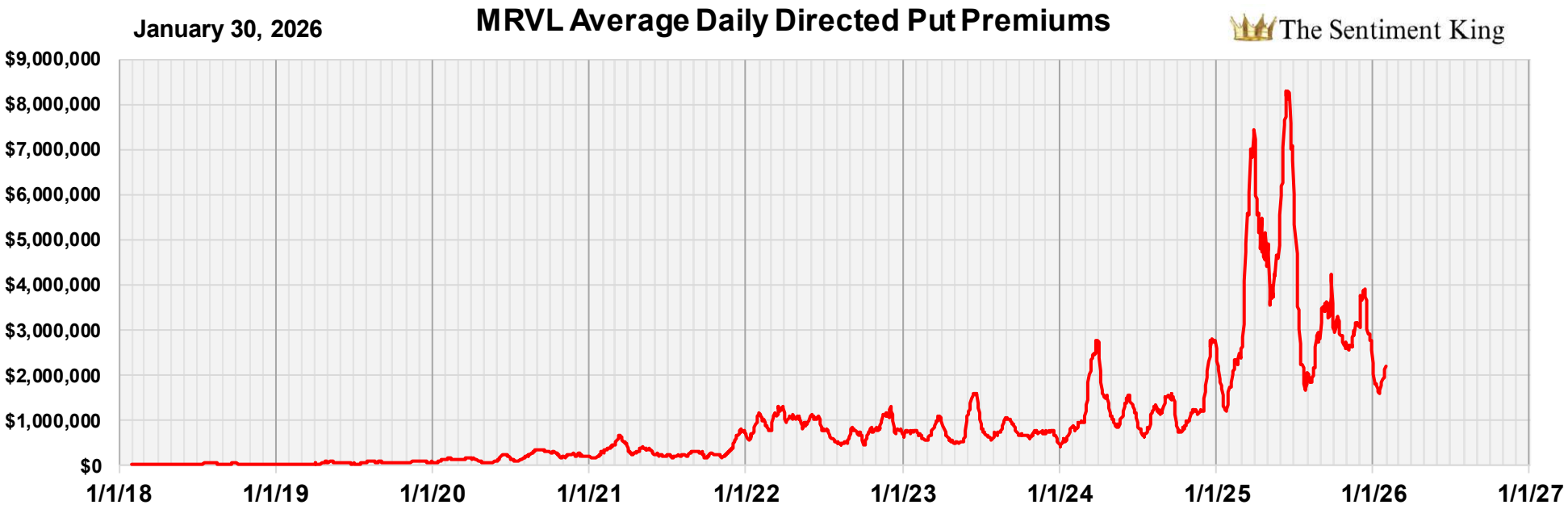
January 30, 2026
MRVL Average Daily Directed Put Premiums
The Sentiment King
$9,000,000
$8,000,000
$7,000,000
$6,000,000
$5,000,000
$4,000,000
$3,000,000
$2,000,000
$1,000,000
$0
1/1/18
1/1/19
1/1/20
1/1/21
1/1/22
1/1/23
1/1/24
1/1/25
1/1/26
1/1/27

January 30, 2026

MRVL

Sentiment King

100 Day RSI

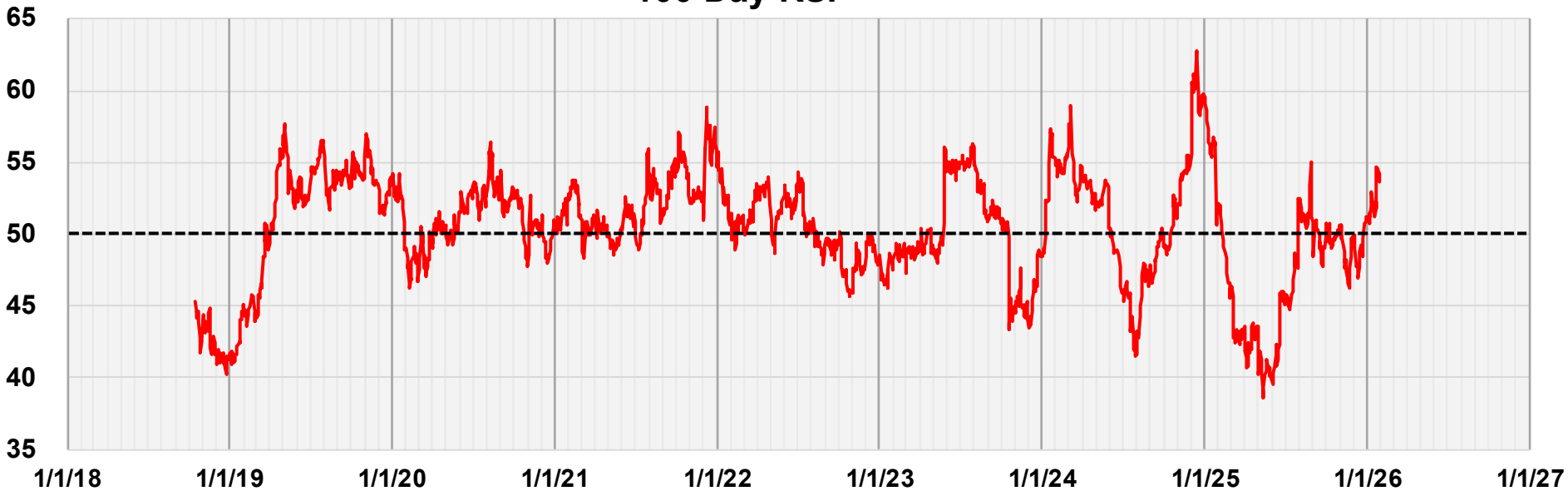

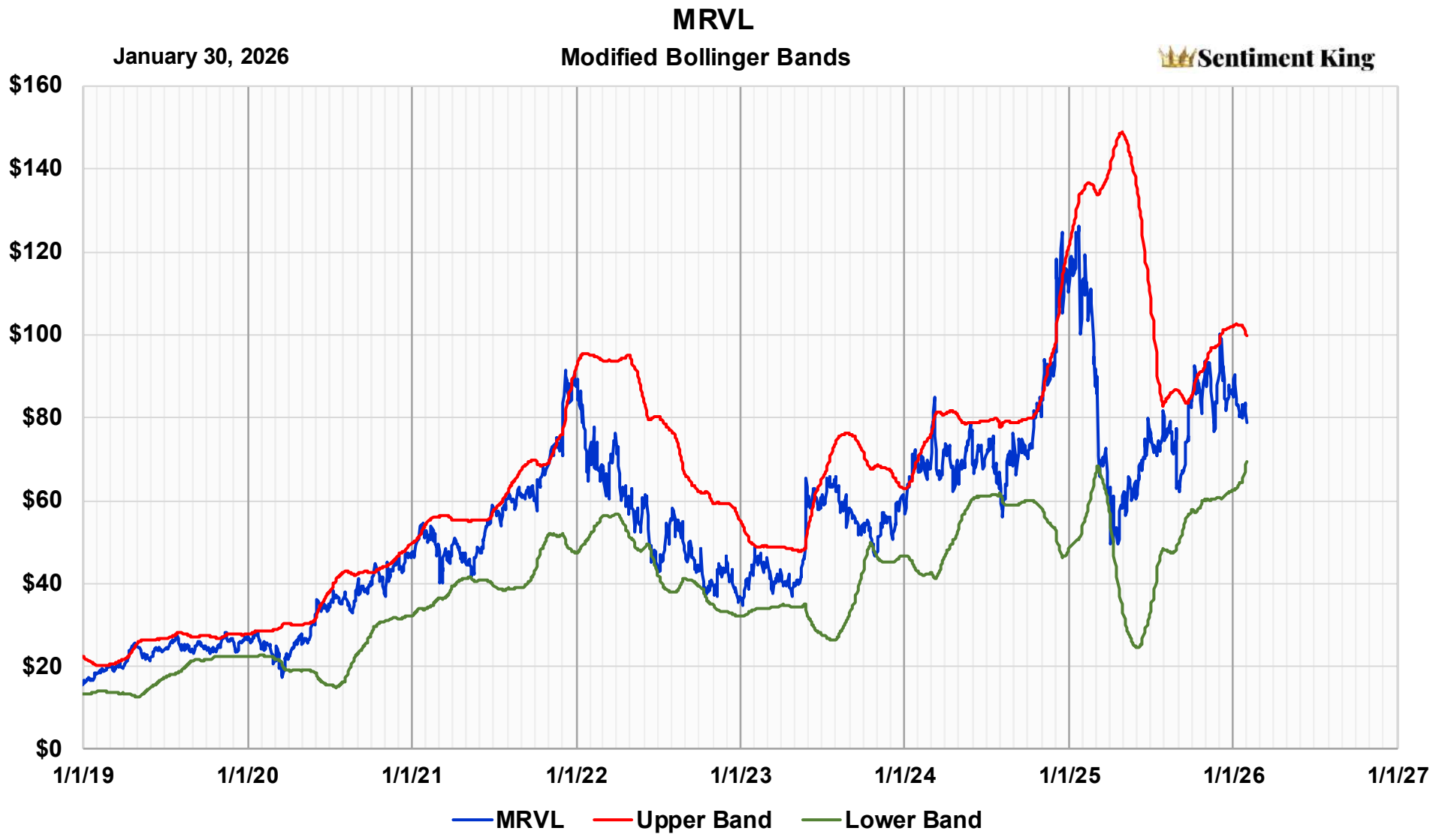
MRVL
January 30, 2026
Modified Bollinger Bands
Sentiment King
$160
$140
$120
$100
$80
$60
$40
$20
$0
1/1/19
1/1/20
1/1/21
1/1/22
1/1/23
1/1/24
1/1/25
1/1/26
1/1/27
MRVL
Upper Band
Lower Band

January 30, 2026
MS
Sentiment King
$200
$175
$150
$125
$100
$75
$50
$25
1/1/18
1/1/19
1/1/20
1/1/21
1/1/22
1/1/23
1/1/24
1/1/25
1/1/26
1/1/27

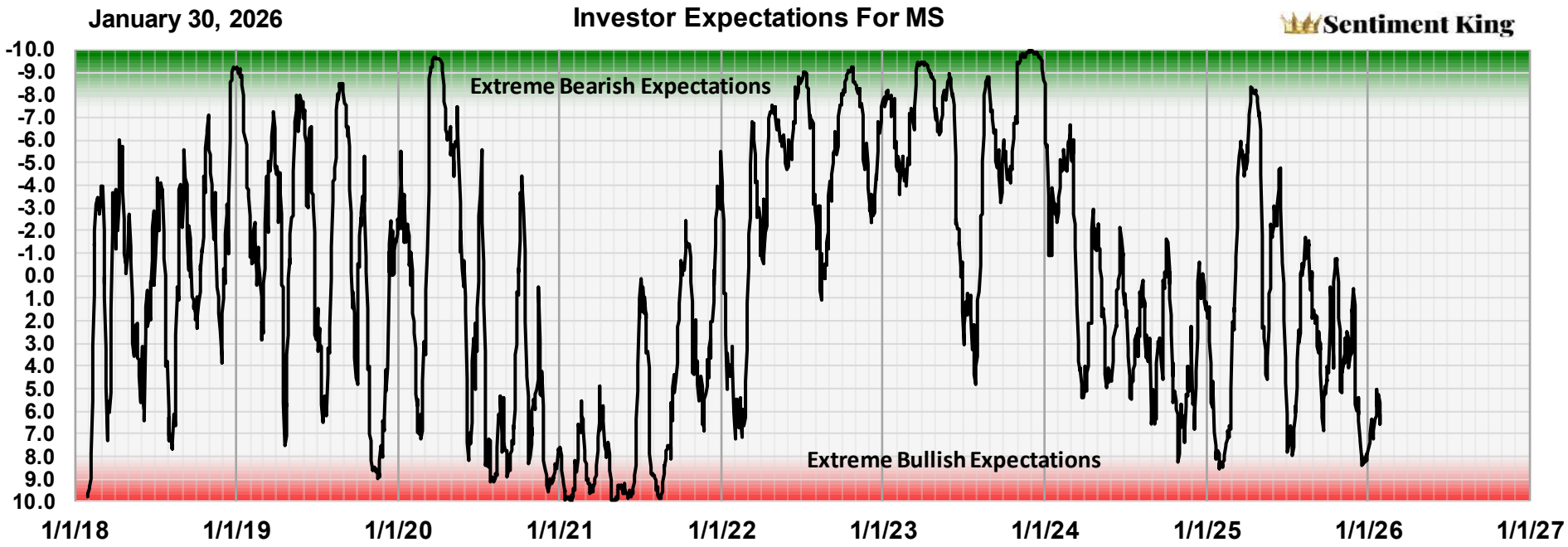
January 30, 2026
Investor Expectations For MS
Sentiment King
Extreme Bearish Expectations
Extreme Bullish Expectations
-10.0
-9.0
-8.0
-7.0
-6.0
-5.0
-4.0
-3.0
-2.0
-1.0
0.0
1.0
2.0
3.0
4.0
5.0
6.0
7.0
8.0
9.0
10.0
1/1/18
1/1/19
1/1/20
1/1/21
1/1/22
1/1/23
1/1/24
1/1/25
1/1/26
1/1/27

January 30, 2026
MS
Sentiment King
$200
$175
$150
$125
$100
$75
$50
$25
1/1/18
1/1/19
1/1/20
1/1/21
1/1/22
1/1/23
1/1/24
1/1/25
1/1/26
1/1/27

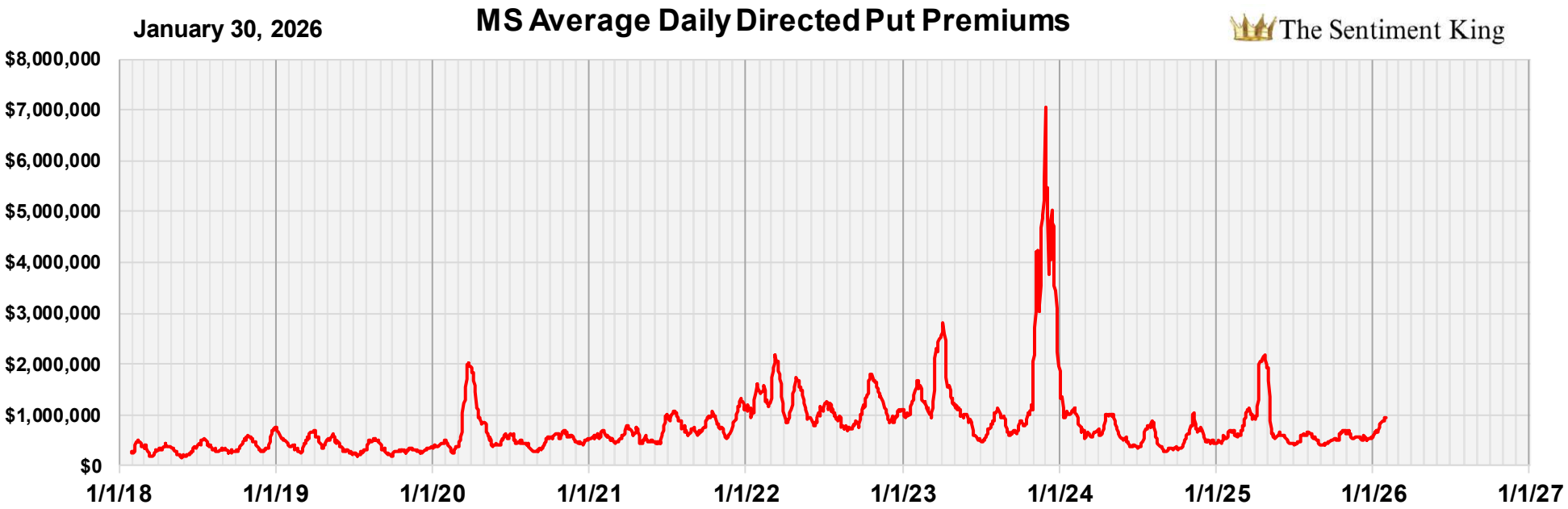
January 30, 2026
MS Average Daily Directed Put Premiums
The Sentiment King
$8,000,000
$7,000,000
$6,000,000
$5,000,000
$4,000,000
$3,000,000
$2,000,000
$1,000,000
$0
1/1/18
1/1/19
1/1/20
1/1/21
1/1/22
1/1/23
1/1/24
1/1/25
1/1/26
1/1/27

January 30, 2026

MS

Sentiment King

100 Day RSI

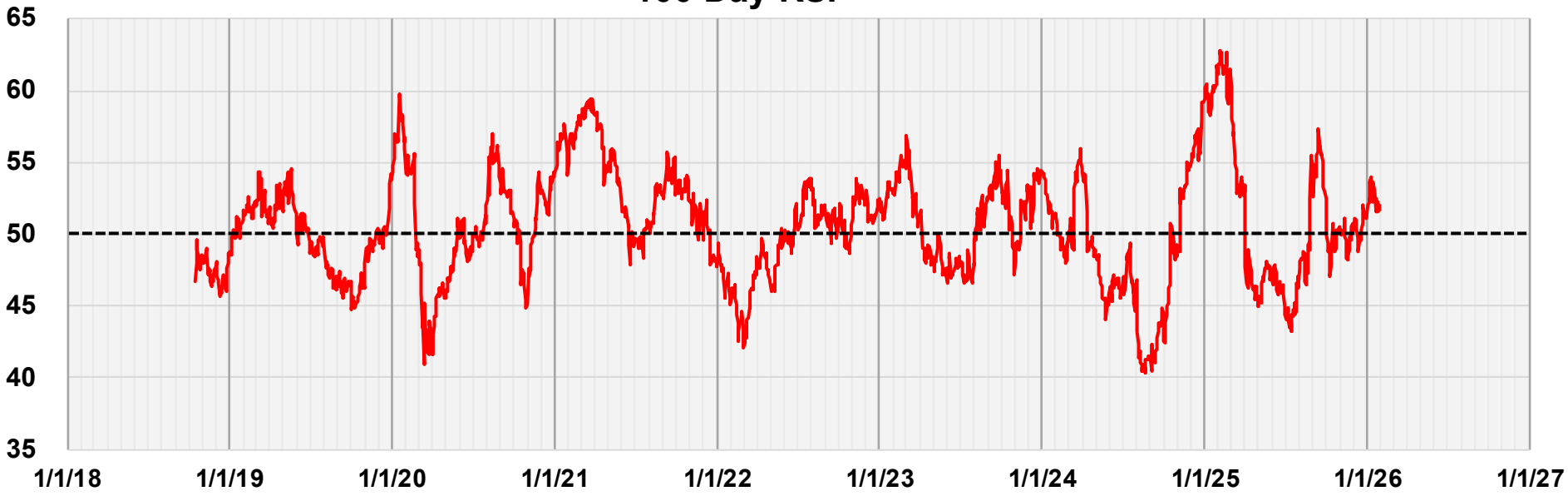

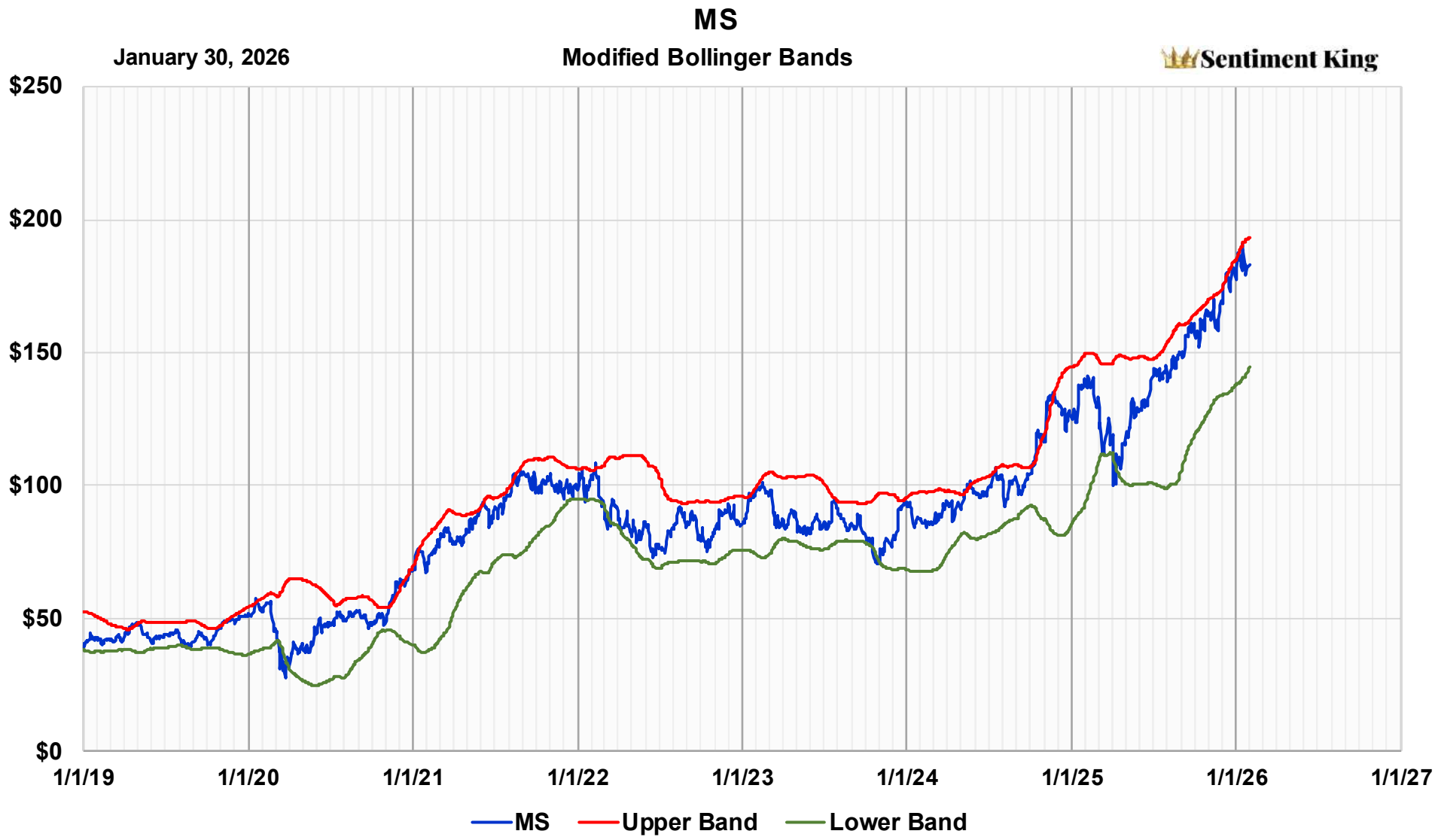
MS
January 30, 2026
Modified Bollinger Bands
Sentiment King
$250
$200
$150
$100
$50
$0
1/1/19
1/1/20
1/1/21
1/1/22
1/1/23
1/1/24
1/1/25
1/1/26
1/1/27
MS
Upper Band
Lower Band

January 30, 2026
MSFT
Sentiment King
$640
$320
$160
$80
1/1/18
1/1/19
1/1/20
1/1/21
1/1/22
1/1/23
1/1/24
1/1/25
1/1/26
1/1/27

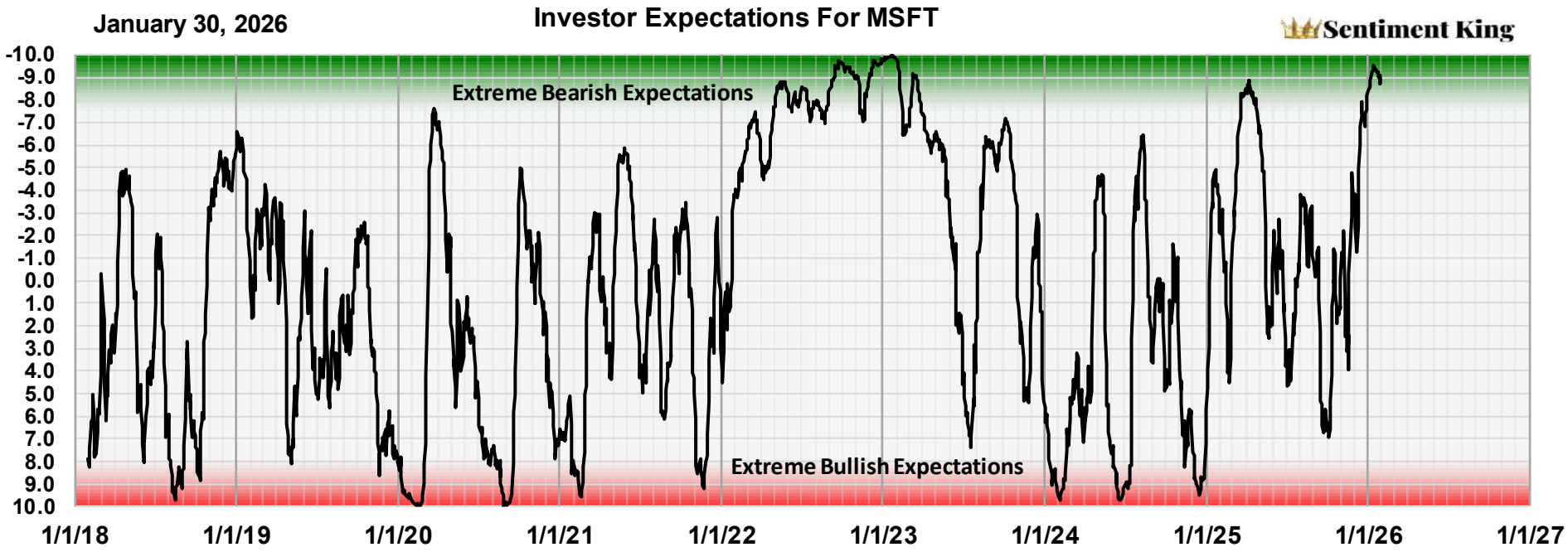
January 30, 2026
Investor Expectations For MSFT
Sentiment King
Extreme Bearish Expectations
Extreme Bullish Expectations
-10.0
-9.0
-8.0
-7.0
-6.0
-5.0
-4.0
-3.0
-2.0
-1.0
0.0
1.0
2.0
3.0
4.0
5.0
6.0
7.0
8.0
9.0
10.0
1/1/18
1/1/19
1/1/20
1/1/21
1/1/22
1/1/23
1/1/24
1/1/25
1/1/26
1/1/27

January 30, 2026
MSFT
Sentiment King
$640
$320
$160
$80
1/1/18
1/1/19
1/1/20
1/1/21
1/1/22
1/1/23
1/1/24
1/1/25
1/1/26
1/1/27

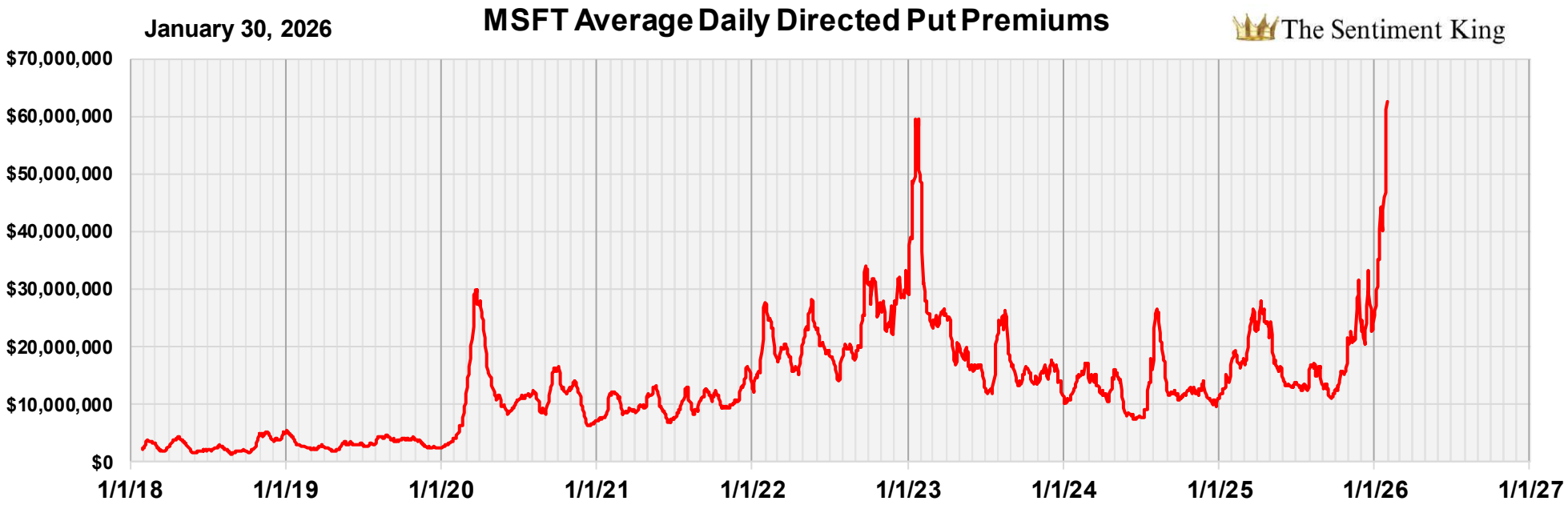
January 30, 2026
MSFT Average Daily Directed Put Premiums
The Sentiment King
$70,000,000
$60,000,000
$50,000,000
$40,000,000
$30,000,000
$20,000,000
$10,000,000
$0
1/1/18
1/1/19
1/1/20
1/1/21
1/1/22
1/1/23
1/1/24
1/1/25
1/1/26
1/1/27

January 30, 2026
MSFT
Sentiment King
$640
$320
$160
$80
1/1/18
1/1/19
1/1/20
1/1/21
1/1/22
1/1/23
1/1/24
1/1/25
1/1/26
1/1/27

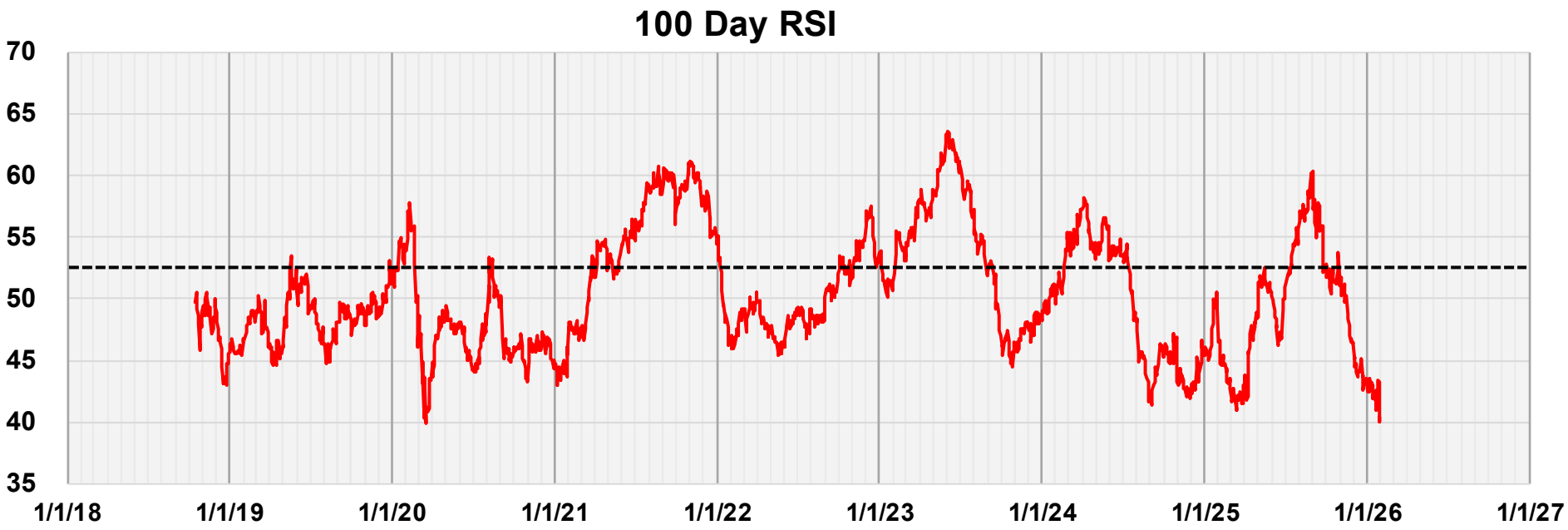
100 Day RSI
70
65
60
55
50
45
40
35
1/1/18
1/1/19
1/1/20
1/1/21
1/1/22
1/1/23
1/1/24
1/1/25
1/1/26
1/1/27

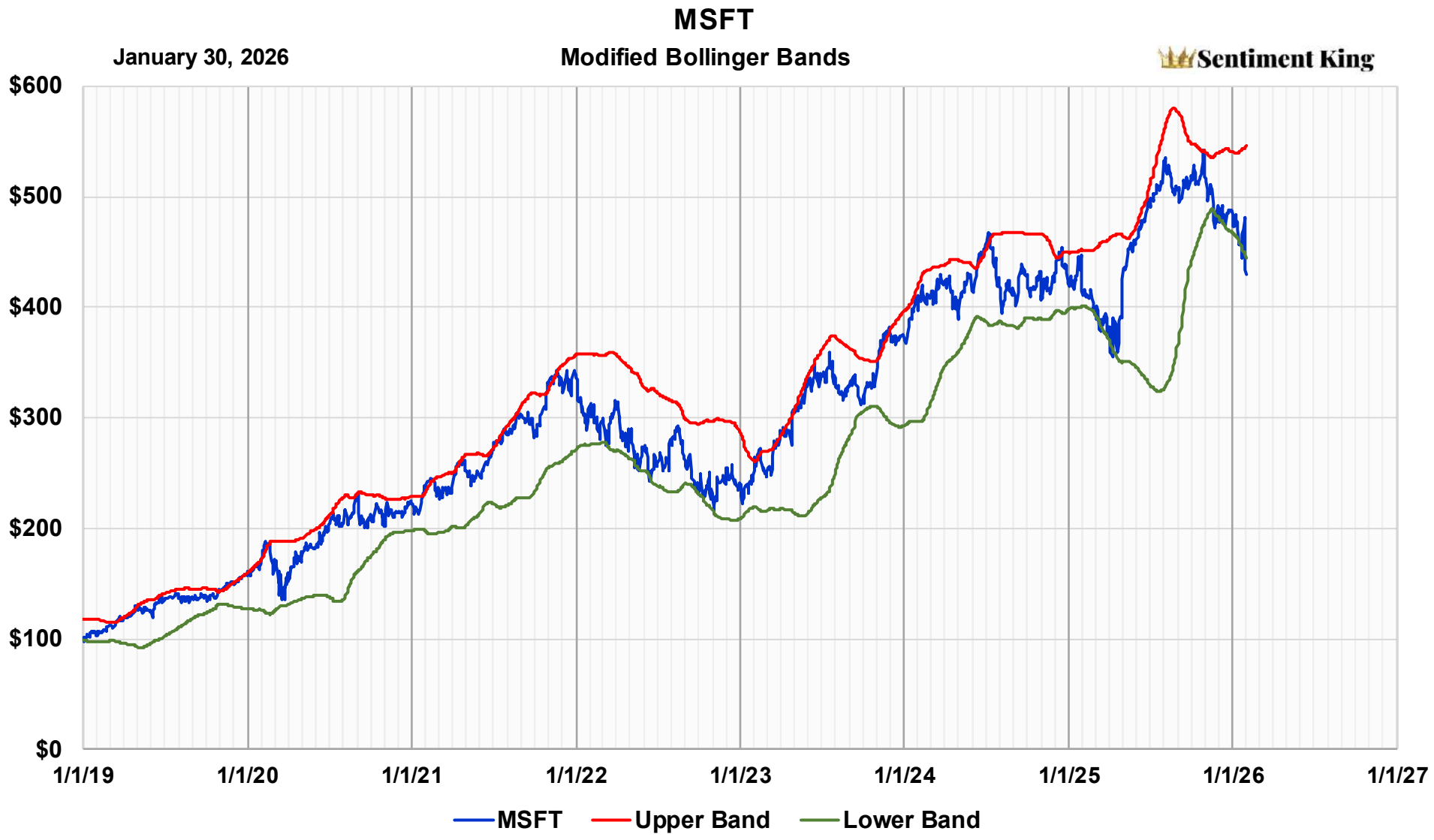
MSFT
January 30, 2026
Modified Bollinger Bands
Sentiment King
$600
$500
$400
$300
$200
$100
$0
1/1/19
1/1/20
1/1/21
1/1/22
1/1/23
1/1/24
1/1/25
1/1/26
1/1/27
MSFT
Upper Band
Lower Band

January 30, 2026
MSTR
Sentiment King
$1,024
$512
$256
$128
$64
$32
$16
$8
1/1/18
1/1/19
1/1/20
1/1/21
1/1/22
1/1/23
1/1/24
1/1/25
1/1/26
1/1/27

January 30, 2026
Investor Expectations For MSTR
Sentiment King
Extreme Bearish Expectations
Extreme Bullish Expectations
-10.0
-9.0
-8.0
-7.0
-6.0
-5.0
-4.0
-3.0
-2.0
-1.0
0.0
1.0
2.0
3.0
4.0
5.0
6.0
7.0
8.0
9.0
10.0
1/1/18
1/1/19
1/1/20
1/1/21
1/1/22
1/1/23
1/1/24
1/1/25
1/1/26
1/1/27

January 30, 2026
MSTR
Sentiment King
$1,024
$512
$256
$128
$64
$32
$16
$8
1/1/18
1/1/19
1/1/20
1/1/21
1/1/22
1/1/23
1/1/24
1/1/25
1/1/26
1/1/27

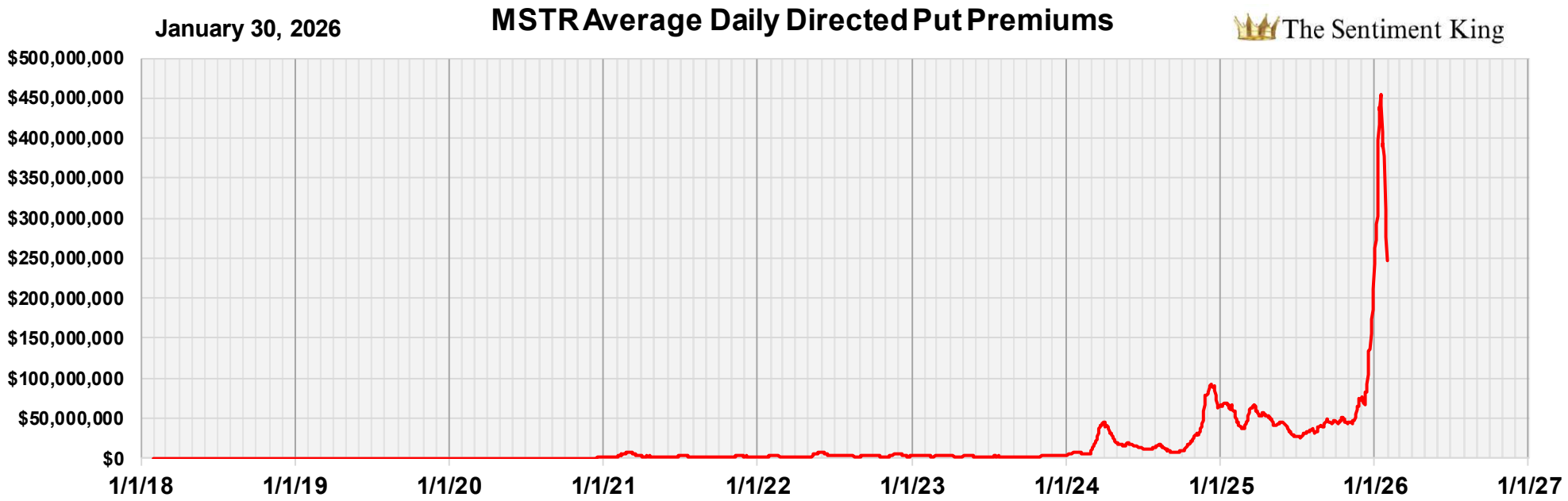
January 30, 2026
MSTR Average Daily Directed Put Premiums
The Sentiment King
$500,000,000
$450,000,000
$400,000,000
$350,000,000
$300,000,000
$250,000,000
$200,000,000
$150,000,000
$100,000,000
$50,000,000
$0
1/1/18
1/1/19
1/1/20
1/1/21
1/1/22
1/1/23
1/1/24
1/1/25
1/1/26
1/1/27

January 30, 2026

MSTR

Sentiment King

100 Day RSI

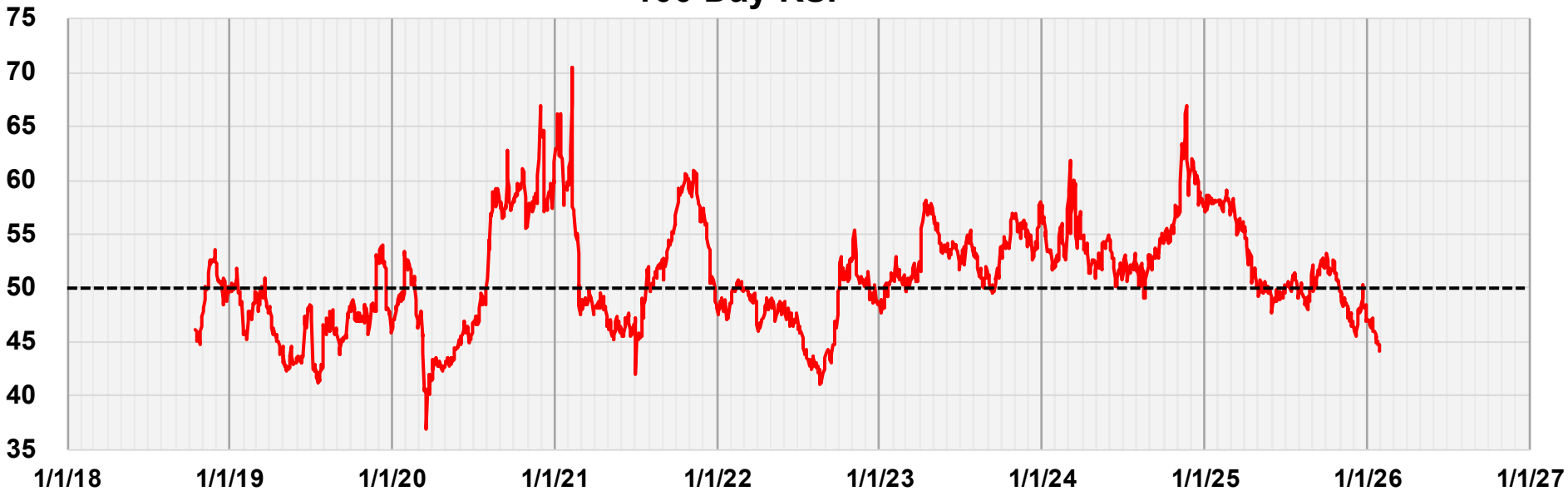

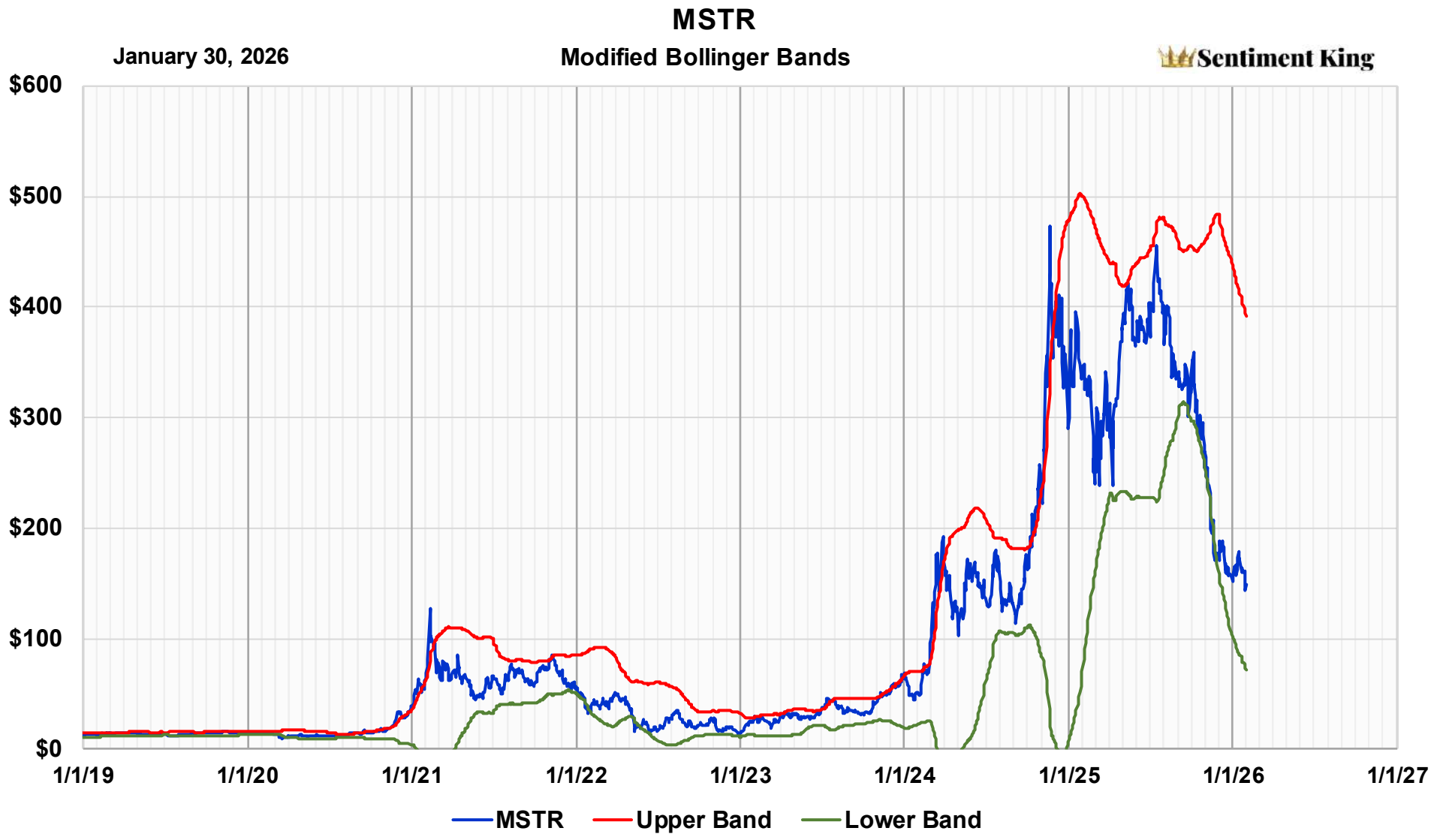
MSTR
January 30, 2026
Modified Bollinger Bands
Sentiment King
$600
$500
$400
$300
$200
$100
$0
1/1/19
1/1/20
1/1/21
1/1/22
1/1/23
1/1/24
1/1/25
1/1/26
1/1/27
MSTR
Upper Band
Lower Band

January 30, 2026
MU
Sentiment King
$475
$450
$425
$400
$375
$350
$325
$300
$275
$250
$225
$200
$175
$150
$125
$100
$75
$50
$25
1/1/18
1/1/19
1/1/20
1/1/21
1/1/22
1/1/23
1/1/24
1/1/25
1/1/26
1/1/27

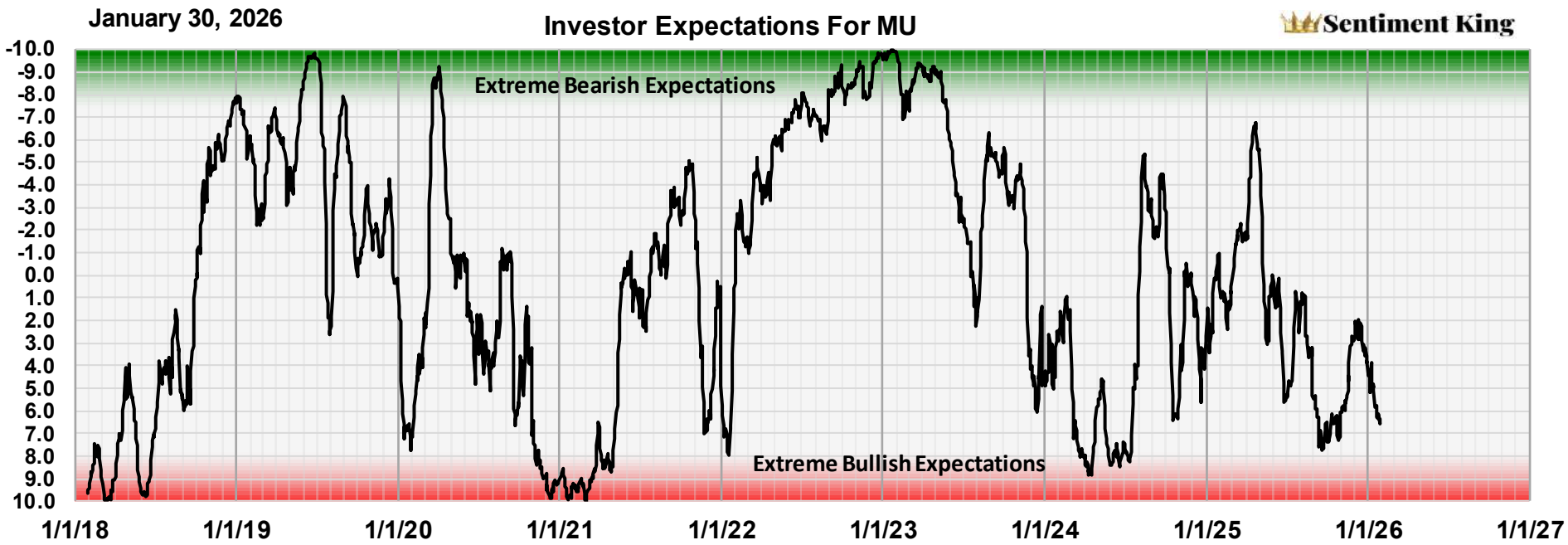
January 30, 2026
Investor Expectations For MU
Sentiment King
Extreme Bearish Expectations
Extreme Bullish Expectations
-10.0
-9.0
-8.0
-7.0
-6.0
-5.0
-4.0
-3.0
-2.0
-1.0
0.0
1.0
2.0
3.0
4.0
5.0
6.0
7.0
8.0
9.0
10.0
1/1/18
1/1/19
1/1/20
1/1/21
1/1/22
1/1/23
1/1/24
1/1/25
1/1/26
1/1/27

January 30, 2026
MU
Sentiment King
$475
$450
$425
$400
$375
$350
$325
$300
$275
$250
$225
$200
$175
$150
$125
$100
$75
$50
$25
1/1/18
1/1/19
1/1/20
1/1/21
1/1/22
1/1/23
1/1/24
1/1/25
1/1/26
1/1/27

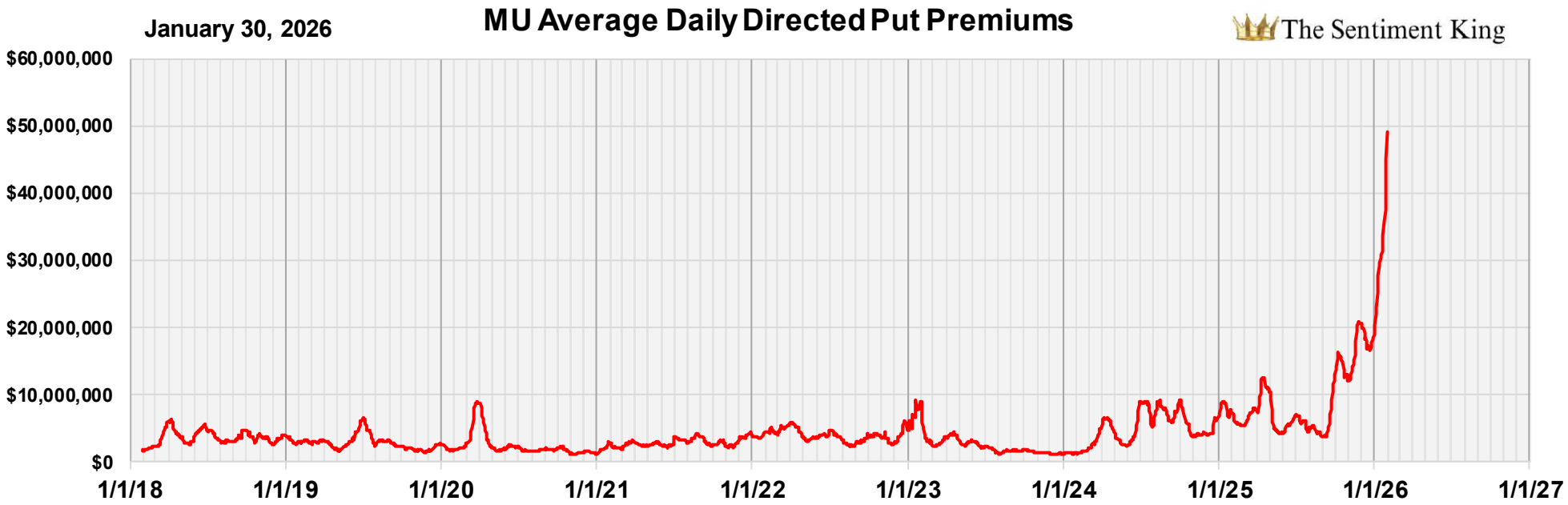
January 30, 2026
MU Average Daily Directed Put Premiums
The Sentiment King
$60,000,000
$50,000,000
$40,000,000
$30,000,000
$20,000,000
$10,000,000
$0
1/1/18
1/1/19
1/1/20
1/1/21
1/1/22
1/1/23
1/1/24
1/1/25
1/1/26
1/1/27

January 30, 2026

MU

Sentiment King

100 Day RSI

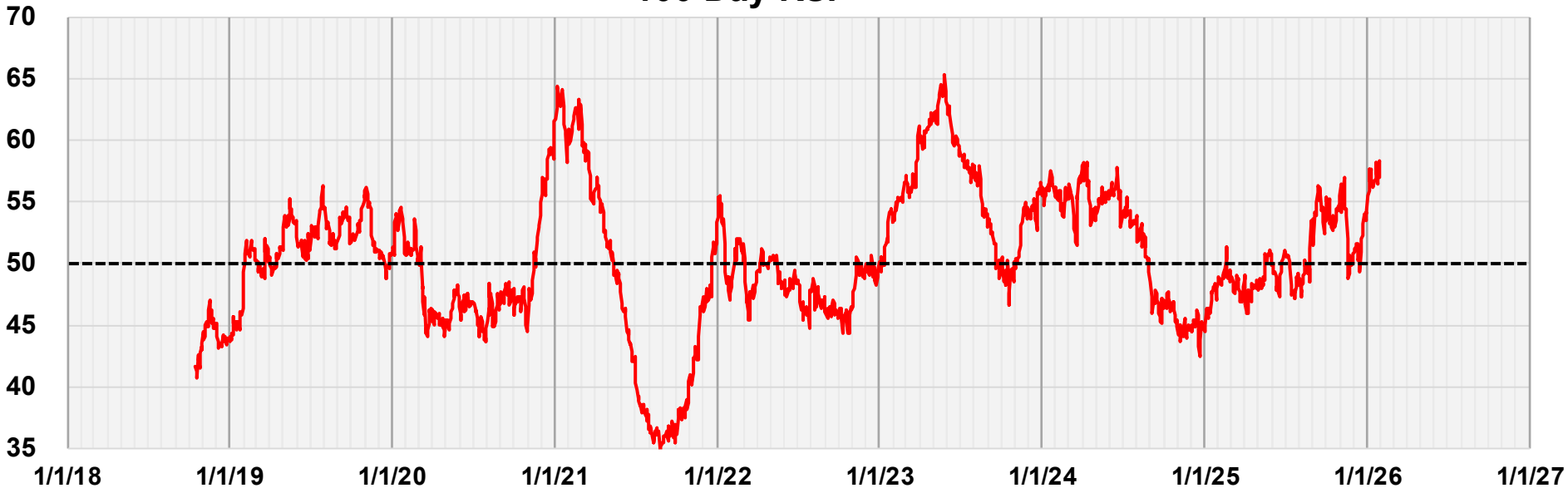

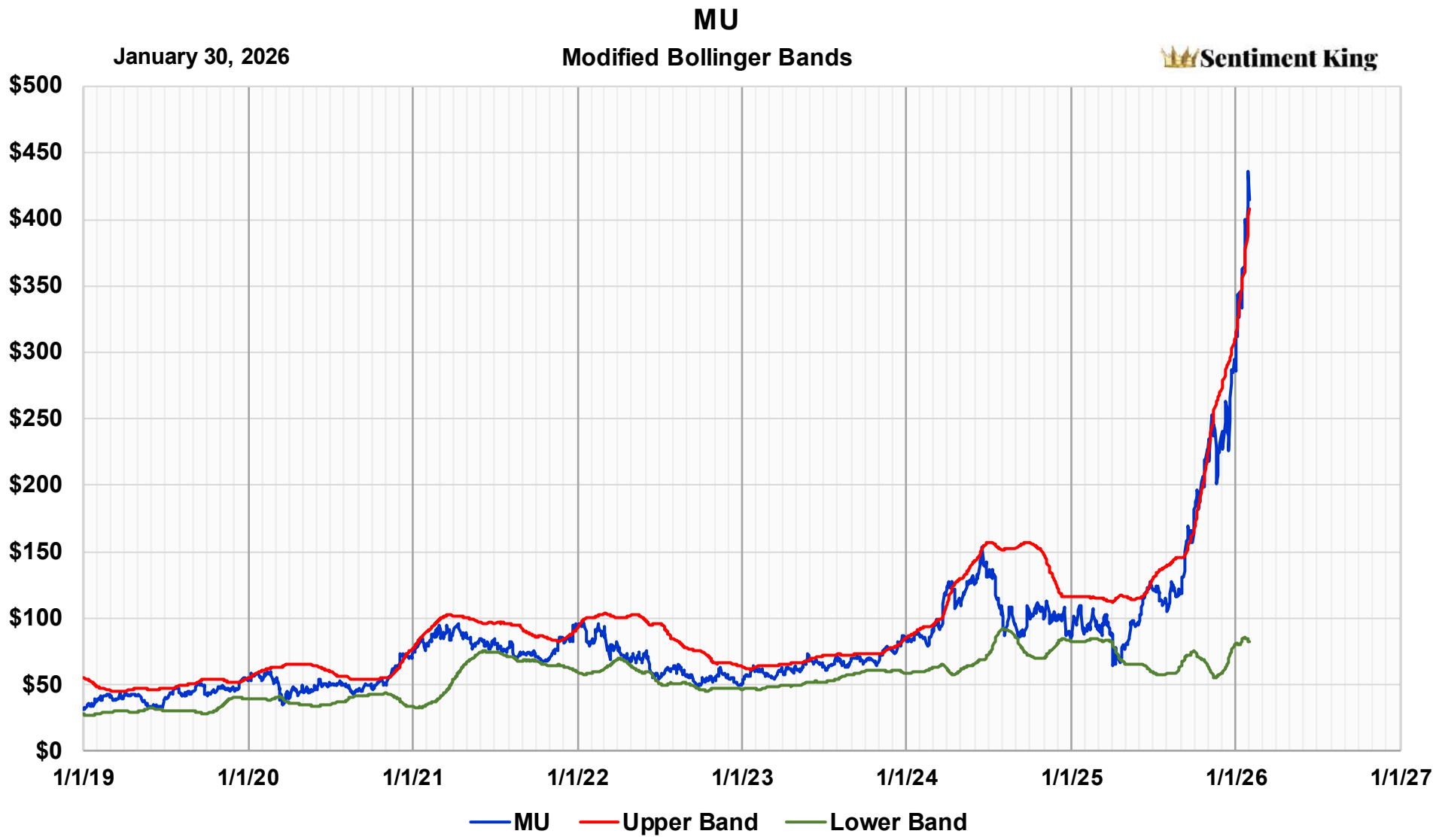
MU
January 30, 2026
Modified Bollinger Bands
Sentiment King
$500
$450
$400
$350
$300
$250
$200
$150
$100
$50
$0
1/1/19
1/1/20
1/1/21
1/1/22
1/1/23
1/1/24
1/1/25
1/1/26
1/1/27
MU
Upper Band
Lower Band

January 30, 2026
NFLX
Sentiment King
$256
$128
$64
$32
$16
1/1/18
1/1/19
1/1/20
1/1/21
1/1/22
1/1/23
1/1/24
1/1/25
1/1/26
1/1/27

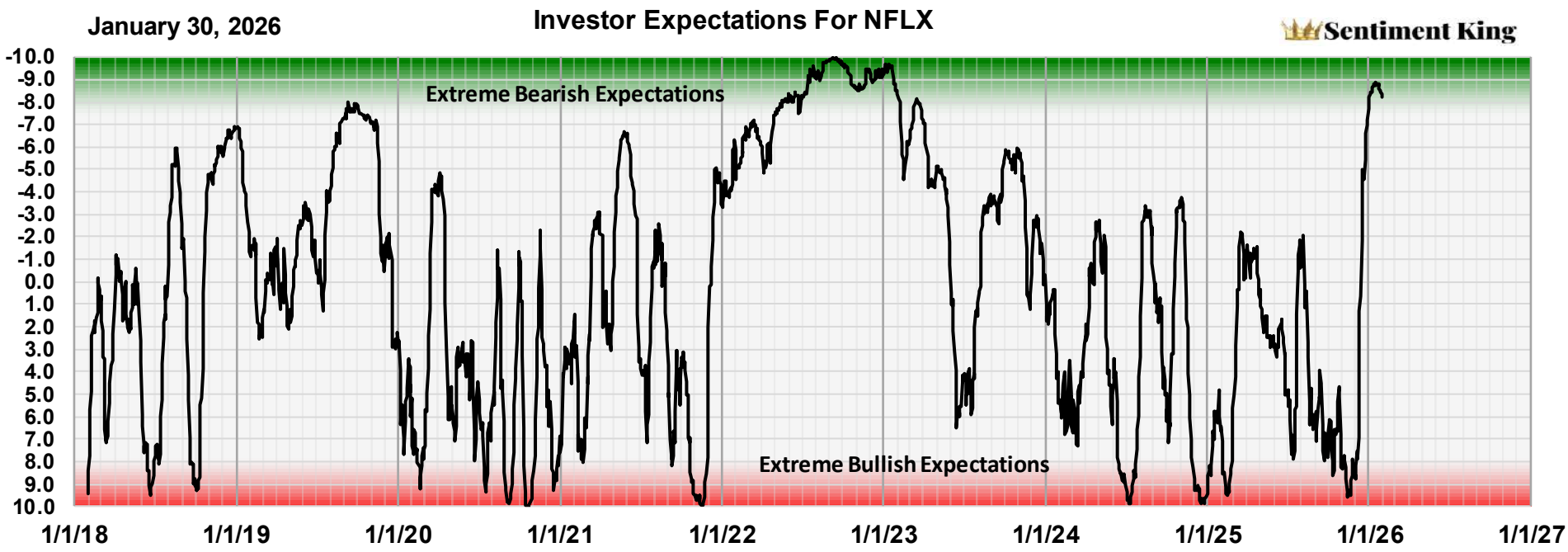
January 30, 2026
Investor Expectations For NFLX
Sentiment King
Extreme Bearish Expectations
Extreme Bullish Expectations
-10.0
-9.0
-8.0
-7.0
-6.0
-5.0
-4.0
-3.0
-2.0
-1.0
0.0
1.0
2.0
3.0
4.0
5.0
6.0
7.0
8.0
9.0
10.0
1/1/18
1/1/19
1/1/20
1/1/21
1/1/22
1/1/23
1/1/24
1/1/25
1/1/26
1/1/27

January 30, 2026
NFLX
Sentiment King
$256
$128
$64
$32
$16
1/1/18
1/1/19
1/1/20
1/1/21
1/1/22
1/1/23
1/1/24
1/1/25
1/1/26
1/1/27

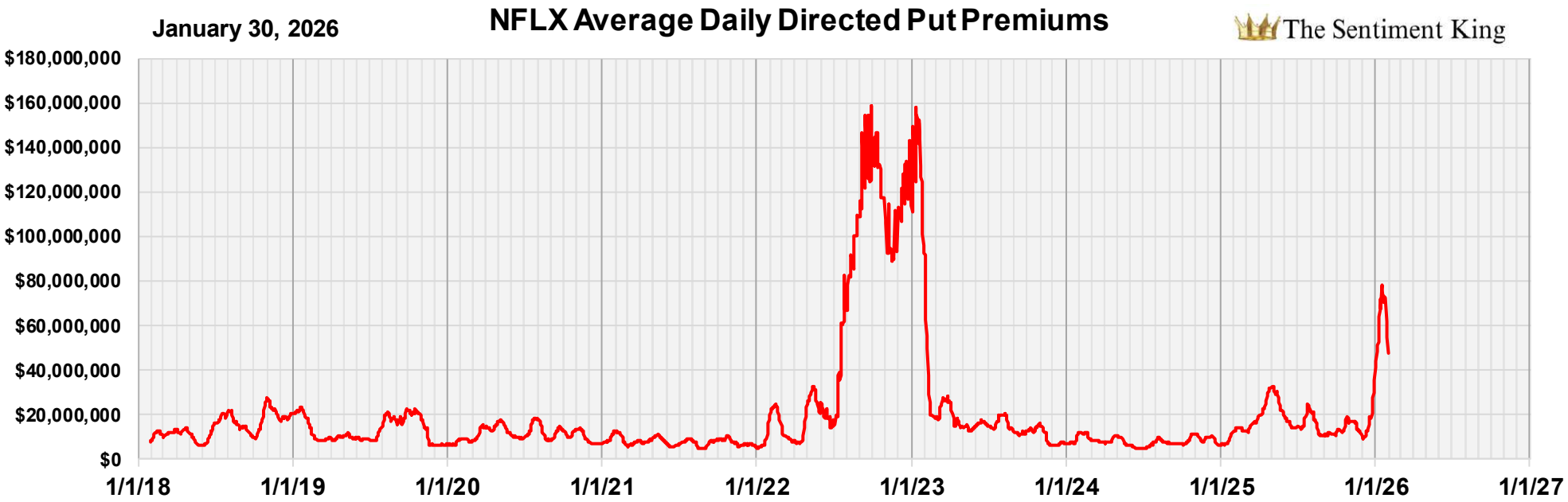
January 30, 2026
NFLX Average Daily Directed Put Premiums
The Sentiment King
$180,000,000
$160,000,000
$140,000,000
$120,000,000
$100,000,000
$80,000,000
$60,000,000
$40,000,000
$20,000,000
$0
1/1/18
1/1/19
1/1/20
1/1/21
1/1/22
1/1/23
1/1/24
1/1/25
1/1/26
1/1/27

January 30, 2026

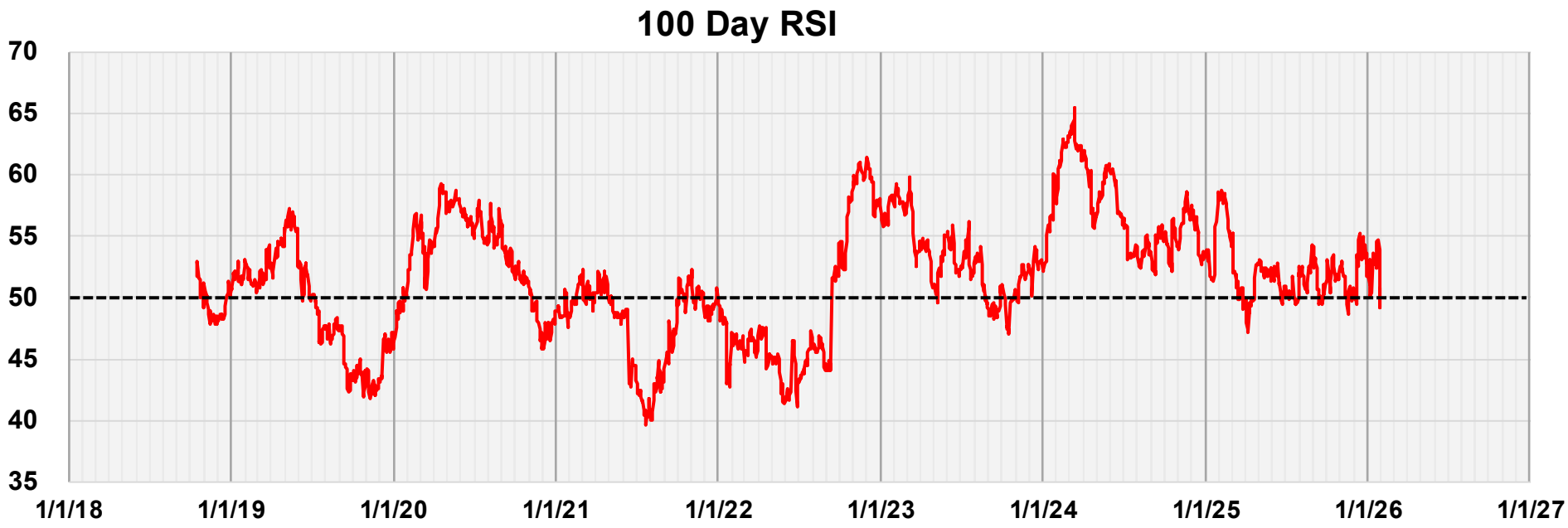

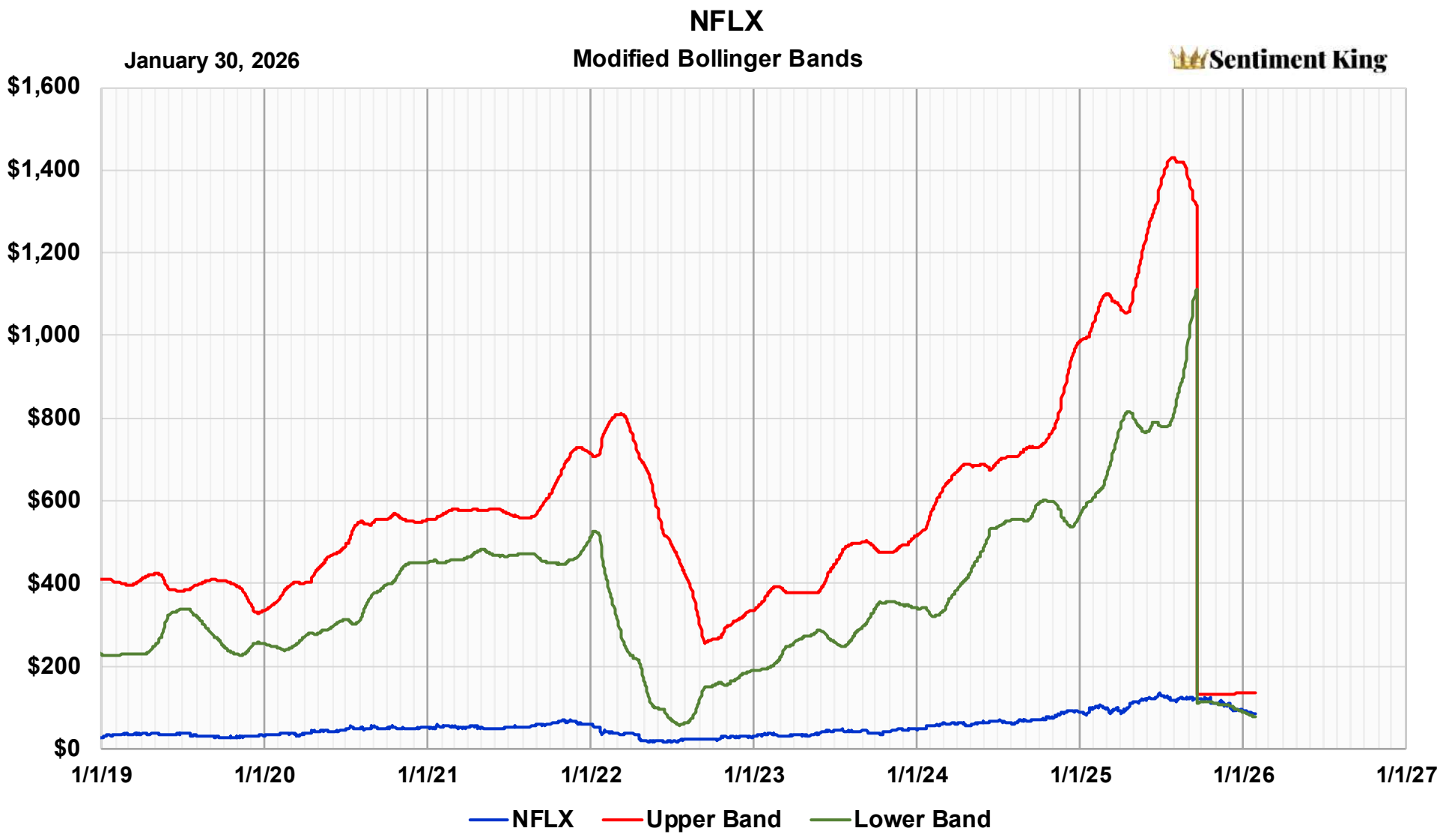
NFLX
January 30, 2026
Modified Bollinger Bands
Sentiment King
$1,600
$1,400
$1,200
$1,000
$800
$600
$400
$200
$0
1/1/19
1/1/20
1/1/21
1/1/22
1/1/23
1/1/24
1/1/25
1/1/26
1/1/27
NFLX
Upper Band
Lower Band

January 30, 2026
NKE
Sentiment King
$200
$175
$150
$125
$100
$75
$50
$25
1/1/18
1/1/19
1/1/20
1/1/21
1/1/22
1/1/23
1/1/24
1/1/25
1/1/26
1/1/27

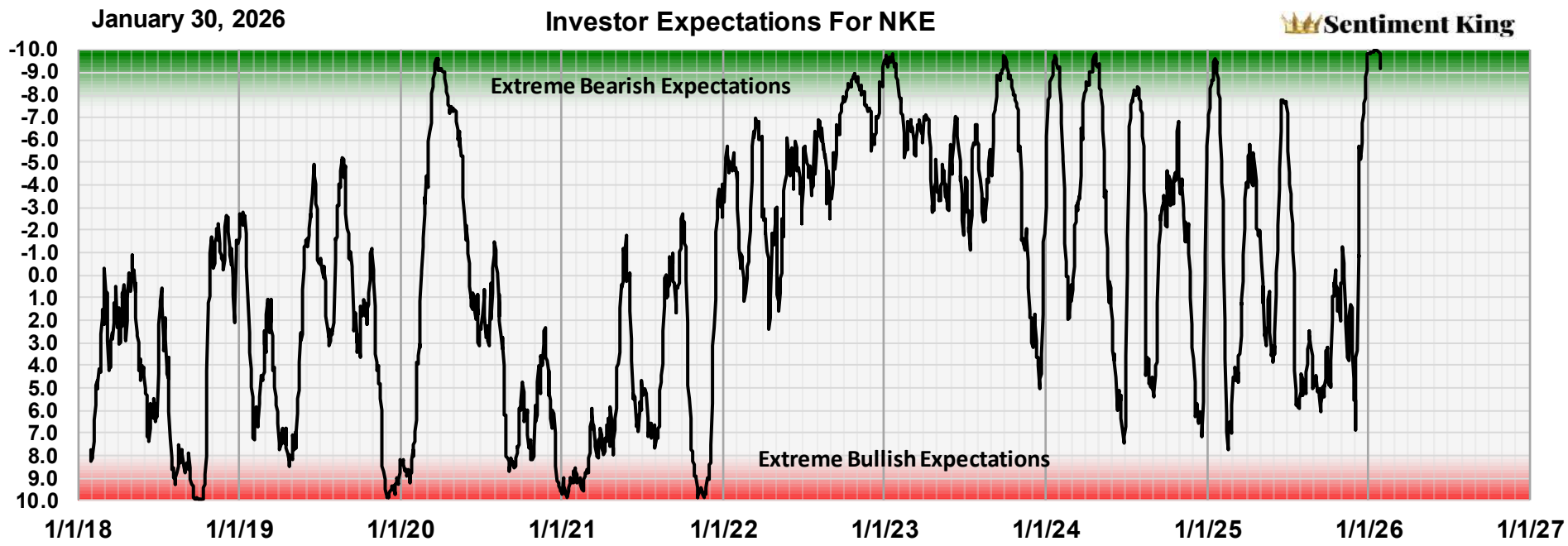
January 30, 2026
Investor Expectations For NKE
Sentiment King
Extreme Bearish Expectations
Extreme Bullish Expectations
-10.0
-9.0
-8.0
-7.0
-6.0
-5.0
-4.0
-3.0
-2.0
-1.0
0.0
1.0
2.0
3.0
4.0
5.0
6.0
7.0
8.0
9.0
10.0
1/1/18
1/1/19
1/1/20
1/1/21
1/1/22
1/1/23
1/1/24
1/1/25
1/1/26
1/1/27

January 30, 2026
NKE
Sentiment King
$200
$175
$150
$125
$100
$75
$50
$25
1/1/18
1/1/19
1/1/20
1/1/21
1/1/22
1/1/23
1/1/24
1/1/25
1/1/26
1/1/27

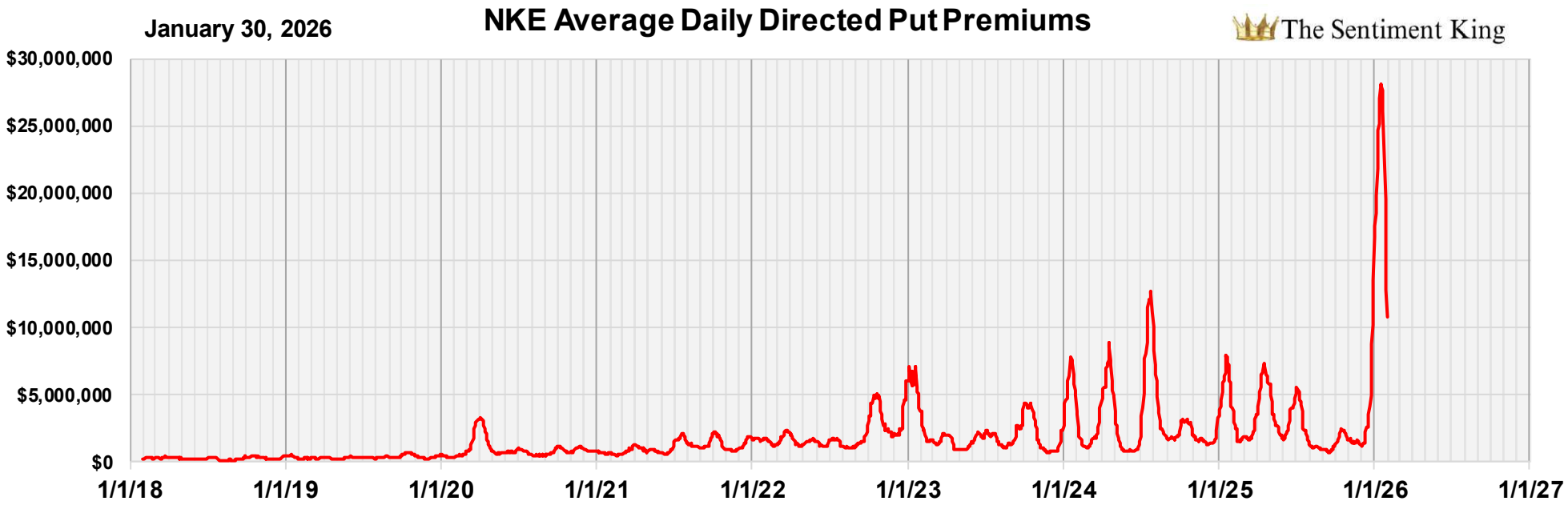
January 30, 2026
NKE Average Daily Directed Put Premiums
The Sentiment King
$30,000,000
$25,000,000
$20,000,000
$15,000,000
$10,000,000
$5,000,000
$0
1/1/18
1/1/19
1/1/20
1/1/21
1/1/22
1/1/23
1/1/24
1/1/25
1/1/26
1/1/27

January 30, 2026

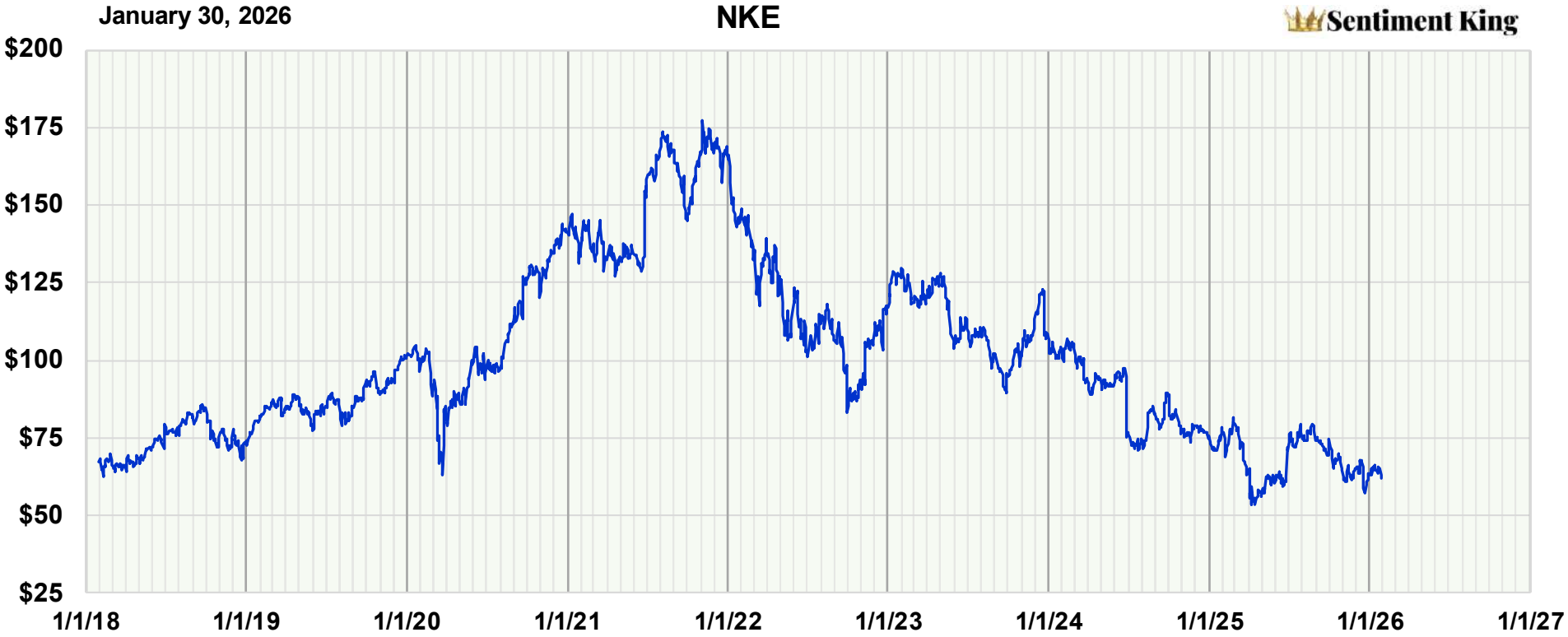

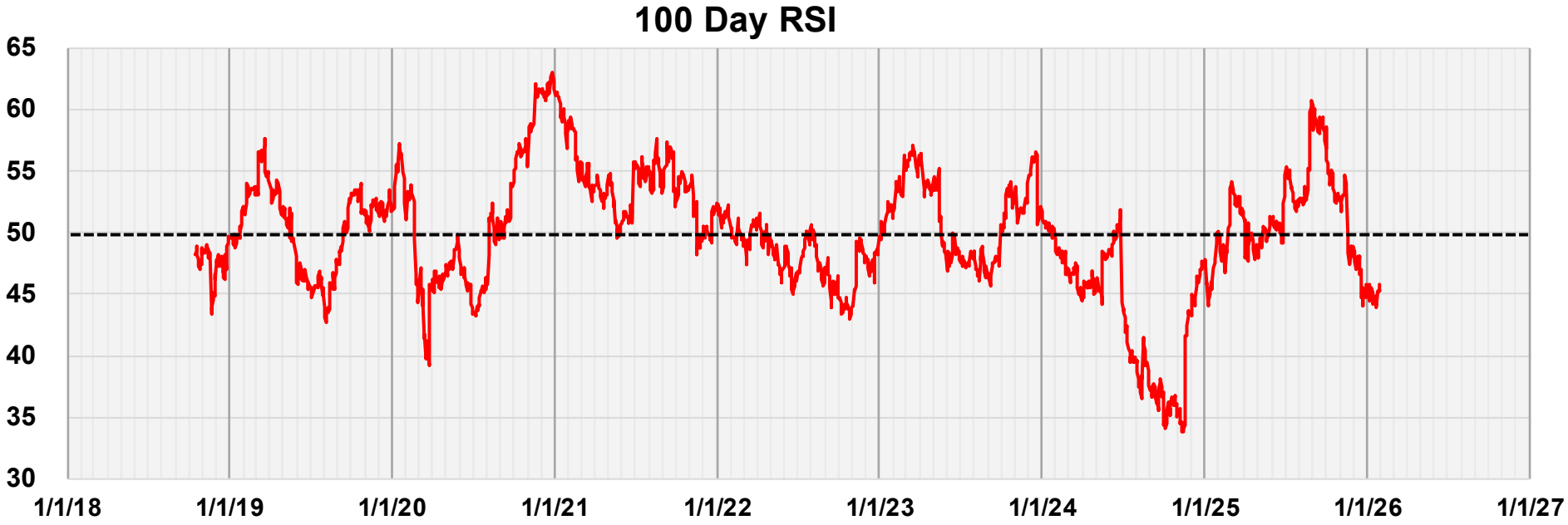

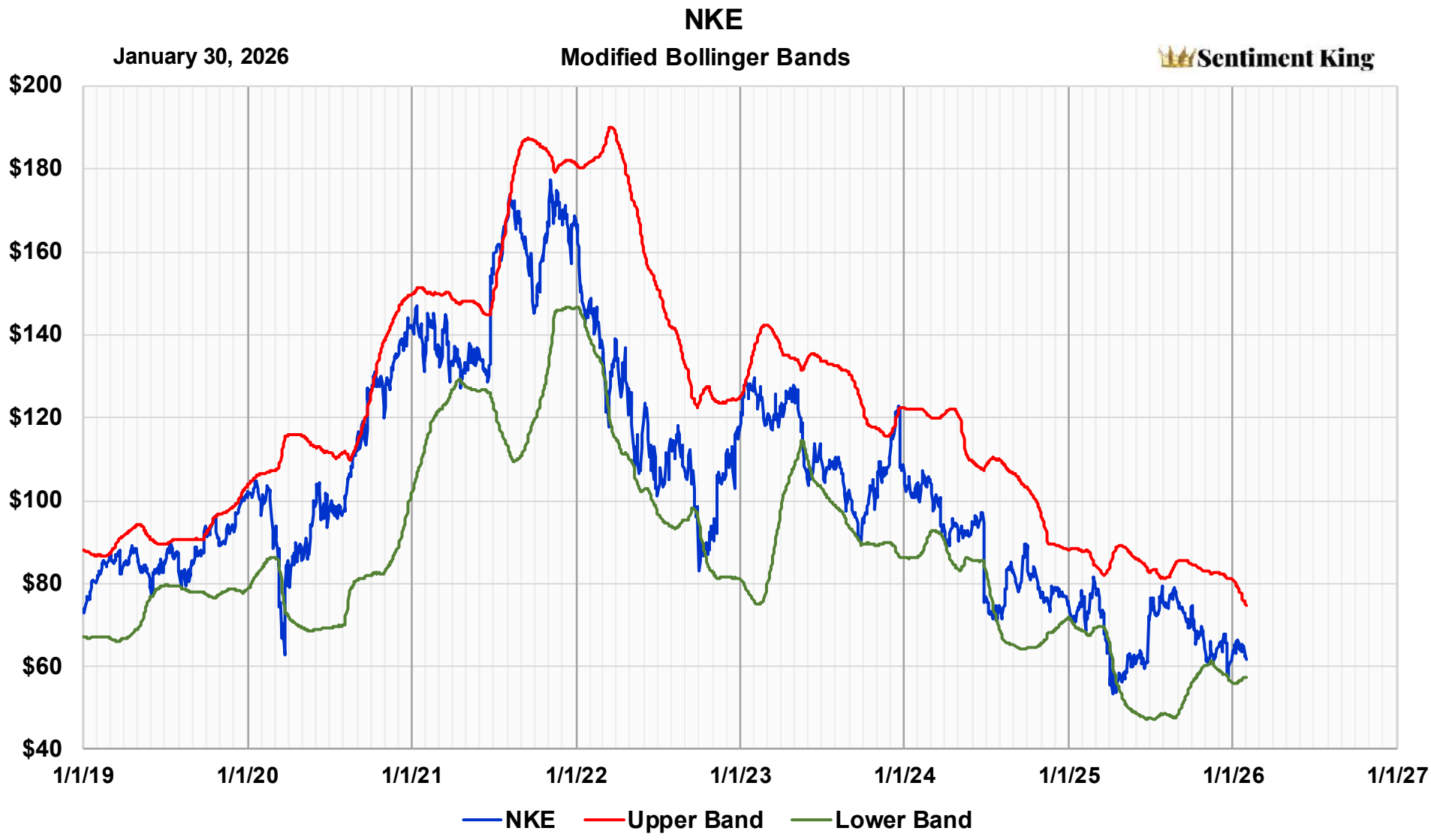
NKE
January 30, 2026
Modified Bollinger Bands
Sentiment King
$200
$180
$160
$140
$120
$100
$80
$60
$40
1/1/19
1/1/20
1/1/21
1/1/22
1/1/23
1/1/24
1/1/25
1/1/26
1/1/27
NKE
Upper Band
Lower Band

January 30, 2026
NOW
Sentiment King
$200
$100
$50
$25
1/1/18
1/1/19
1/1/20
1/1/21
1/1/22
1/1/23
1/1/24
1/1/25
1/1/26
1/1/27

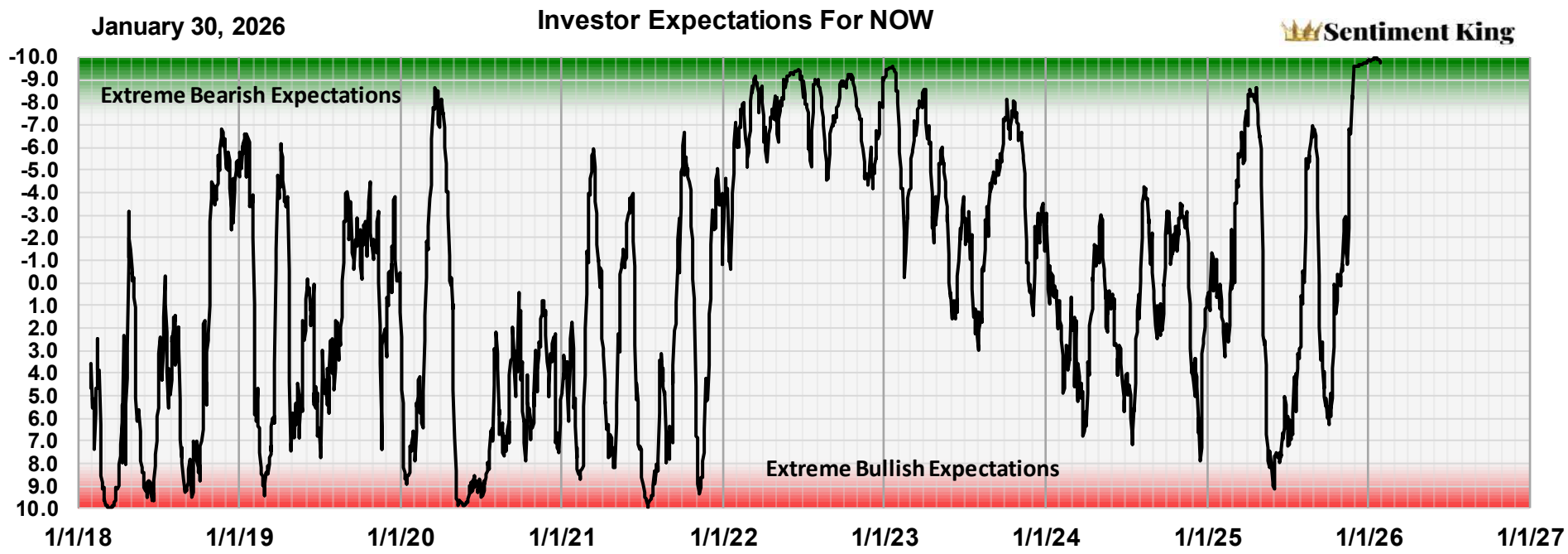
January 30, 2026
Investor Expectations For NOW
Sentiment King
Extreme Bearish Expectations
Extreme Bullish Expectations
-10.0
-9.0
-8.0
-7.0
-6.0
-5.0
-4.0
-3.0
-2.0
-1.0
0.0
1.0
2.0
3.0
4.0
5.0
6.0
7.0
8.0
9.0
10.0
1/1/18
1/1/19
1/1/20
1/1/21
1/1/22
1/1/23
1/1/24
1/1/25
1/1/26
1/1/27

January 30, 2026
NOW
Sentiment King
$200
$100
$50
$25
1/1/18
1/1/19
1/1/20
1/1/21
1/1/22
1/1/23
1/1/24
1/1/25
1/1/26
1/1/27

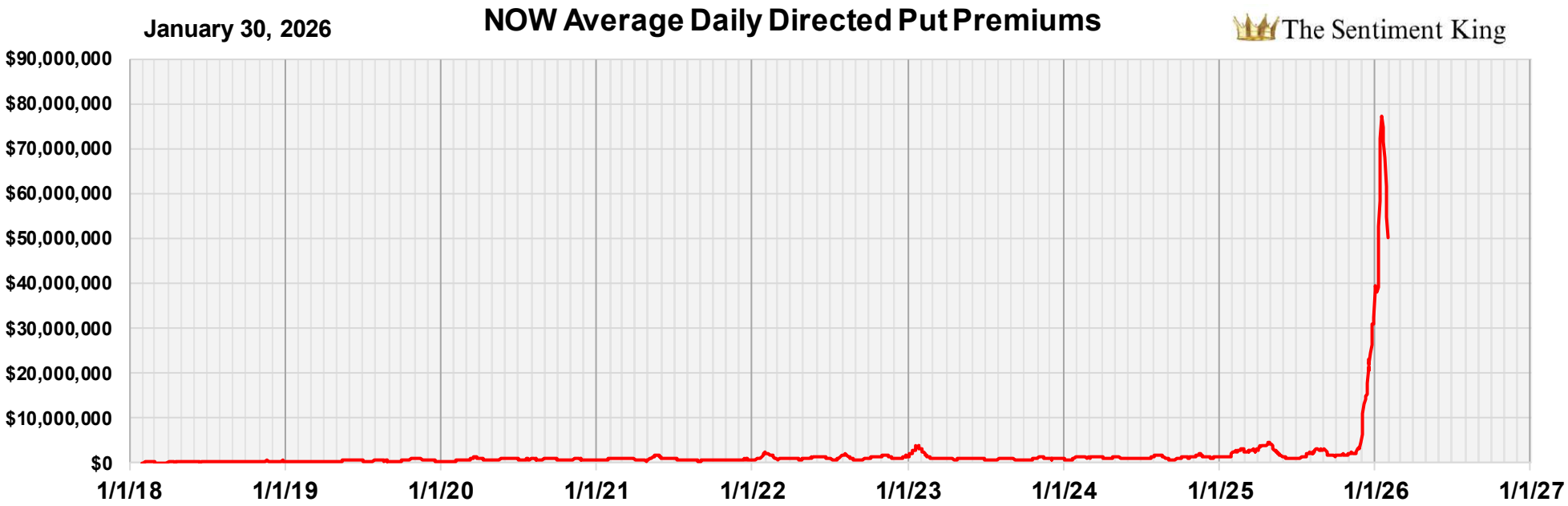
January 30, 2026
NOW Average Daily Directed Put Premiums
The Sentiment King
$90,000,000
$80,000,000
$70,000,000
$60,000,000
$50,000,000
$40,000,000
$30,000,000
$20,000,000
$10,000,000
$0
1/1/18
1/1/19
1/1/20
1/1/21
1/1/22
1/1/23
1/1/24
1/1/25
1/1/26
1/1/27

January 30, 2026

NOW

Sentiment King

100 Day RSI

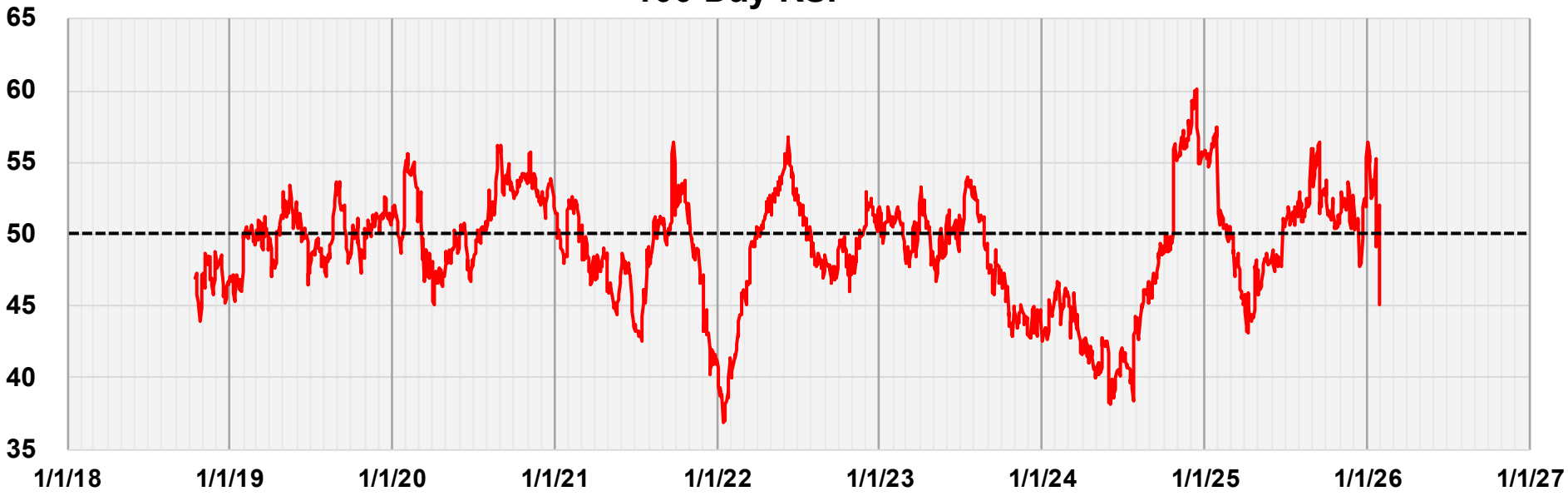

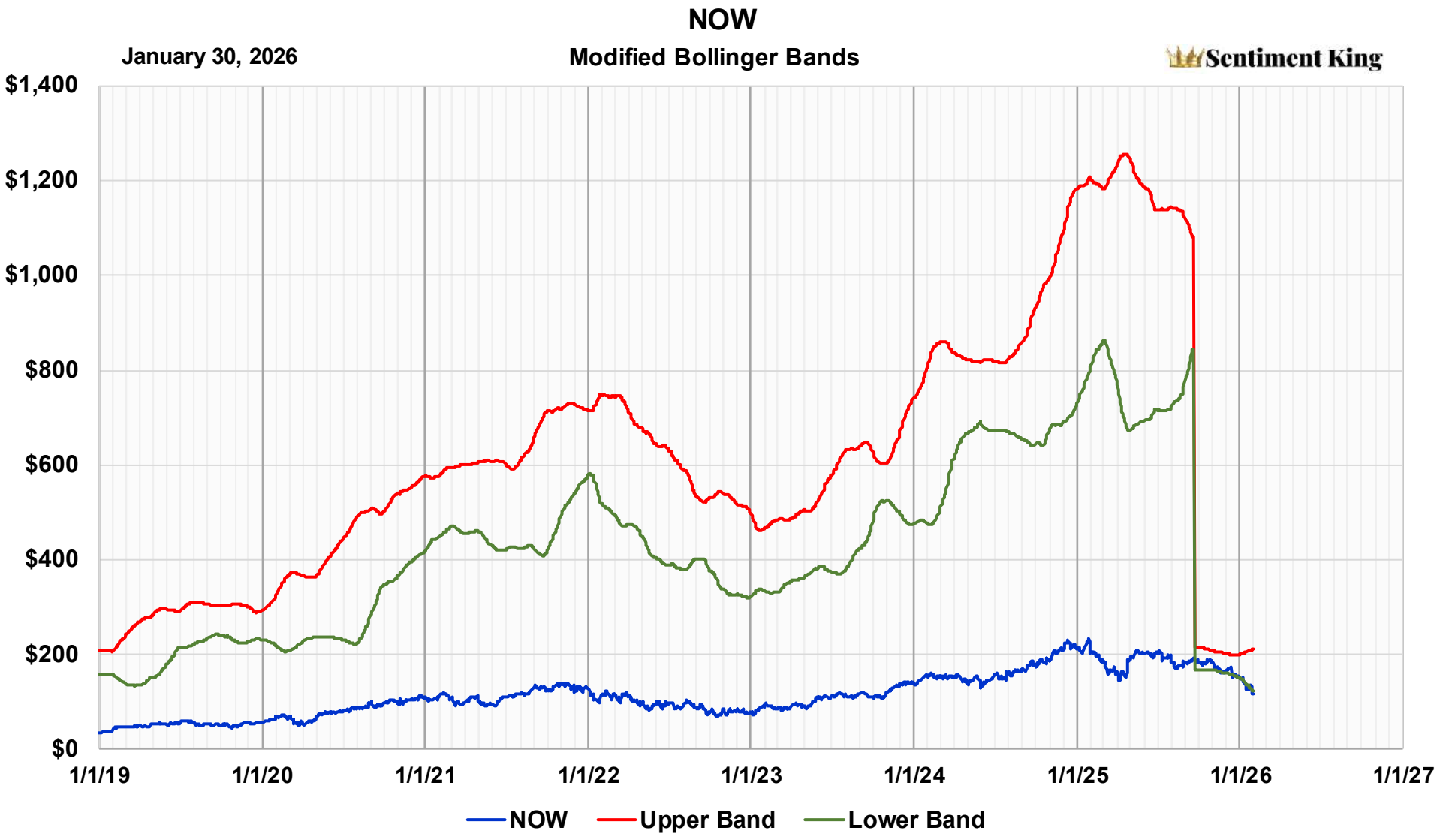
NOW
January 30, 2026
Modified Bollinger Bands
Sentiment King
$1,400
$1,200
$1,000
$800
$600
$400
$200
$0
1/1/19
1/1/20
1/1/21
1/1/22
1/1/23
1/1/24
1/1/25
1/1/26
1/1/27
NOW
Upper Band
Lower Band

January 30, 2026
NVDA
Sentiment King
$192
$96
$48
$24
$12
$6
$3
1/1/18
1/1/19
1/1/20
1/1/21
1/1/22
1/1/23
1/1/24
1/1/25
1/1/26
1/1/27

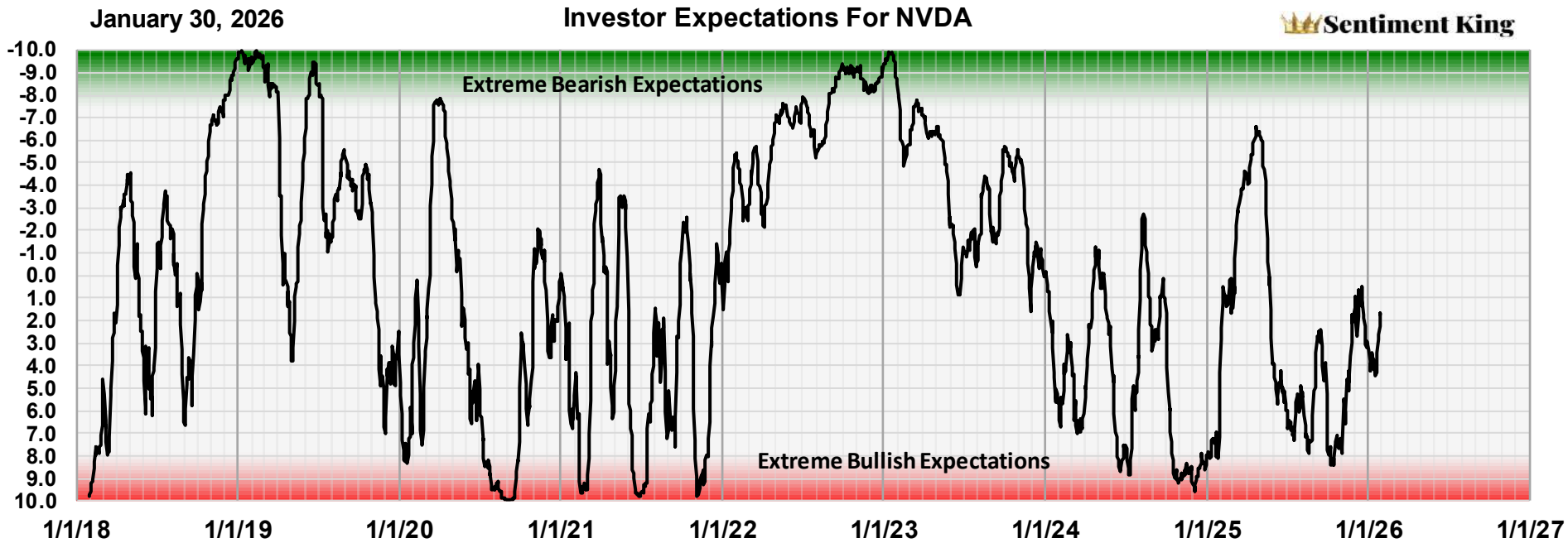
January 30, 2026
Investor Expectations For NVDA
Sentiment King
Extreme Bearish Expectations
Extreme Bullish Expectations
-10.0
-9.0
-8.0
-7.0
-6.0
-5.0
-4.0
-3.0
-2.0
-1.0
0.0
1.0
2.0
3.0
4.0
5.0
6.0
7.0
8.0
9.0
10.0
1/1/18
1/1/19
1/1/20
1/1/21
1/1/22
1/1/23
1/1/24
1/1/25
1/1/26
1/1/27

January 30, 2026
NVDA
Sentiment King
$192
$96
$48
$24
$12
$6
$3
1/1/18
1/1/19
1/1/20
1/1/21
1/1/22
1/1/23
1/1/24
1/1/25
1/1/26
1/1/27

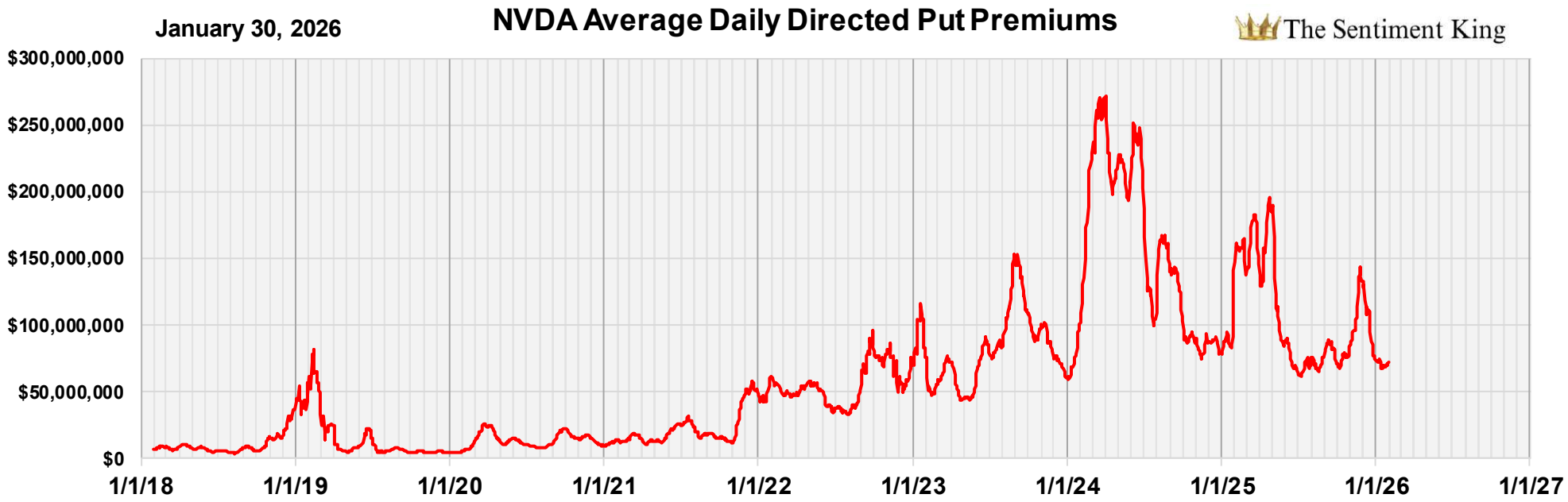
January 30, 2026
NVDA Average Daily Directed Put Premiums
The Sentiment King
$300,000,000
$250,000,000
$200,000,000
$150,000,000
$100,000,000
$50,000,000
$0
1/1/18
1/1/19
1/1/20
1/1/21
1/1/22
1/1/23
1/1/24
1/1/25
1/1/26
1/1/27

January 30, 2026

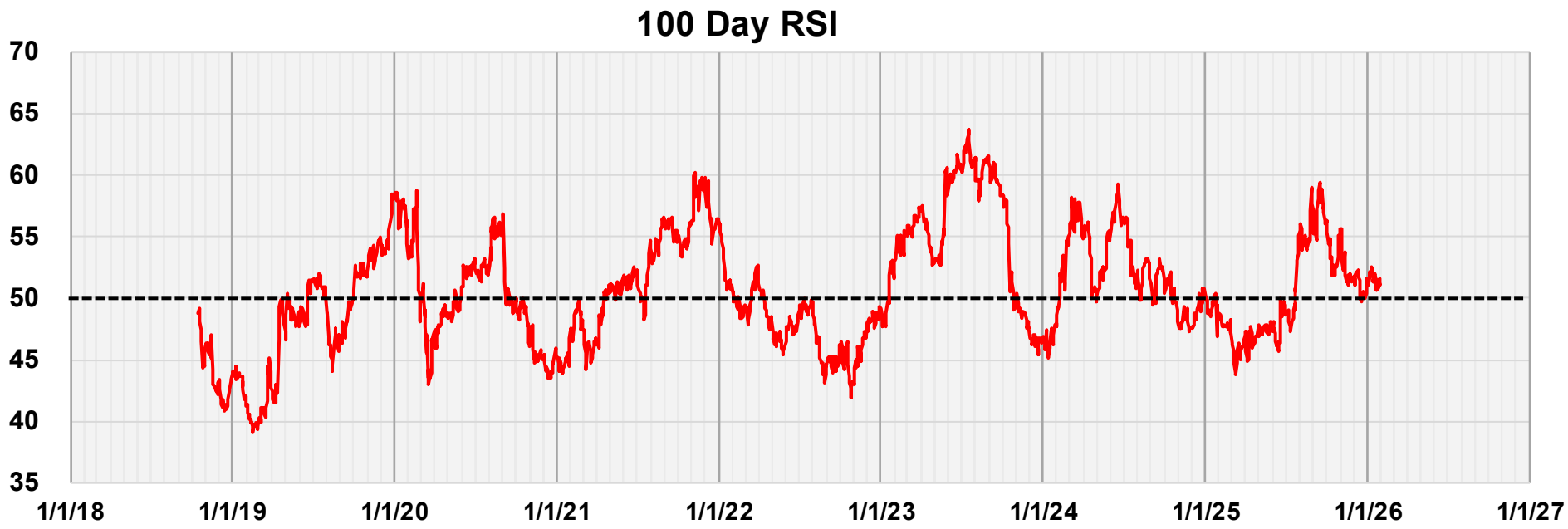

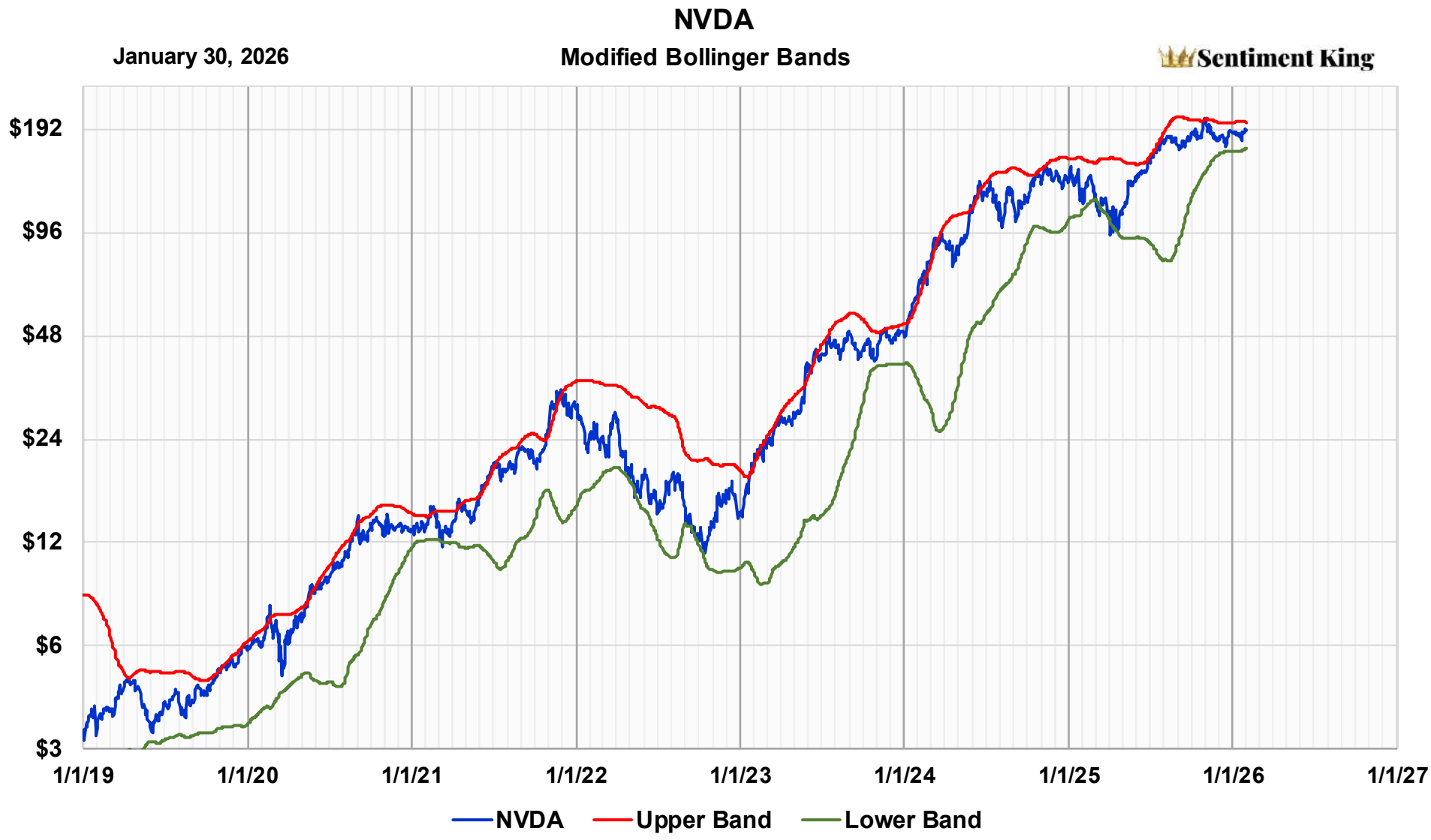
NVDA
January 30, 2026
Modified Bollinger Bands
Sentiment King
$192
$96
$48
$24
$12
$6
$3
1/1/19
1/1/20
1/1/21
1/1/22
1/1/23
1/1/24
1/1/25
1/1/26
1/1/27
NVDA
Upper Band
Lower Band

January 30, 2026
ORCL
Sentiment King
$480
$240
$120
$60
$30
1/1/18
1/1/19
1/1/20
1/1/21
1/1/22
1/1/23
1/1/24
1/1/25
1/1/26
1/1/27

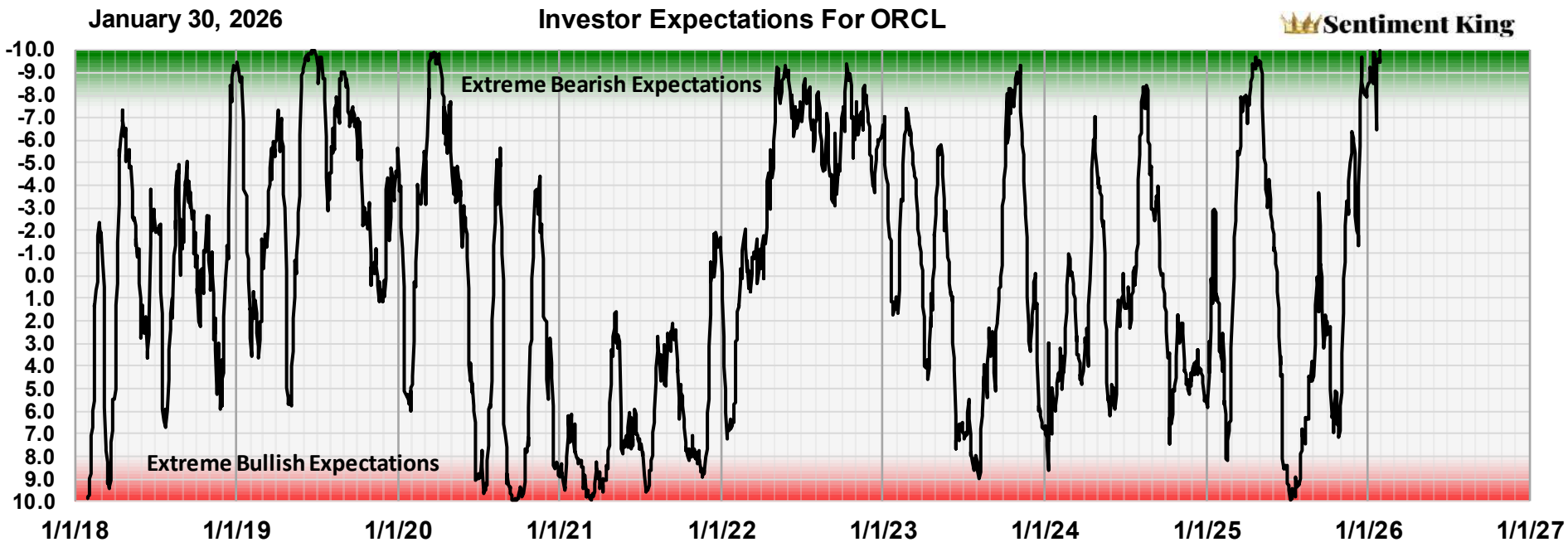
January 30, 2026
Investor Expectations For ORCL
Sentiment King
Extreme Bearish Expectations
Extreme Bullish Expectations
-10.0
-9.0
-8.0
-7.0
-6.0
-5.0
-4.0
-3.0
-2.0
-1.0
0.0
1.0
2.0
3.0
4.0
5.0
6.0
7.0
8.0
9.0
10.0
1/1/18
1/1/19
1/1/20
1/1/21
1/1/22
1/1/23
1/1/24
1/1/25
1/1/26
1/1/27

January 30, 2026
ORCL
Sentiment King
$480
$240
$120
$60
$30
1/1/18
1/1/19
1/1/20
1/1/21
1/1/22
1/1/23
1/1/24
1/1/25
1/1/26
1/1/27

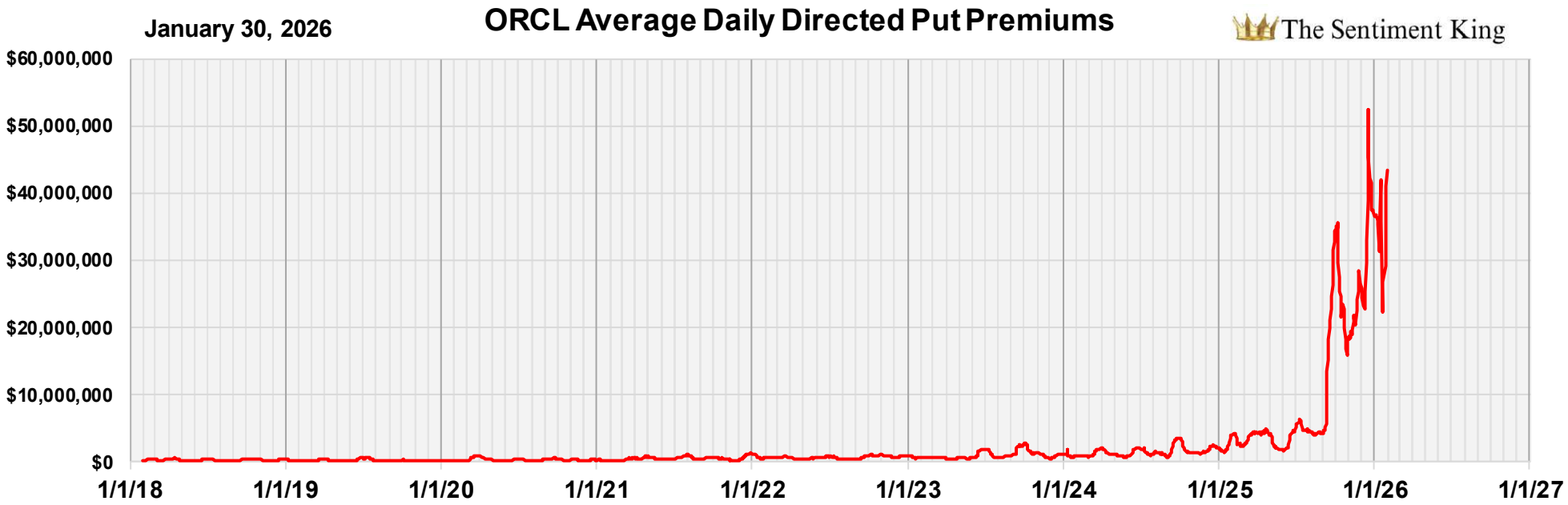
January 30, 2026
ORCL Average Daily Directed Put Premiums
The Sentiment King
$60,000,000
$50,000,000
$40,000,000
$30,000,000
$20,000,000
$10,000,000
$0
1/1/18
1/1/19
1/1/20
1/1/21
1/1/22
1/1/23
1/1/24
1/1/25
1/1/26
1/1/27

January 30, 2026

ORCL

Sentiment King

100 Day RSI

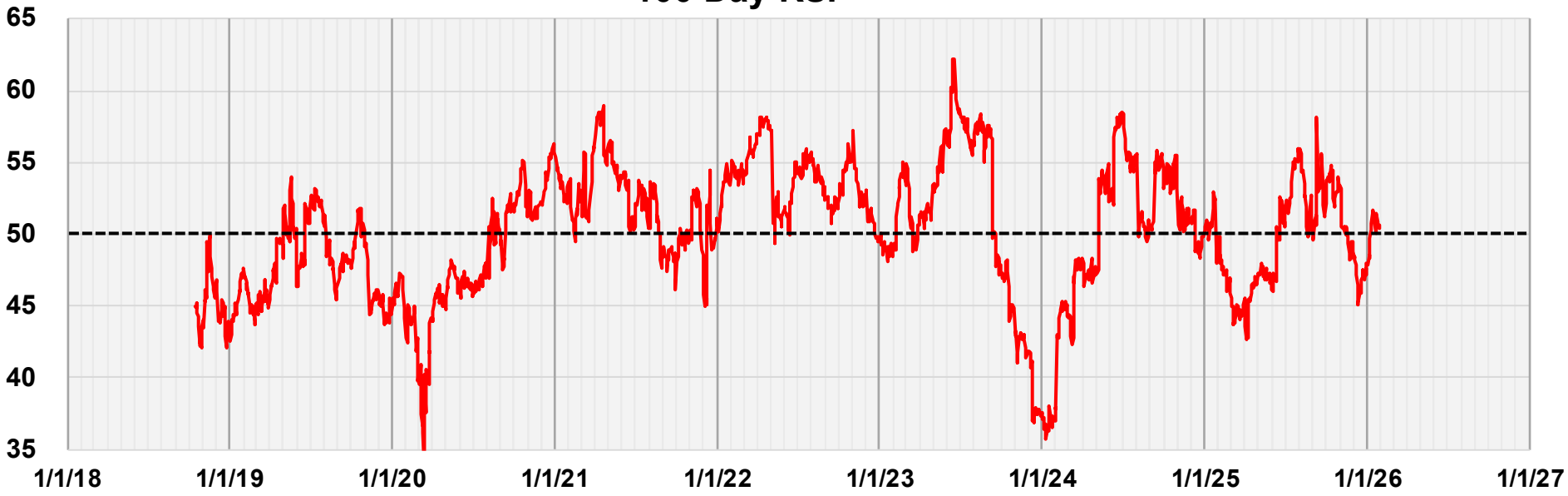

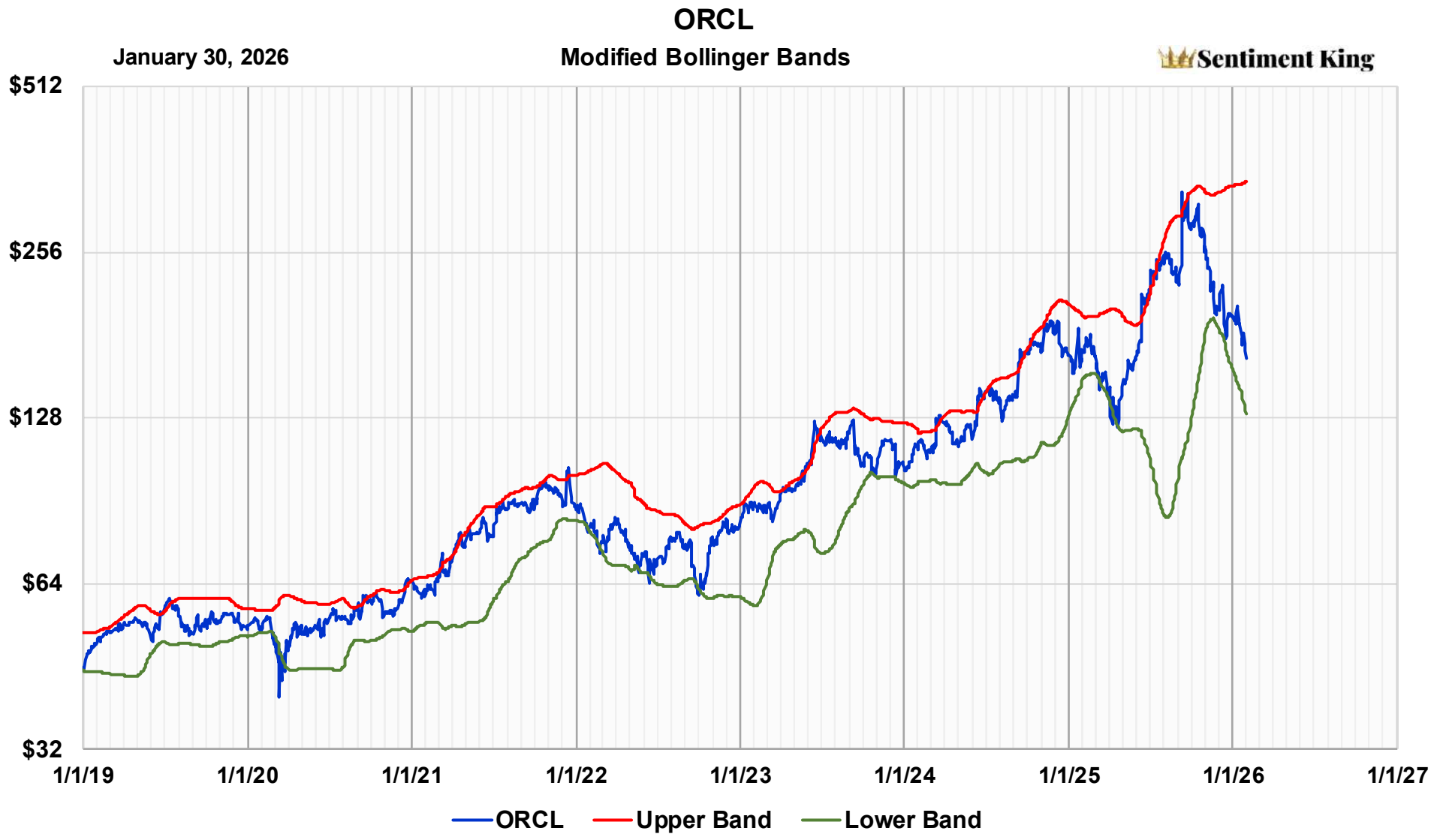
ORCL
January 30, 2026
Modified Bollinger Bands
Sentiment King
$512
$256
$128
$64
$32
1/1/19
1/1/20
1/1/21
1/1/22
1/1/23
1/1/24
1/1/25
1/1/26
1/1/27
ORCL
Upper Band
Lower Band

January 30, 2026
PANW
Sentiment King
$250
$225
$200
$175
$150
$125
$100
$75
$50
$25
$0
1/1/18
1/1/19
1/1/20
1/1/21
1/1/22
1/1/23
1/1/24
1/1/25
1/1/26
1/1/27

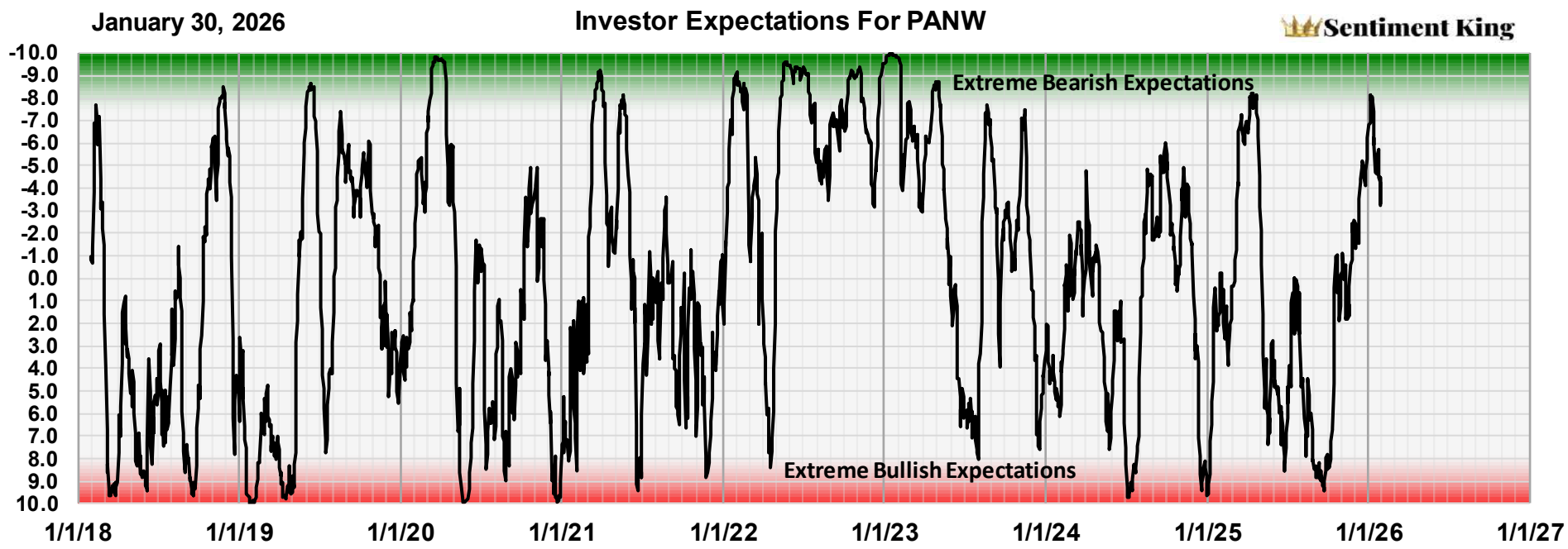
January 30, 2026
Investor Expectations For PANW
Sentiment King
Extreme Bearish Expectations
Extreme Bullish Expectations
-10.0
-9.0
-8.0
-7.0
-6.0
-5.0
-4.0
-3.0
-2.0
-1.0
0.0
1.0
2.0
3.0
4.0
5.0
6.0
7.0
8.0
9.0
10.0
1/1/18
1/1/19
1/1/20
1/1/21
1/1/22
1/1/23
1/1/24
1/1/25
1/1/26
1/1/27

January 30, 2026
PANW
Sentiment King
$250
$225
$200
$175
$150
$125
$100
$75
$50
$25
$0
1/1/18
1/1/19
1/1/20
1/1/21
1/1/22
1/1/23
1/1/24
1/1/25
1/1/26
1/1/27

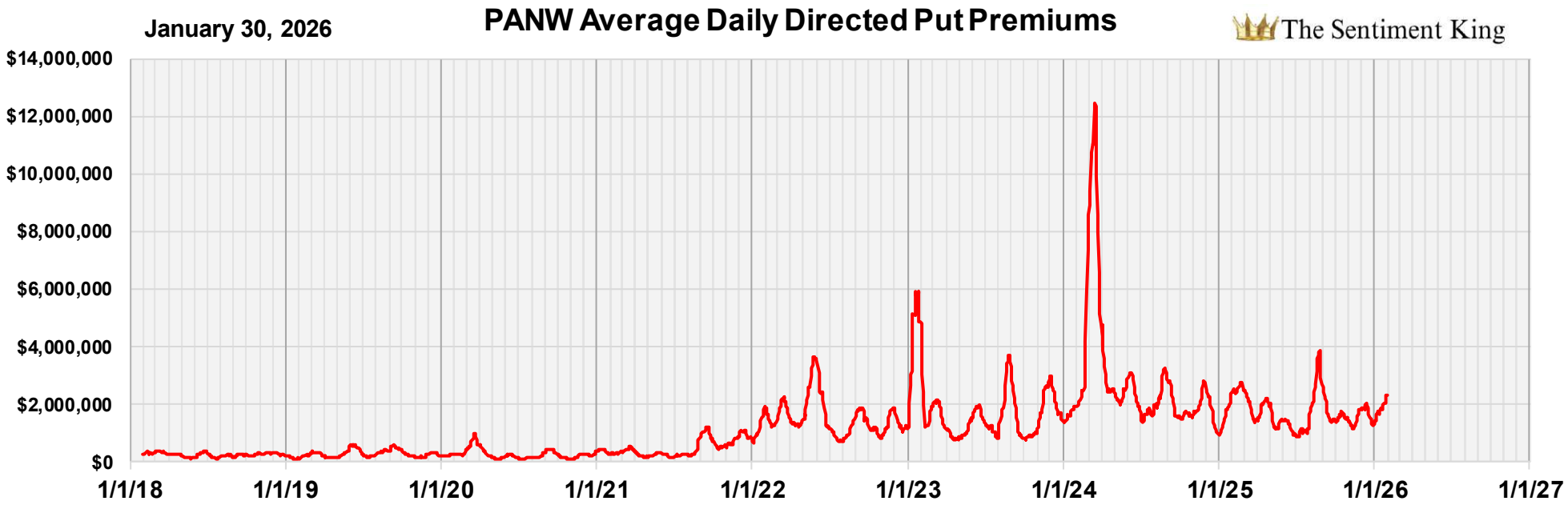
January 30, 2026
PANW Average Daily Directed Put Premiums
The Sentiment King
$14,000,000
$12,000,000
$10,000,000
$8,000,000
$6,000,000
$4,000,000
$2,000,000
$0
1/1/18
1/1/19
1/1/20
1/1/21
1/1/22
1/1/23
1/1/24
1/1/25
1/1/26
1/1/27

January 30, 2026

PANW

Sentiment King

100 Day RSI

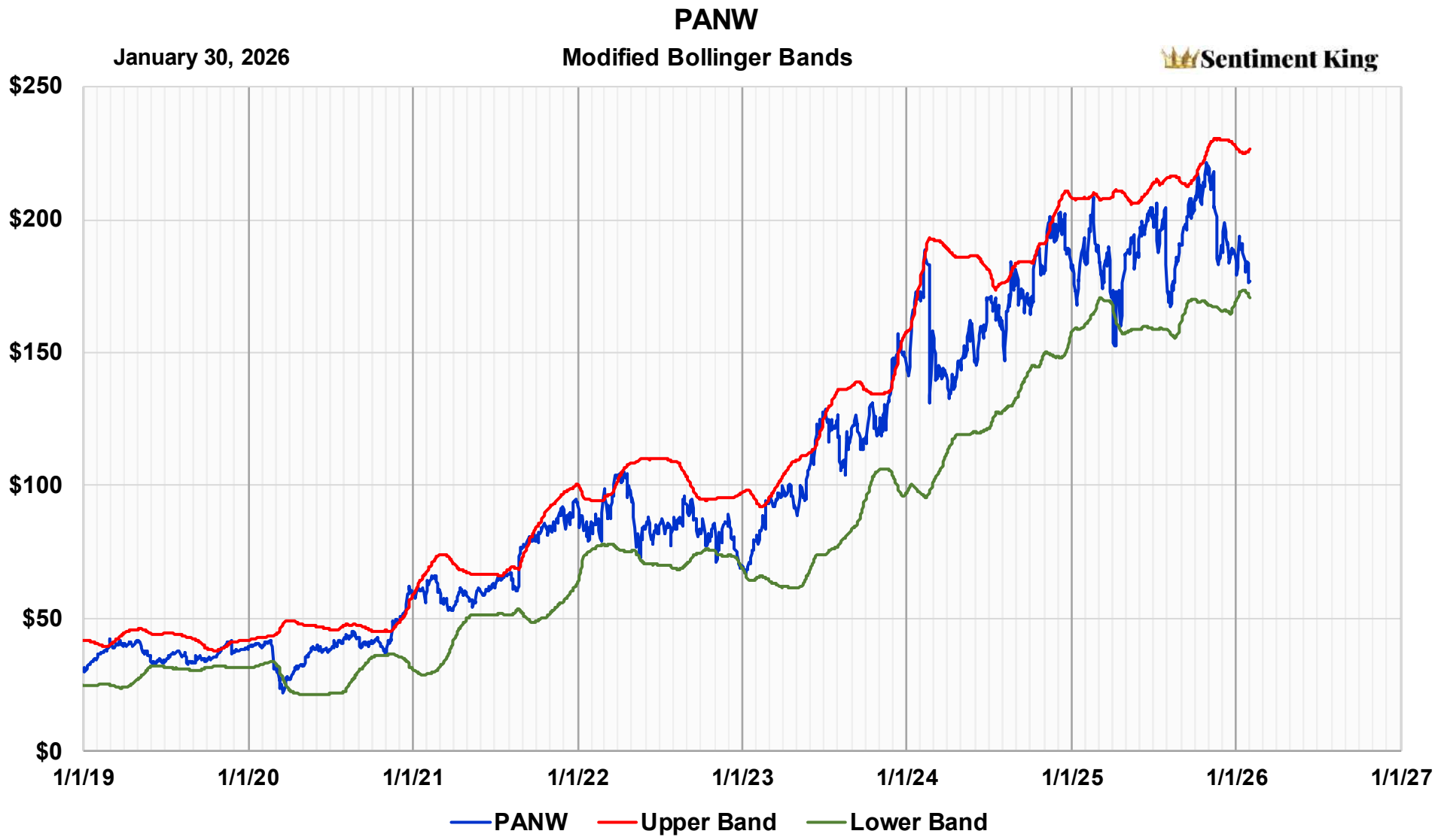
PANW
January 30, 2026
Modified Bollinger Bands
Sentiment King
$250
$200
$150
$100
$50
$0
1/1/19
1/1/20
1/1/21
1/1/22
1/1/23
1/1/24
1/1/25
1/1/26
1/1/27
PANW
Upper Band
Lower Band

January 30, 2026
PDD
Sentiment King
$225
$200
$175
$150
$125
$100
$75
$50
$25
$0
1/1/18
1/1/19
1/1/20
1/1/21
1/1/22
1/1/23
1/1/24
1/1/25
1/1/26
1/1/27

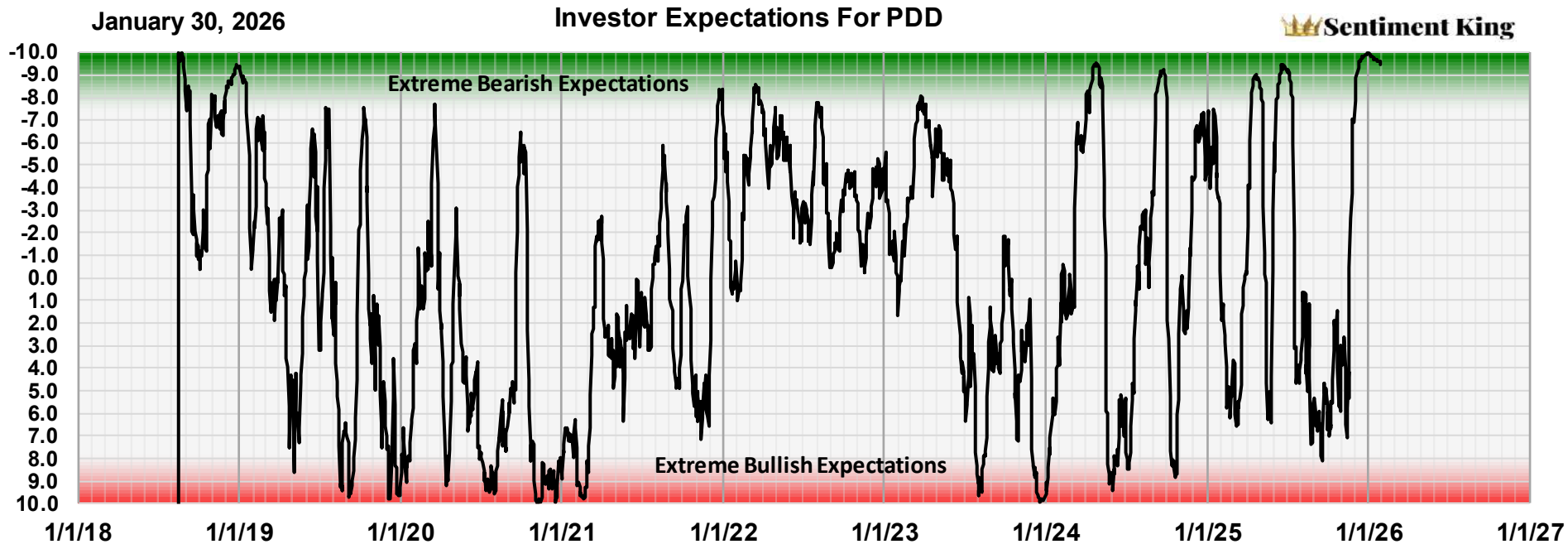
January 30, 2026
Investor Expectations For PDD
Sentiment King
Extreme Bearish Expectations
Extreme Bullish Expectations
-10.0
-9.0
-8.0
-7.0
-6.0
-5.0
-4.0
-3.0
-2.0
-1.0
0.0
1.0
2.0
3.0
4.0
5.0
6.0
7.0
8.0
9.0
10.0
1/1/18
1/1/19
1/1/20
1/1/21
1/1/22
1/1/23
1/1/24
1/1/25
1/1/26
1/1/27

January 30, 2026
PDD
Sentiment King
$225
$200
$175
$150
$125
$100
$75
$50
$25
$0
1/1/18
1/1/19
1/1/20
1/1/21
1/1/22
1/1/23
1/1/24
1/1/25
1/1/26
1/1/27

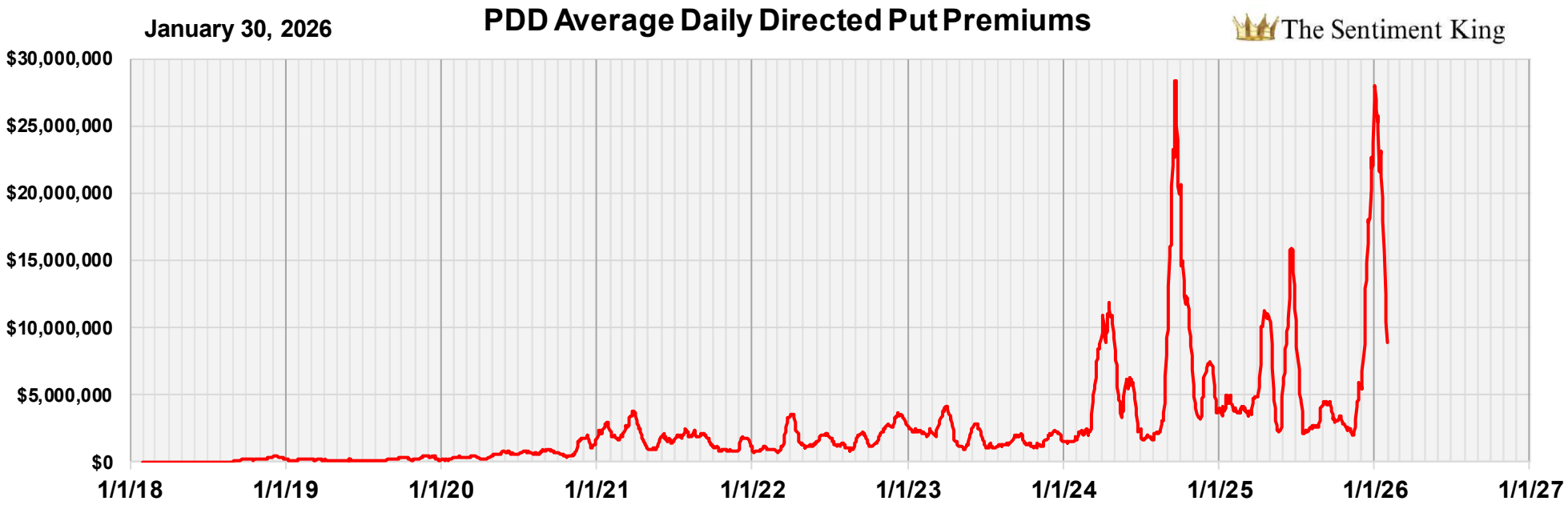
January 30, 2026
PDD Average Daily Directed Put Premiums
The Sentiment King
$30,000,000
$25,000,000
$20,000,000
$15,000,000
$10,000,000
$5,000,000
$0
1/1/18
1/1/19
1/1/20
1/1/21
1/1/22
1/1/23
1/1/24
1/1/25
1/1/26
1/1/27

January 30, 2026

PDD

Sentiment King

100 Day RSI

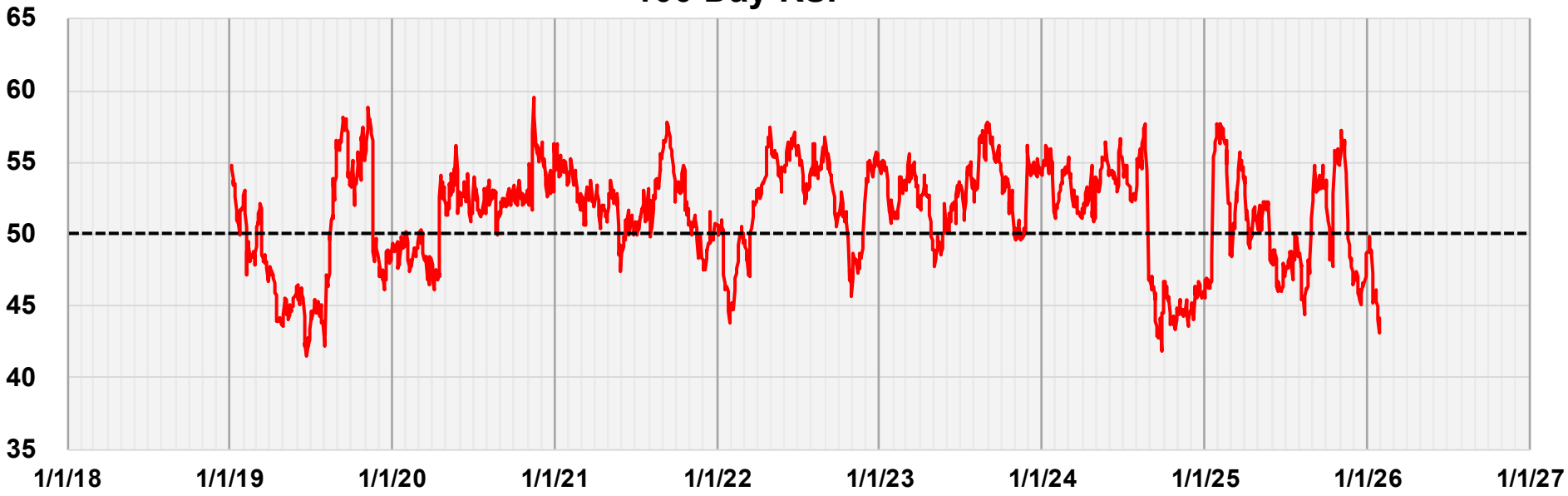

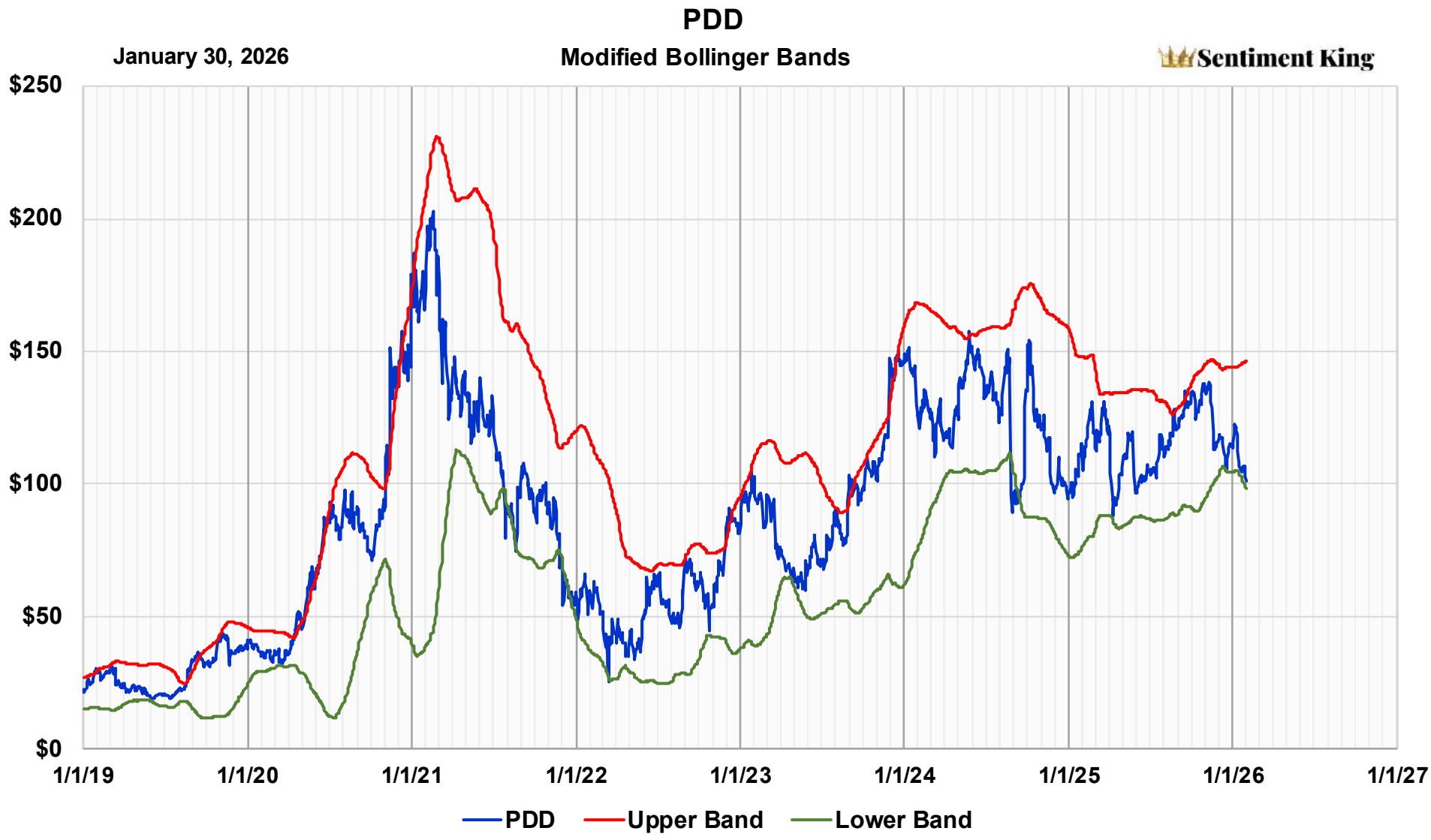
PDD
January 30, 2026
Modified Bollinger Bands
Sentiment King
$250
$200
$150
$100
$50
$0
1/1/19
1/1/20
1/1/21
1/1/22
1/1/23
1/1/24
1/1/25
1/1/26
1/1/27
PDD
Upper Band
Lower Band

January 30, 2026
PEP
Sentiment King
$200
$175
$150
$125
$100
$75
1/1/18
1/1/19
1/1/20
1/1/21
1/1/22
1/1/23
1/1/24
1/1/25
1/1/26
1/1/27

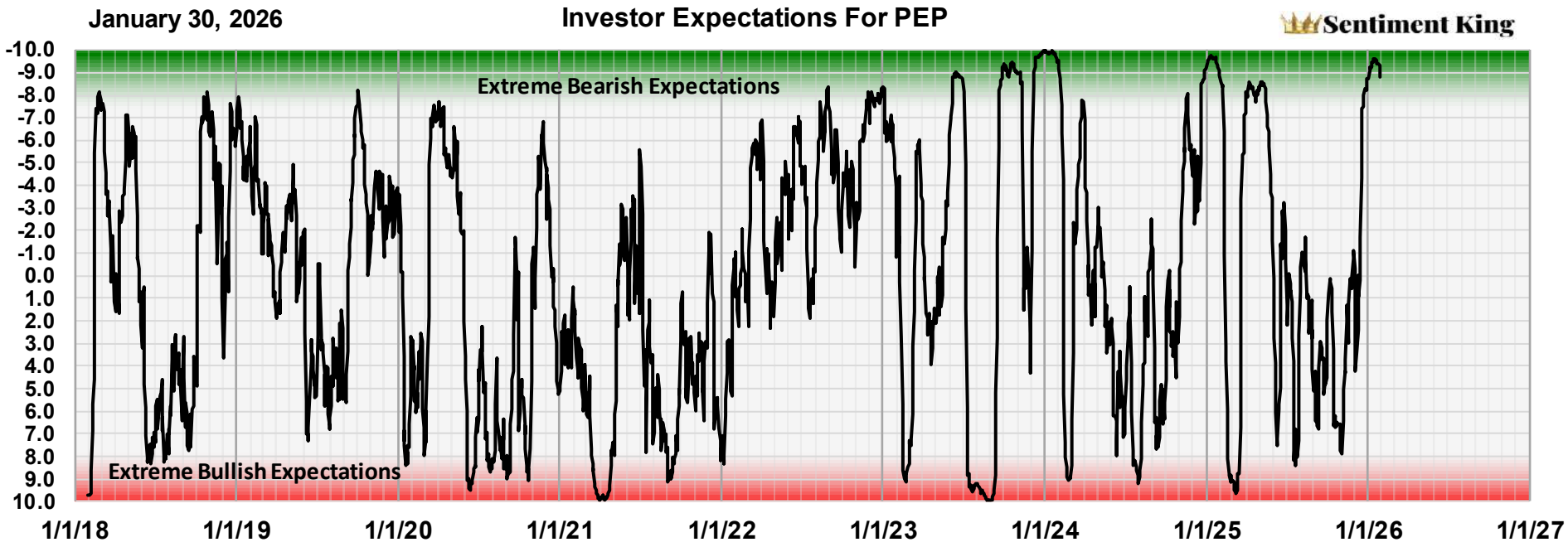
January 30, 2026
Investor Expectations For PEP
Sentiment King
Extreme Bearish Expectations
Extreme Bullish Expectations
-10.0
-9.0
-8.0
-7.0
-6.0
-5.0
-4.0
-3.0
-2.0
-1.0
0.0
1.0
2.0
3.0
4.0
5.0
6.0
7.0
8.0
9.0
10.0
1/1/18
1/1/19
1/1/20
1/1/21
1/1/22
1/1/23
1/1/24
1/1/25
1/1/26
1/1/27

January 30, 2026
PEP
Sentiment King
$200
$175
$150
$125
$100
$75
1/1/18
1/1/19
1/1/20
1/1/21
1/1/22
1/1/23
1/1/24
1/1/25
1/1/26
1/1/27

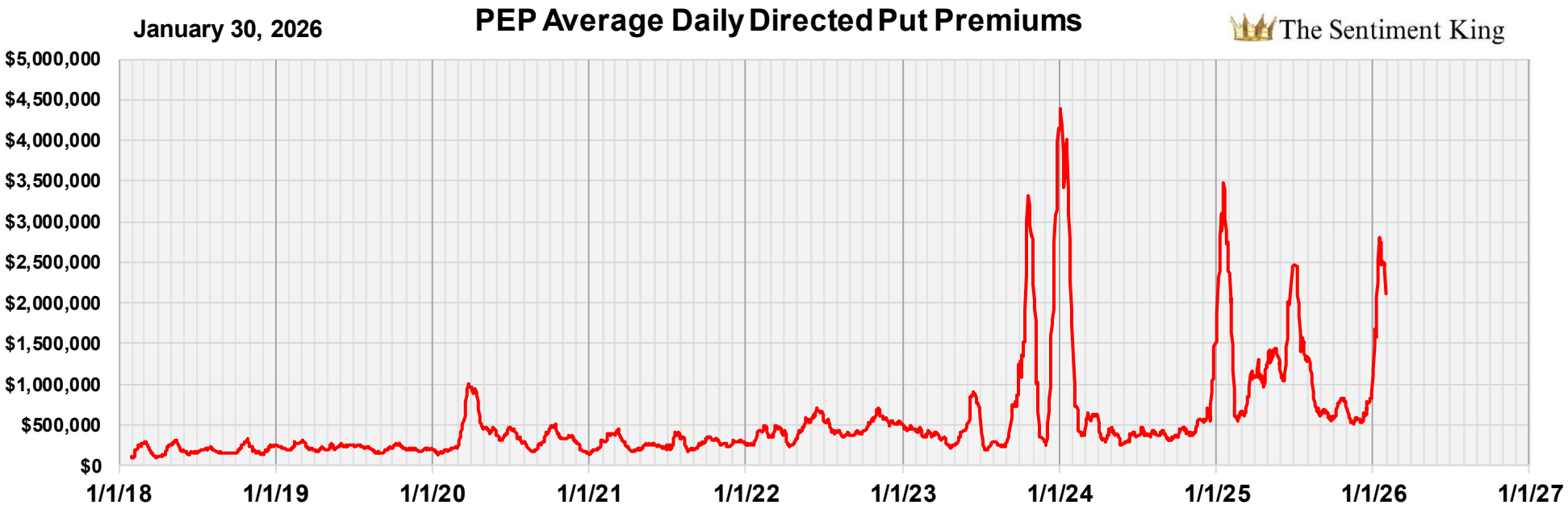
January 30, 2026
PEP Average Daily Directed Put Premiums
The Sentiment King
$5,000,000
$4,500,000
$4,000,000
$3,500,000
$3,000,000
$2,500,000
$2,000,000
$1,500,000
$1,000,000
$500,000
$0
1/1/18
1/1/19
1/1/20
1/1/21
1/1/22
1/1/23
1/1/24
1/1/25
1/1/26
1/1/27

January 30, 2026

PEP

Sentiment King

100 Day RSI

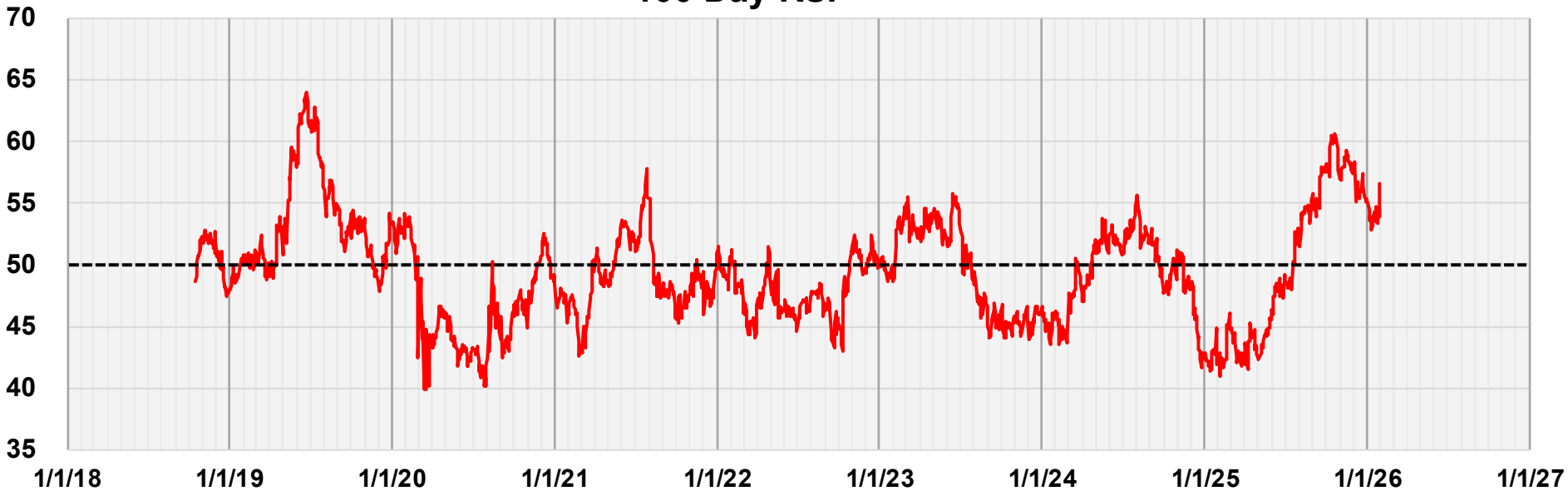

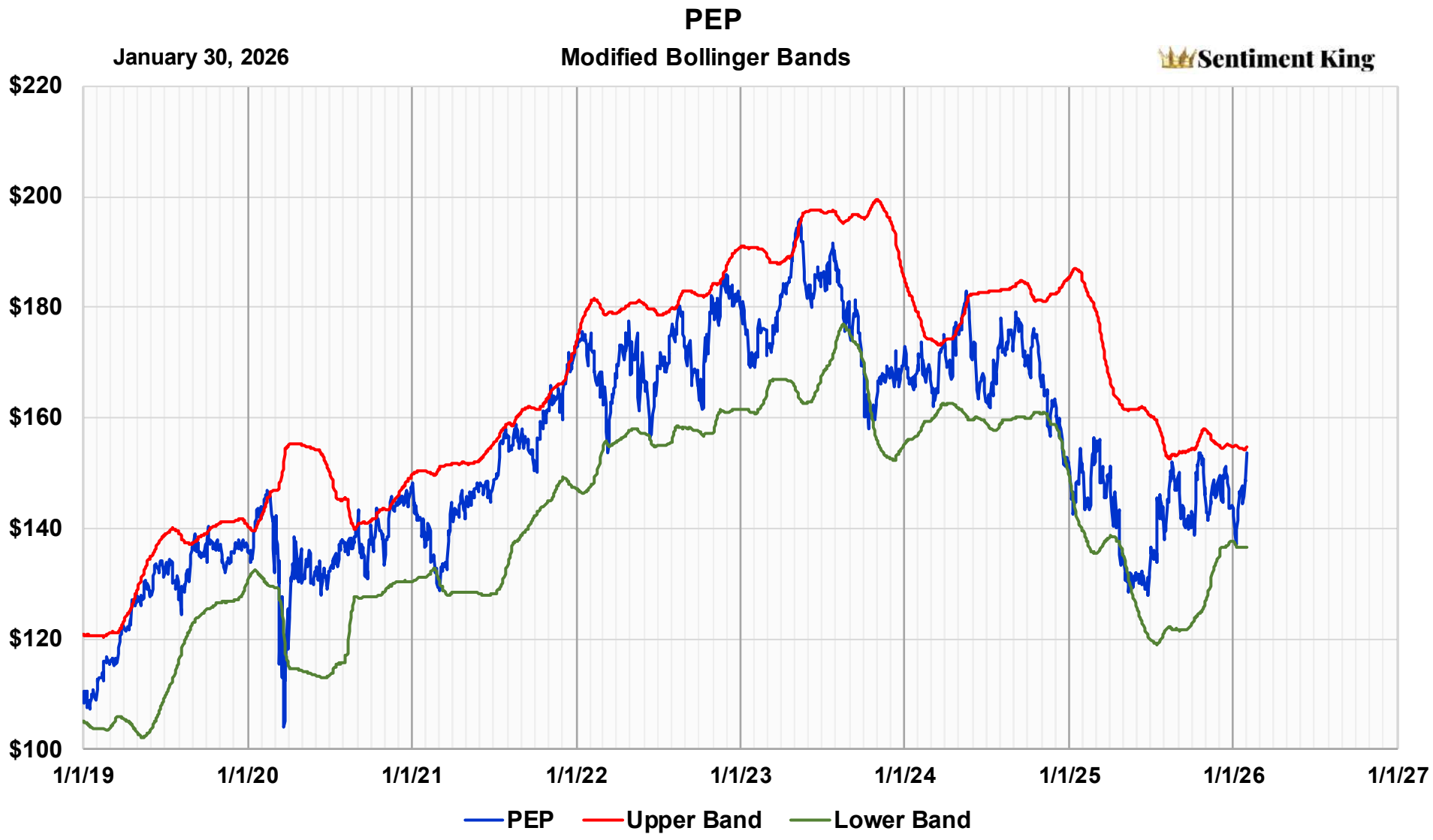
PEP
January 30, 2026
Modified Bollinger Bands
Sentiment King
$220
$200
$180
$160
$140
$120
$100
1/1/19
1/1/20
1/1/21
1/1/22
1/1/23
1/1/24
1/1/25
1/1/26
1/1/27
PEP
Upper Band
Lower Band

January 30, 2026
PFE
Sentiment King
$65
$60
$55
$50
$45
$40
$35
$30
$25
$20
$15
1/1/18
1/1/19
1/1/20
1/1/21
1/1/22
1/1/23
1/1/24
1/1/25
1/1/26
1/1/27

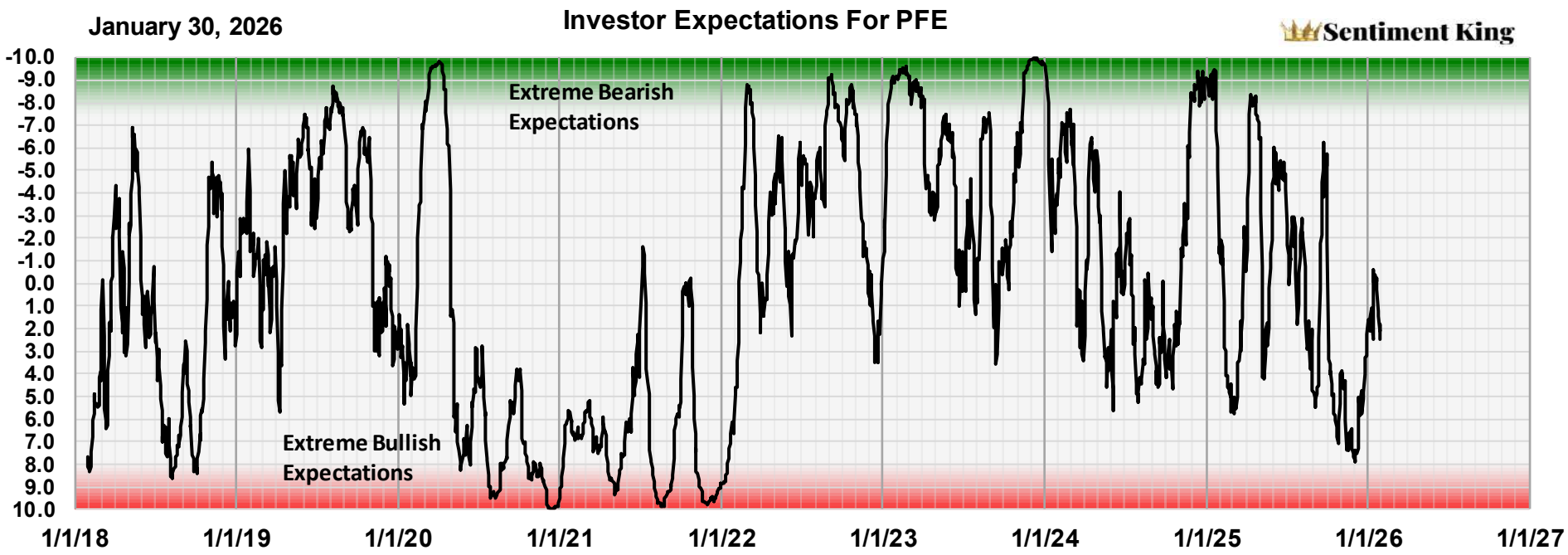
January 30, 2026
Investor Expectations For PFE
Sentiment King
Extreme Bearish Expectations
Extreme Bullish Expectations
-10.0
-9.0
-8.0
-7.0
-6.0
-5.0
-4.0
-3.0
-2.0
-1.0
0.0
1.0
2.0
3.0
4.0
5.0
6.0
7.0
8.0
9.0
10.0
1/1/18
1/1/19
1/1/20
1/1/21
1/1/22
1/1/23
1/1/24
1/1/25
1/1/26
1/1/27

January 30, 2026
PFE
Sentiment King
$65
$60
$55
$50
$45
$40
$35
$30
$25
$20
$15
1/1/18
1/1/19
1/1/20
1/1/21
1/1/22
1/1/23
1/1/24
1/1/25
1/1/26
1/1/27

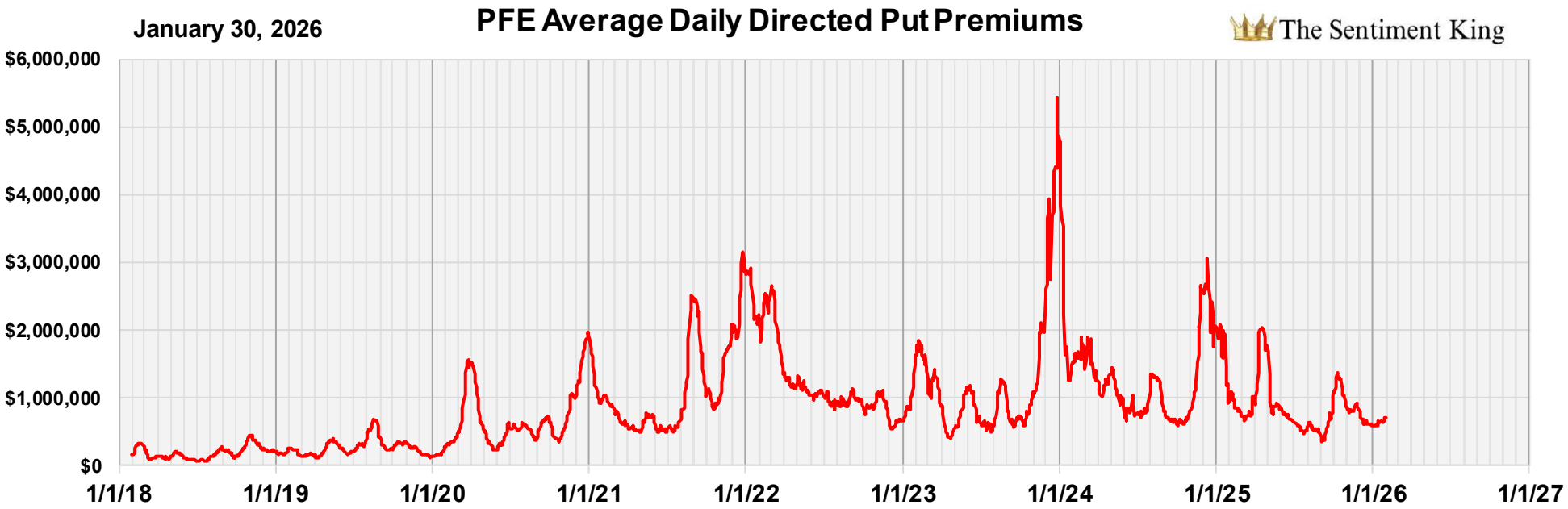
January 30, 2026
PFE Average Daily Directed Put Premiums
The Sentiment King
$6,000,000
$5,000,000
$4,000,000
$3,000,000
$2,000,000
$1,000,000
$0
1/1/18
1/1/19
1/1/20
1/1/21
1/1/22
1/1/23
1/1/24
1/1/25
1/1/26
1/1/27

January 30, 2026

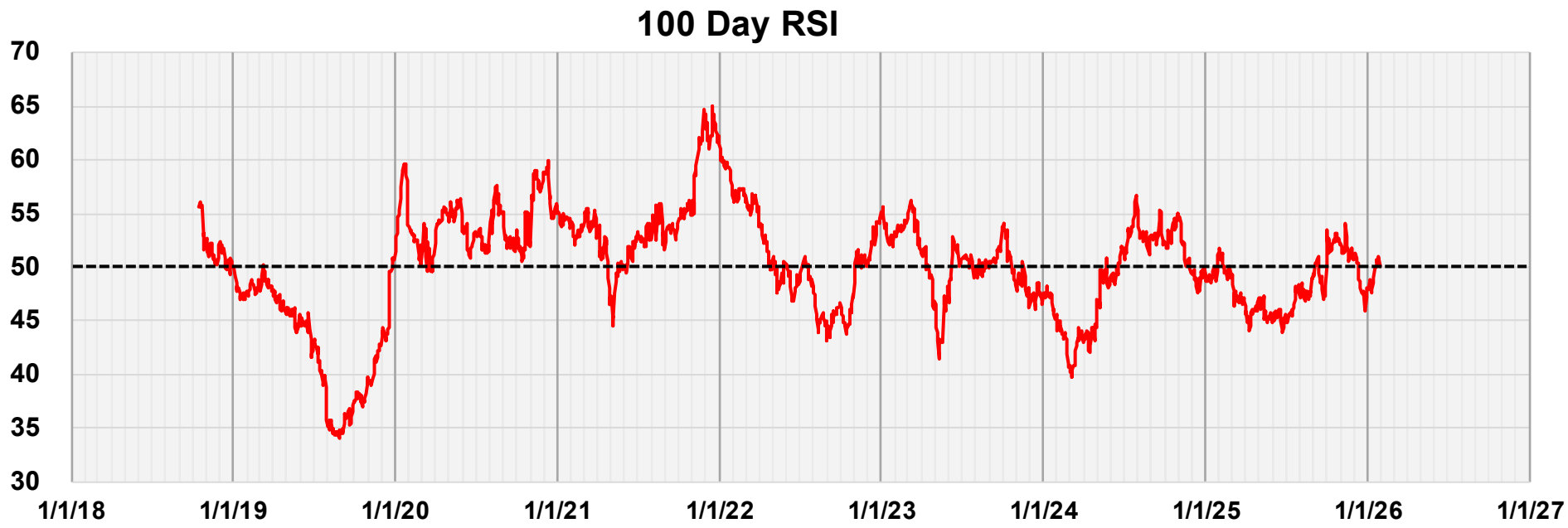

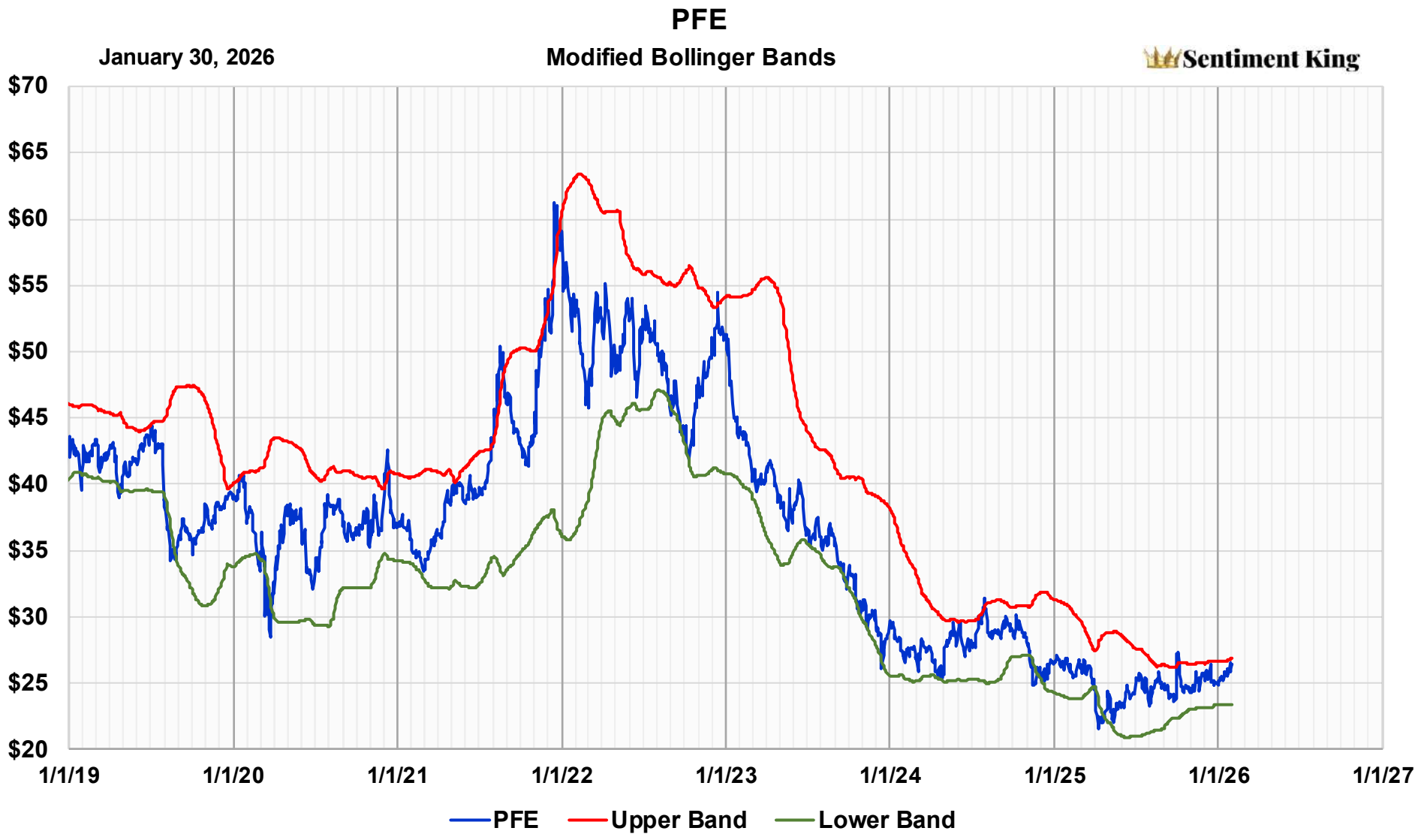
PFE
January 30, 2026
Modified Bollinger Bands
Sentiment King
$70
$65
$60
$55
$50
$45
$40
$35
$30
$25
$20
1/1/19
1/1/20
1/1/21
1/1/22
1/1/23
1/1/24
1/1/25
1/1/26
1/1/27
PFE
Upper Band
Lower Band

January 30, 2026
PG
Sentiment King
$200
$175
$150
$125
$100
$75
$50
1/1/18
1/1/19
1/1/20
1/1/21
1/1/22
1/1/23
1/1/24
1/1/25
1/1/26
1/1/27

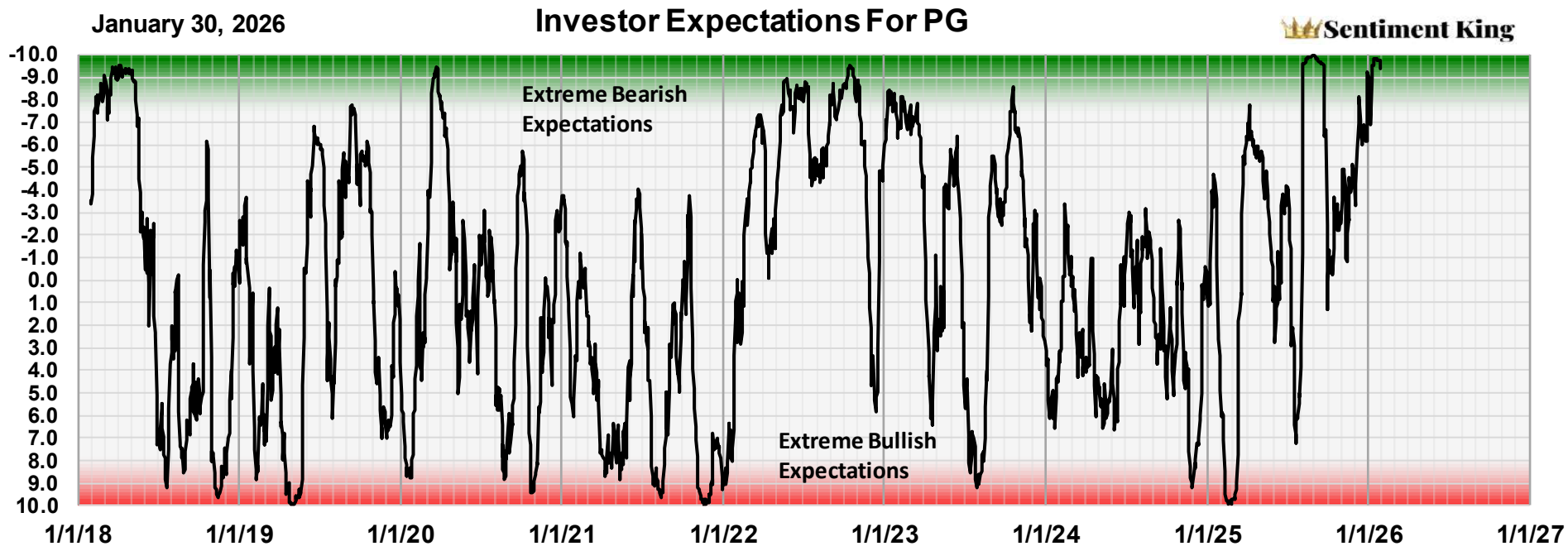
January 30, 2026
Investor Expectations For PG
Sentiment King
Extreme Bearish Expectations
Extreme Bullish Expectations
-10.0
-9.0
-8.0
-7.0
-6.0
-5.0
-4.0
-3.0
-2.0
-1.0
0.0
1.0
2.0
3.0
4.0
5.0
6.0
7.0
8.0
9.0
10.0
1/1/18
1/1/19
1/1/20
1/1/21
1/1/22
1/1/23
1/1/24
1/1/25
1/1/26
1/1/27

January 30, 2026
PG
Sentiment King
$200
$175
$150
$125
$100
$75
$50
1/1/18
1/1/19
1/1/20
1/1/21
1/1/22
1/1/23
1/1/24
1/1/25
1/1/26
1/1/27

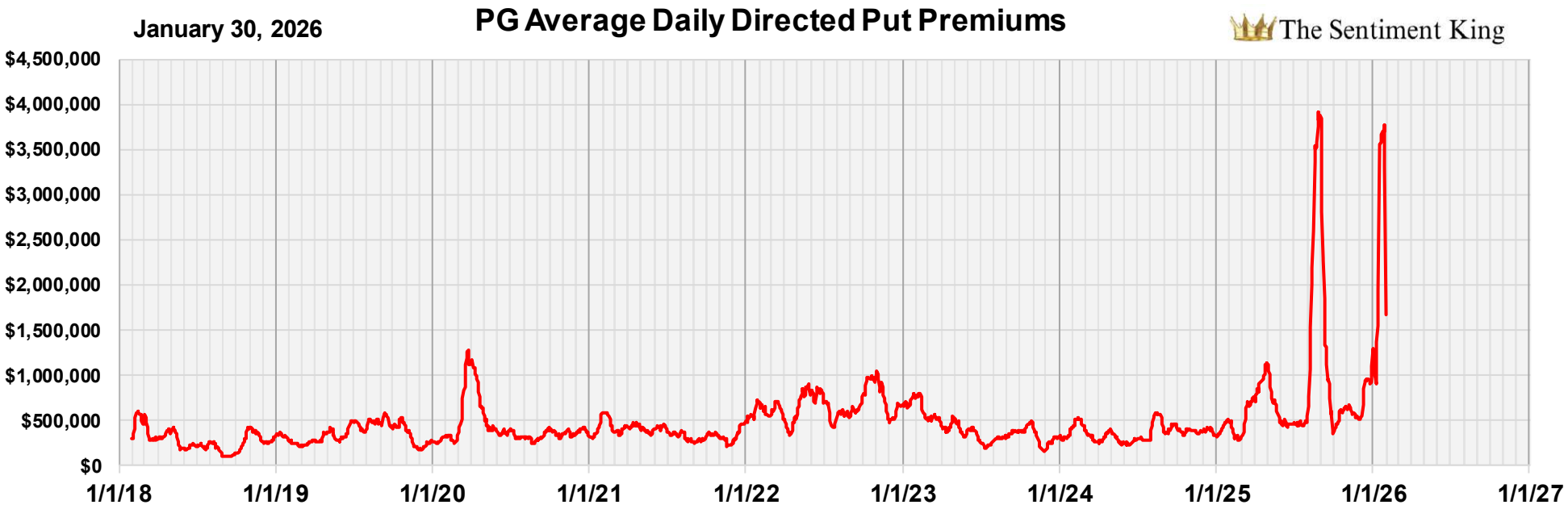
January 30, 2026
PG Average Daily Directed Put Premiums
The Sentiment King
$4,500,000
$4,000,000
$3,500,000
$3,000,000
$2,500,000
$2,000,000
$1,500,000
$1,000,000
$500,000
$0
1/1/18
1/1/19
1/1/20
1/1/21
1/1/22
1/1/23
1/1/24
1/1/25
1/1/26
1/1/27

January 30, 2026

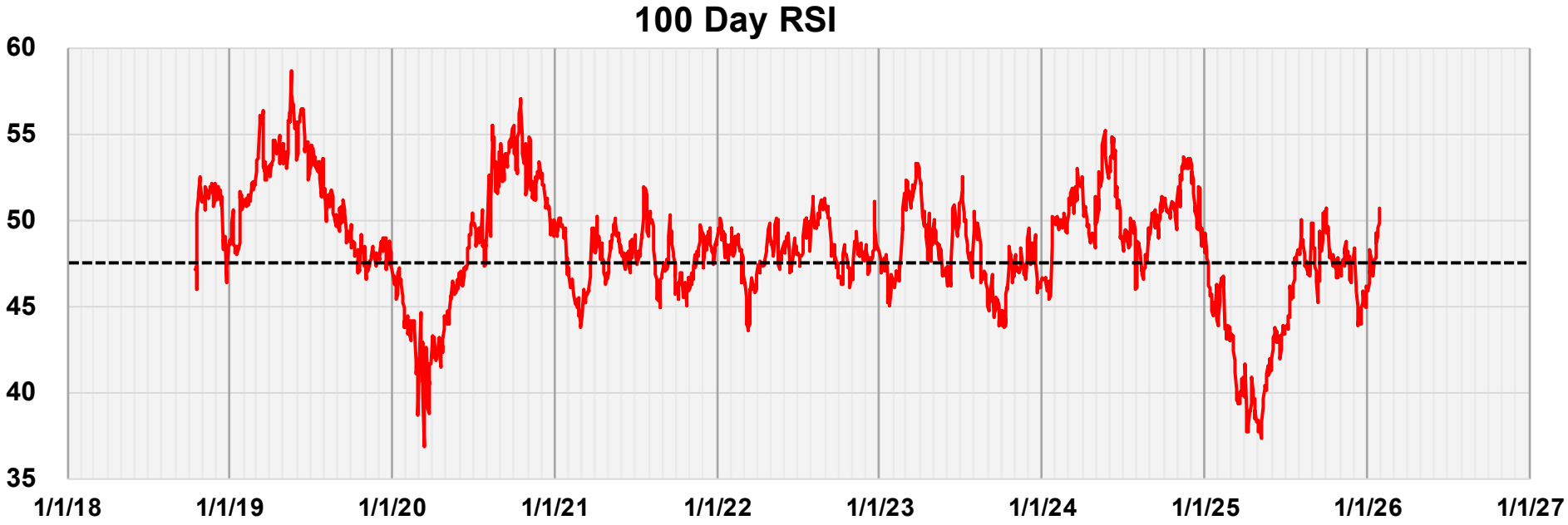

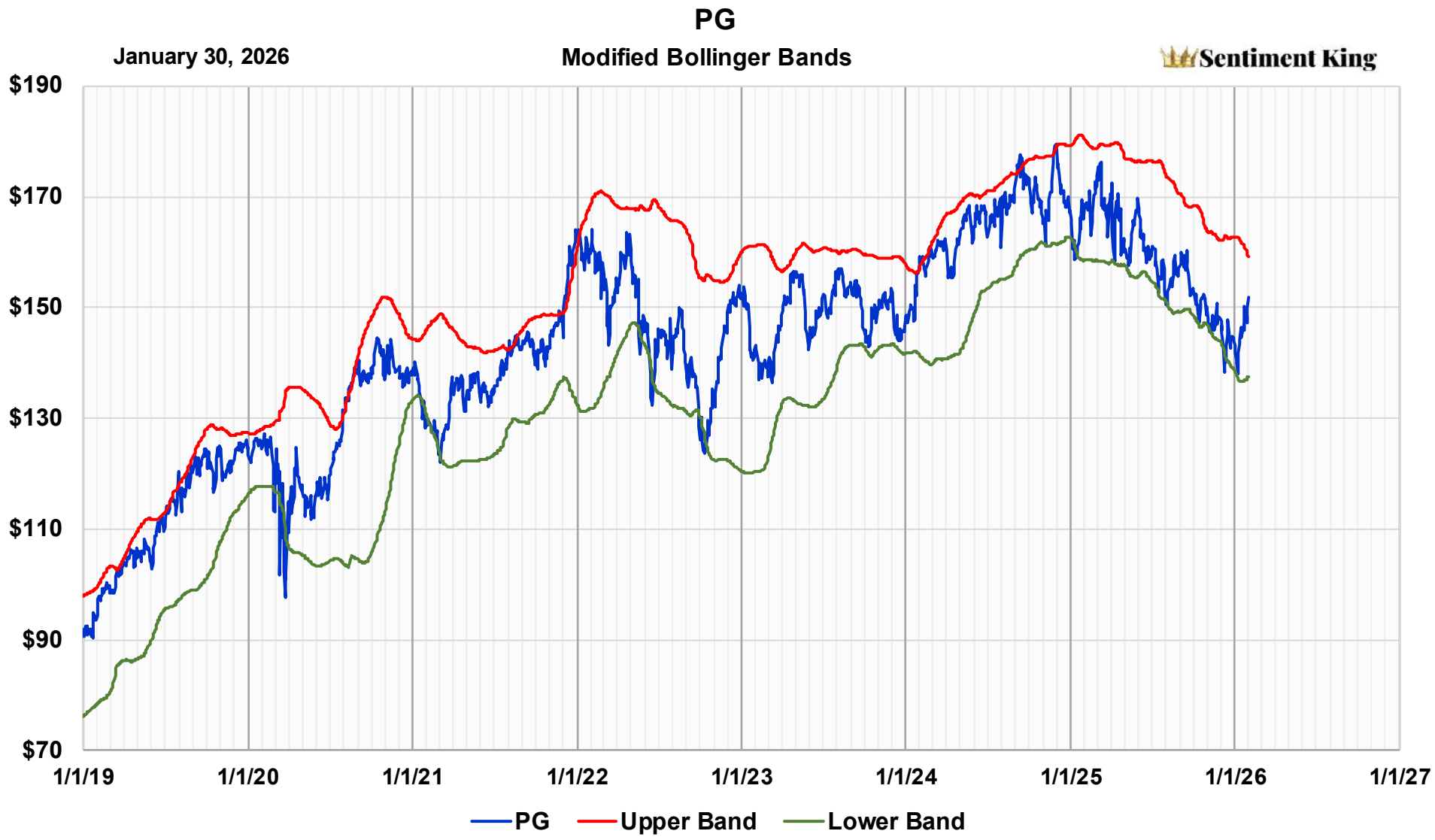
PG
January 30, 2026
Modified Bollinger Bands
Sentiment King
$190
$170
$150
$130
$110
$90
$70
1/1/19
1/1/20
1/1/21
1/1/22
1/1/23
1/1/24
1/1/25
1/1/26
1/1/27
PG
Upper Band
Lower Band

January 30, 2026
PLTR
Sentiment King
$320
$160
$80
$40
$20
$10
$5
1/1/18
1/1/19
1/1/20
1/1/21
1/1/22
1/1/23
1/1/24
1/1/25
1/1/26
1/1/27

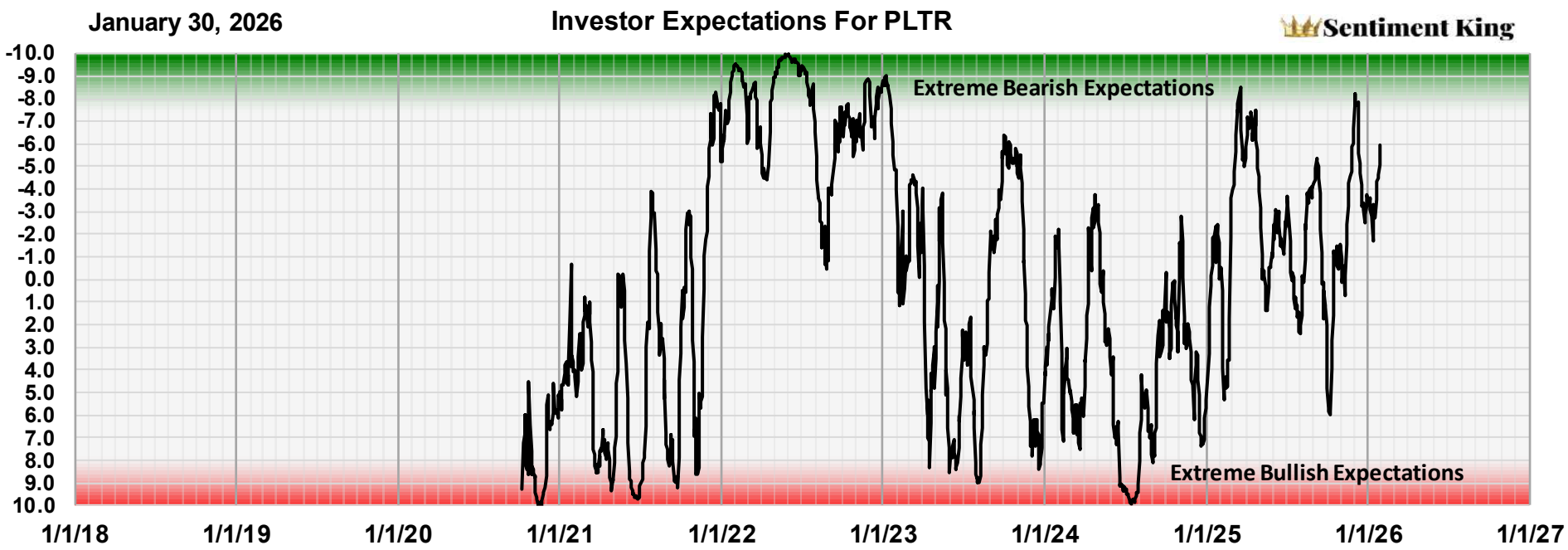
January 30, 2026
Investor Expectations For PLTR
Sentiment King
Extreme Bearish Expectations
Extreme Bullish Expectations
-10.0
-9.0
-8.0
-7.0
-6.0
-5.0
-4.0
-3.0
-2.0
-1.0
0.0
1.0
2.0
3.0
4.0
5.0
6.0
7.0
8.0
9.0
10.0
1/1/18
1/1/19
1/1/20
1/1/21
1/1/22
1/1/23
1/1/24
1/1/25
1/1/26
1/1/27

January 30, 2026
PLTR
Sentiment King
$320
$160
$80
$40
$20
$10
$5
1/1/18
1/1/19
1/1/20
1/1/21
1/1/22
1/1/23
1/1/24
1/1/25
1/1/26
1/1/27

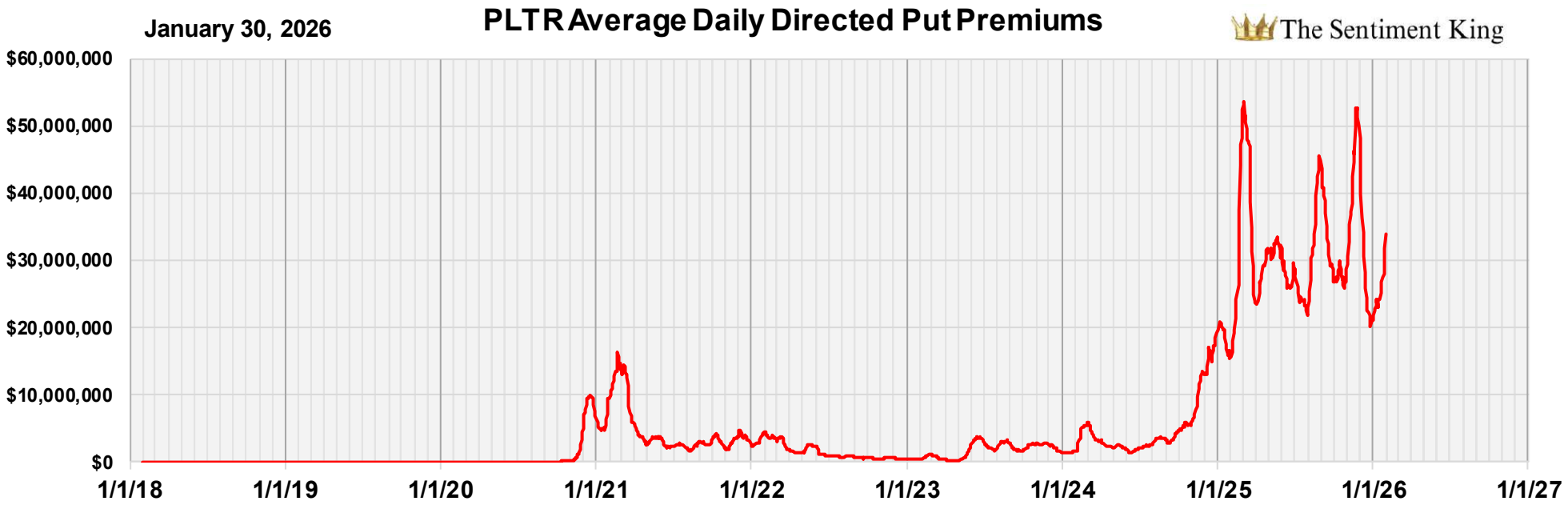
January 30, 2026
PLTR Average Daily Directed Put Premiums
The Sentiment King
$60,000,000
$50,000,000
$40,000,000
$30,000,000
$20,000,000
$10,000,000
$0
1/1/18
1/1/19
1/1/20
1/1/21
1/1/22
1/1/23
1/1/24
1/1/25
1/1/26
1/1/27

January 30, 2026

PLTR

Sentiment King

100 Day RSI

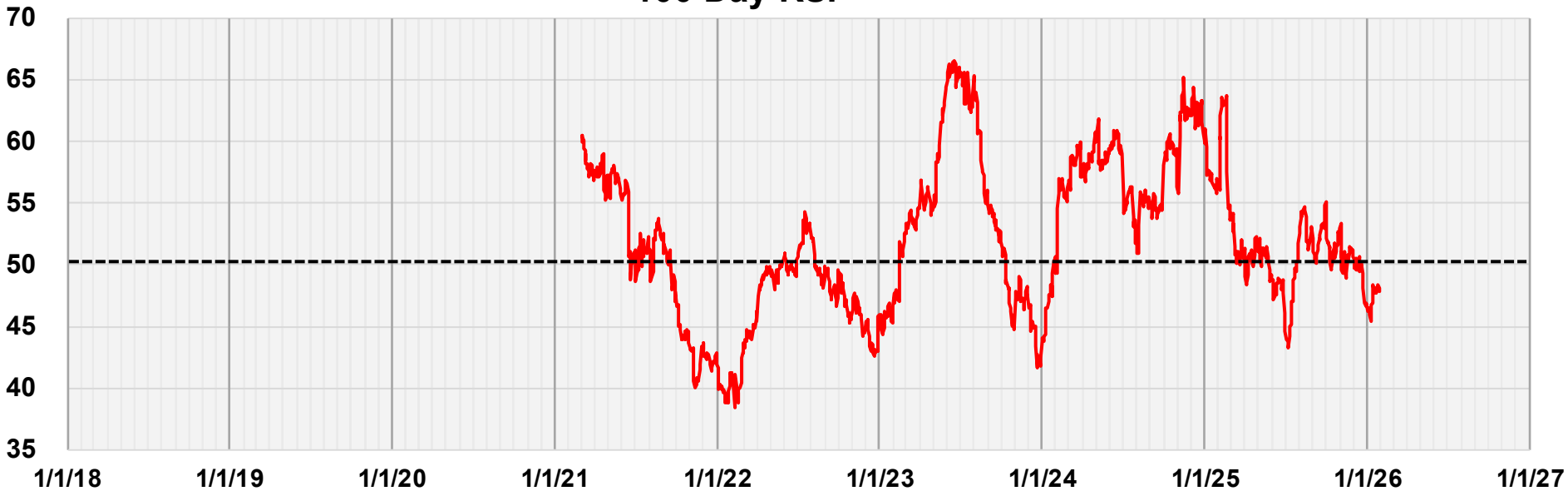

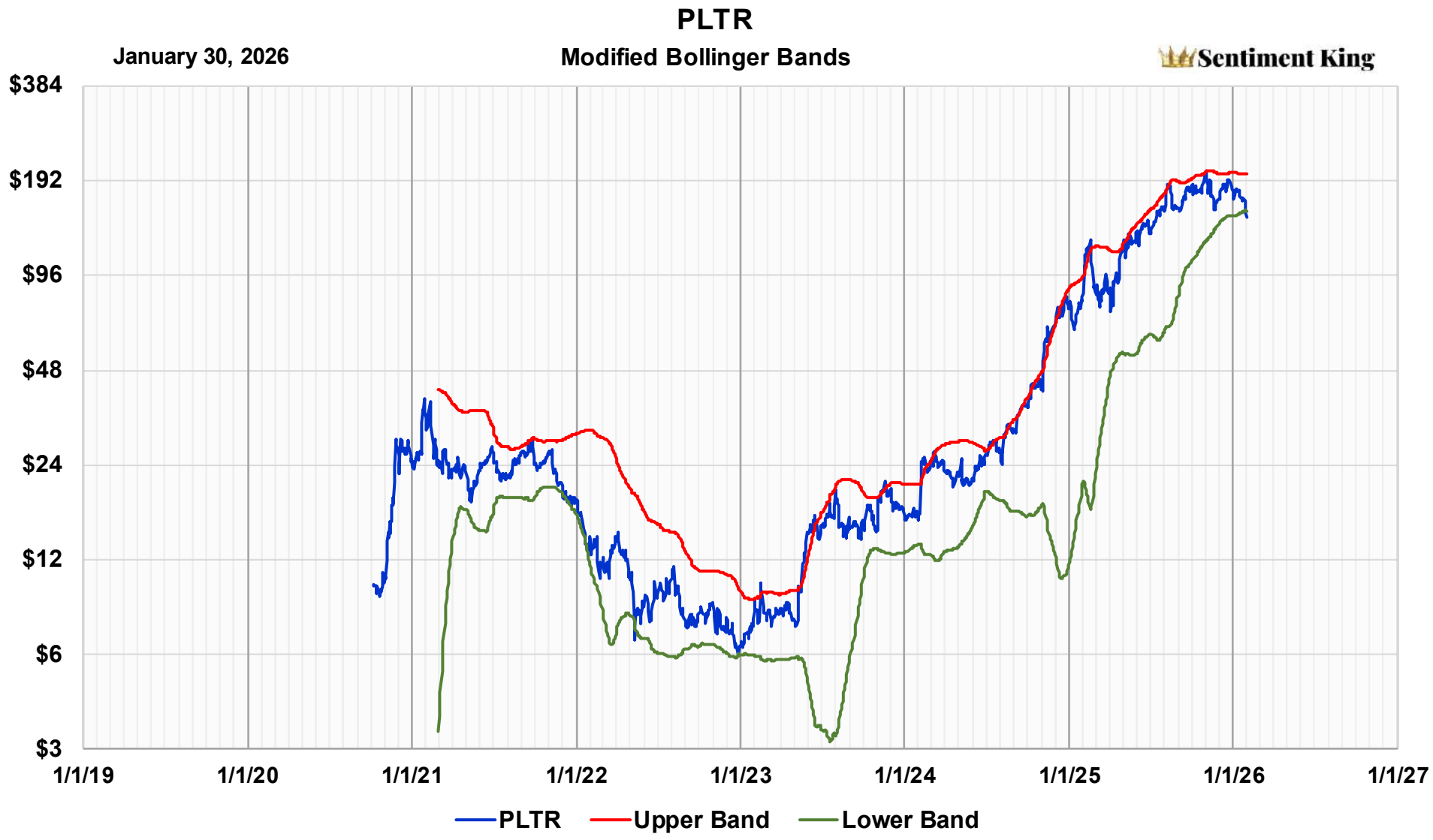
PLTR
January 30, 2026
Modified Bollinger Bands
Sentiment King
$384
$192
$96
$48
$24
$12
$6
$3
1/1/19
1/1/20
1/1/21
1/1/22
1/1/23
1/1/24
1/1/25
1/1/26
1/1/27
PLTR
Upper Band
Lower Band

January 30, 2026
PYPL
Sentiment King
$480
$240
$120
$60
$30
1/1/18
1/1/19
1/1/20
1/1/21
1/1/22
1/1/23
1/1/24
1/1/25
1/1/26
1/1/27

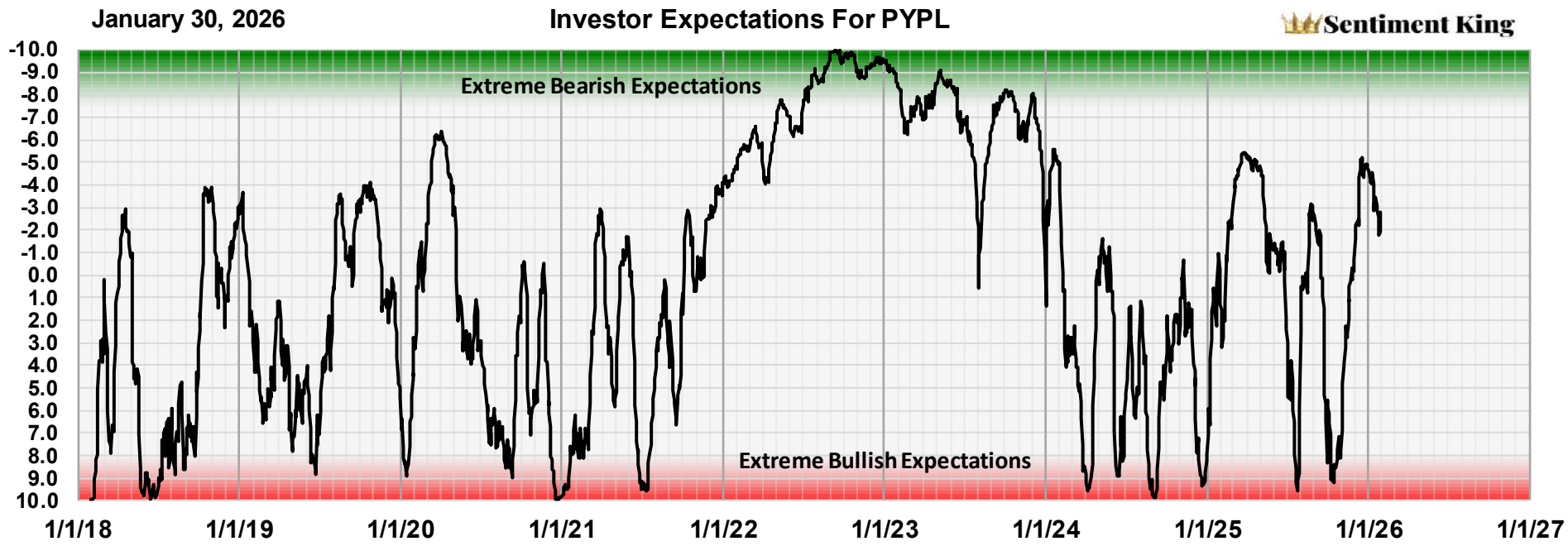
January 30, 2026
Investor Expectations For PYPL
Sentiment King
Extreme Bearish Expectations
Extreme Bullish Expectations
-10.0
-9.0
-8.0
-7.0
-6.0
-5.0
-4.0
-3.0
-2.0
-1.0
0.0
1.0
2.0
3.0
4.0
5.0
6.0
7.0
8.0
9.0
10.0
1/1/18
1/1/19
1/1/20
1/1/21
1/1/22
1/1/23
1/1/24
1/1/25
1/1/26
1/1/27

January 30, 2026
PYPL
Sentiment King
$480
$240
$120
$60
$30
1/1/18
1/1/19
1/1/20
1/1/21
1/1/22
1/1/23
1/1/24
1/1/25
1/1/26
1/1/27

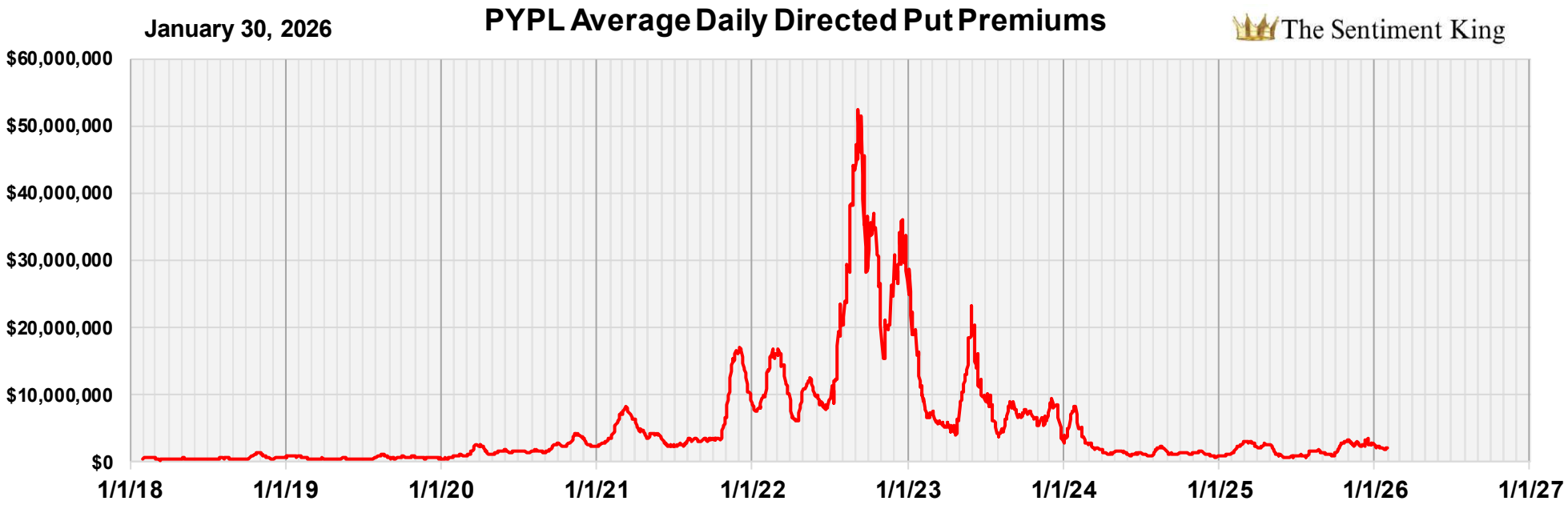
January 30, 2026
PYPL Average Daily Directed Put Premiums
The Sentiment King
$60,000,000
$50,000,000
$40,000,000
$30,000,000
$20,000,000
$10,000,000
$0
1/1/18
1/1/19
1/1/20
1/1/21
1/1/22
1/1/23
1/1/24
1/1/25
1/1/26
1/1/27

January 30, 2026

PYPL

Sentiment King

100 Day RSI

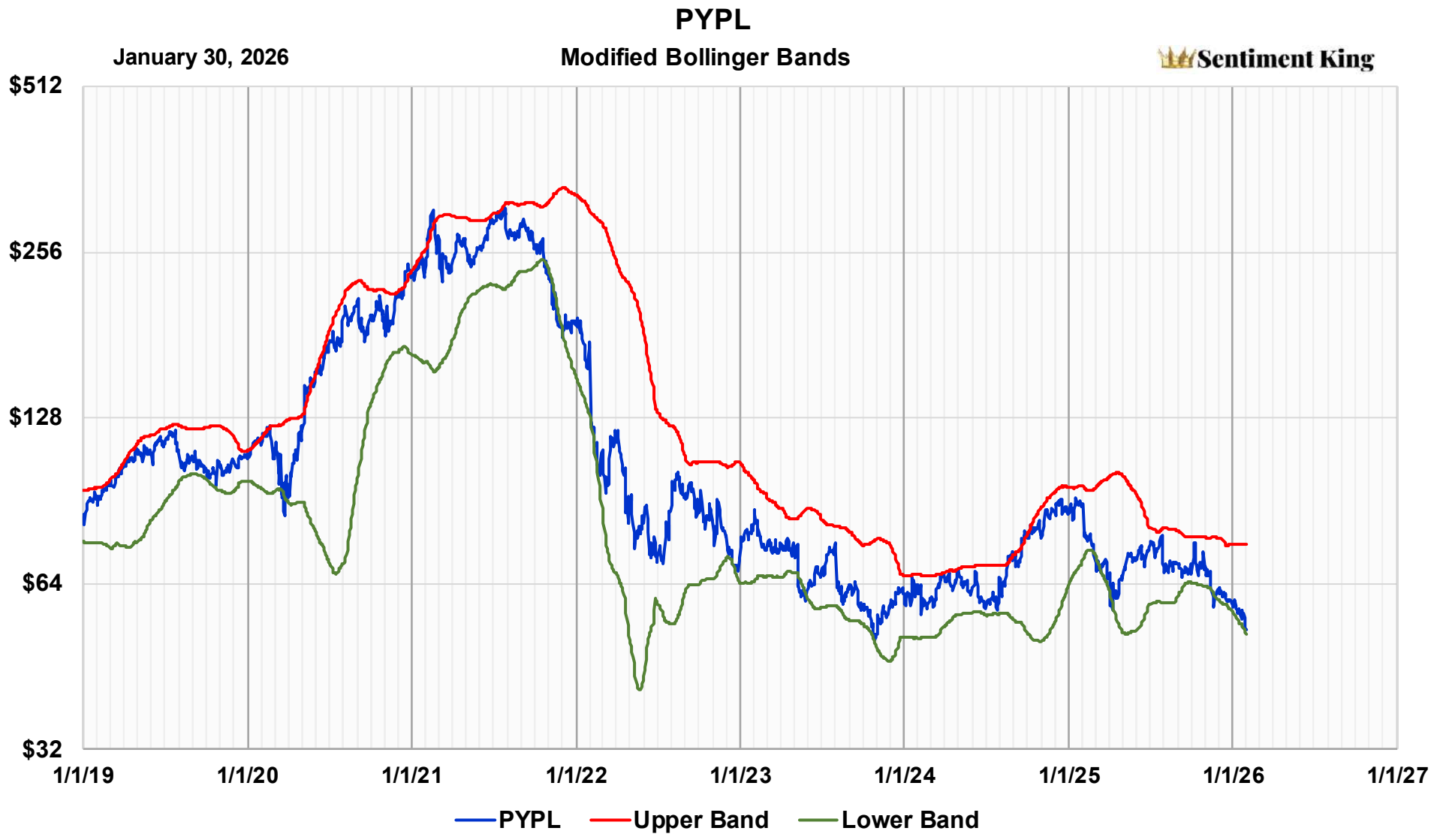
PYPL
January 30, 2026
Modified Bollinger Bands
Sentiment King
$512
$256
$128
$64
$32
1/1/19
1/1/20
1/1/21
1/1/22
1/1/23
1/1/24
1/1/25
1/1/26
1/1/27
PYPL
Upper Band
Lower Band

January 30, 2026
QCOM
Sentiment King
$250
$225
$200
$175
$150
$125
$100
$75
$50
$25
1/1/18
1/1/19
1/1/20
1/1/21
1/1/22
1/1/23
1/1/24
1/1/25
1/1/26
1/1/27

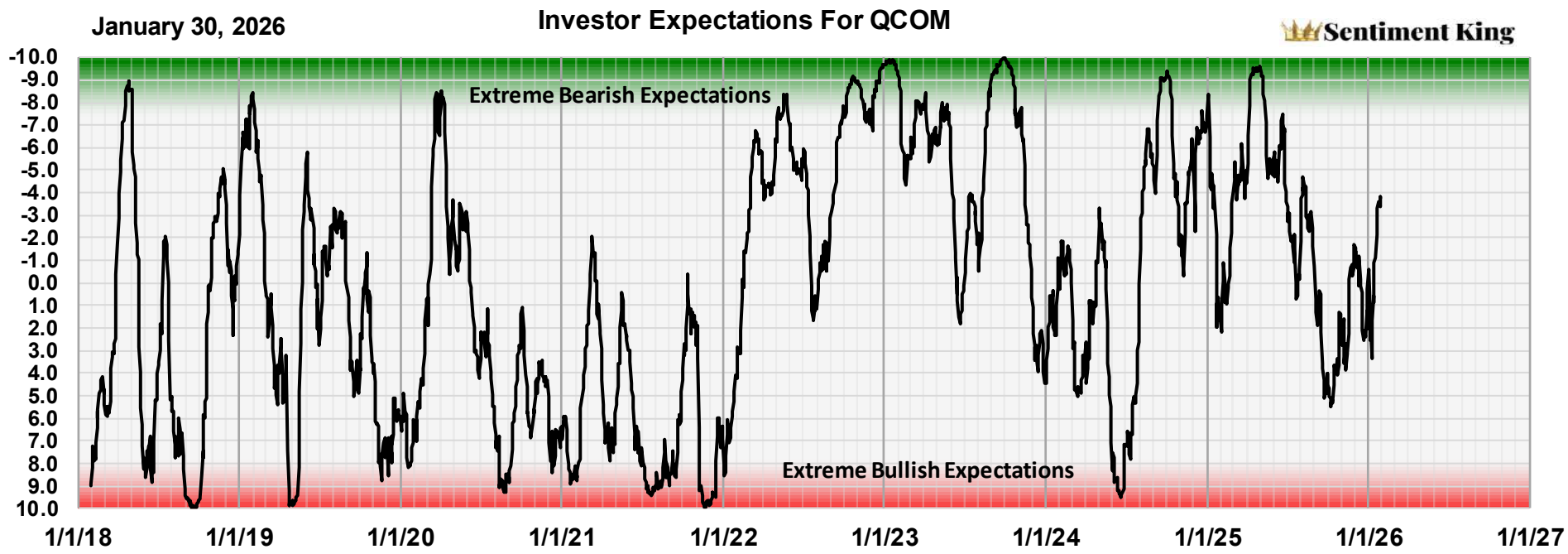
January 30, 2026
Investor Expectations For QCOM
Sentiment King
Extreme Bearish Expectations
Extreme Bullish Expectations
-10.0
-9.0
-8.0
-7.0
-6.0
-5.0
-4.0
-3.0
-2.0
-1.0
0.0
1.0
2.0
3.0
4.0
5.0
6.0
7.0
8.0
9.0
10.0
1/1/18
1/1/19
1/1/20
1/1/21
1/1/22
1/1/23
1/1/24
1/1/25
1/1/26
1/1/27

January 30, 2026
QCOM
Sentiment King
$250
$225
$200
$175
$150
$125
$100
$75
$50
$25
1/1/18
1/1/19
1/1/20
1/1/21
1/1/22
1/1/23
1/1/24
1/1/25
1/1/26
1/1/27

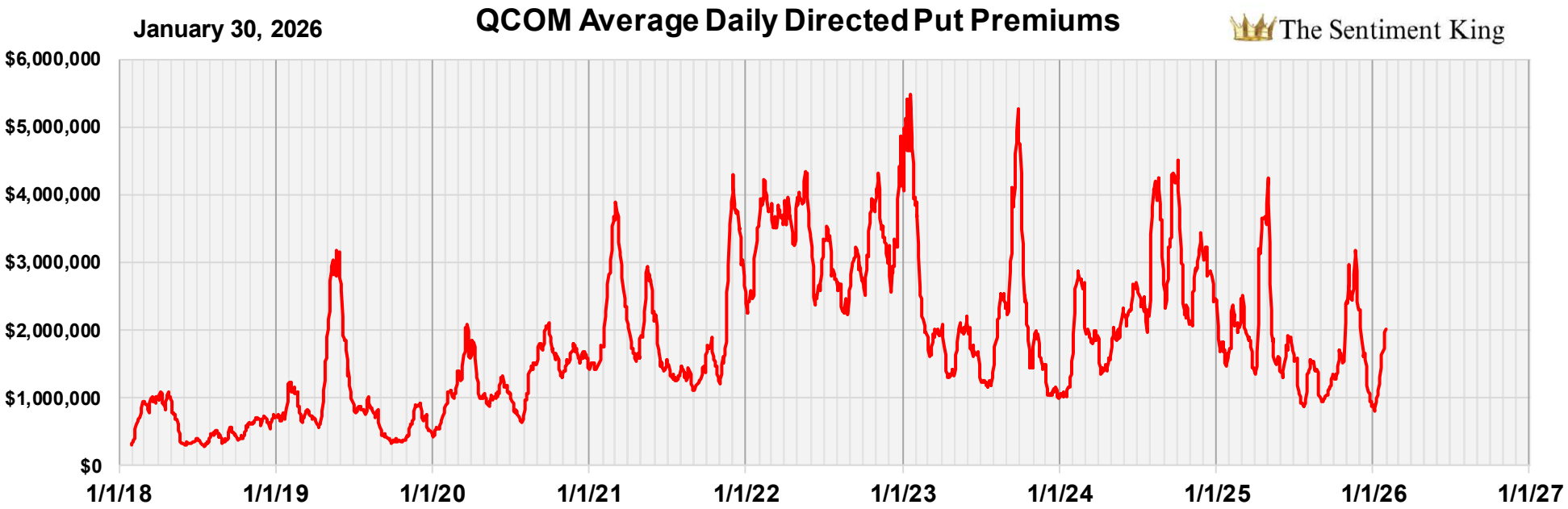
January 30, 2026
QCOM Average Daily Directed Put Premiums
The Sentiment King
$6,000,000
$5,000,000
$4,000,000
$3,000,000
$2,000,000
$1,000,000
$0
1/1/18
1/1/19
1/1/20
1/1/21
1/1/22
1/1/23
1/1/24
1/1/25
1/1/26
1/1/27

January 30, 2026

QCOM

Sentiment King

100 Day RSI

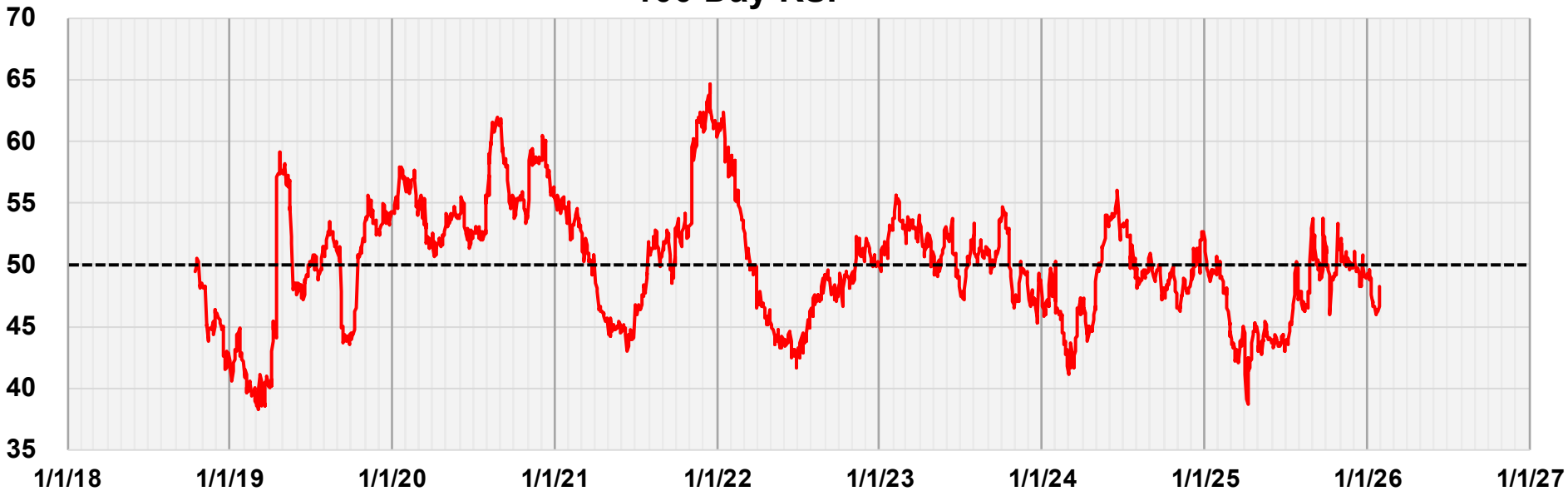

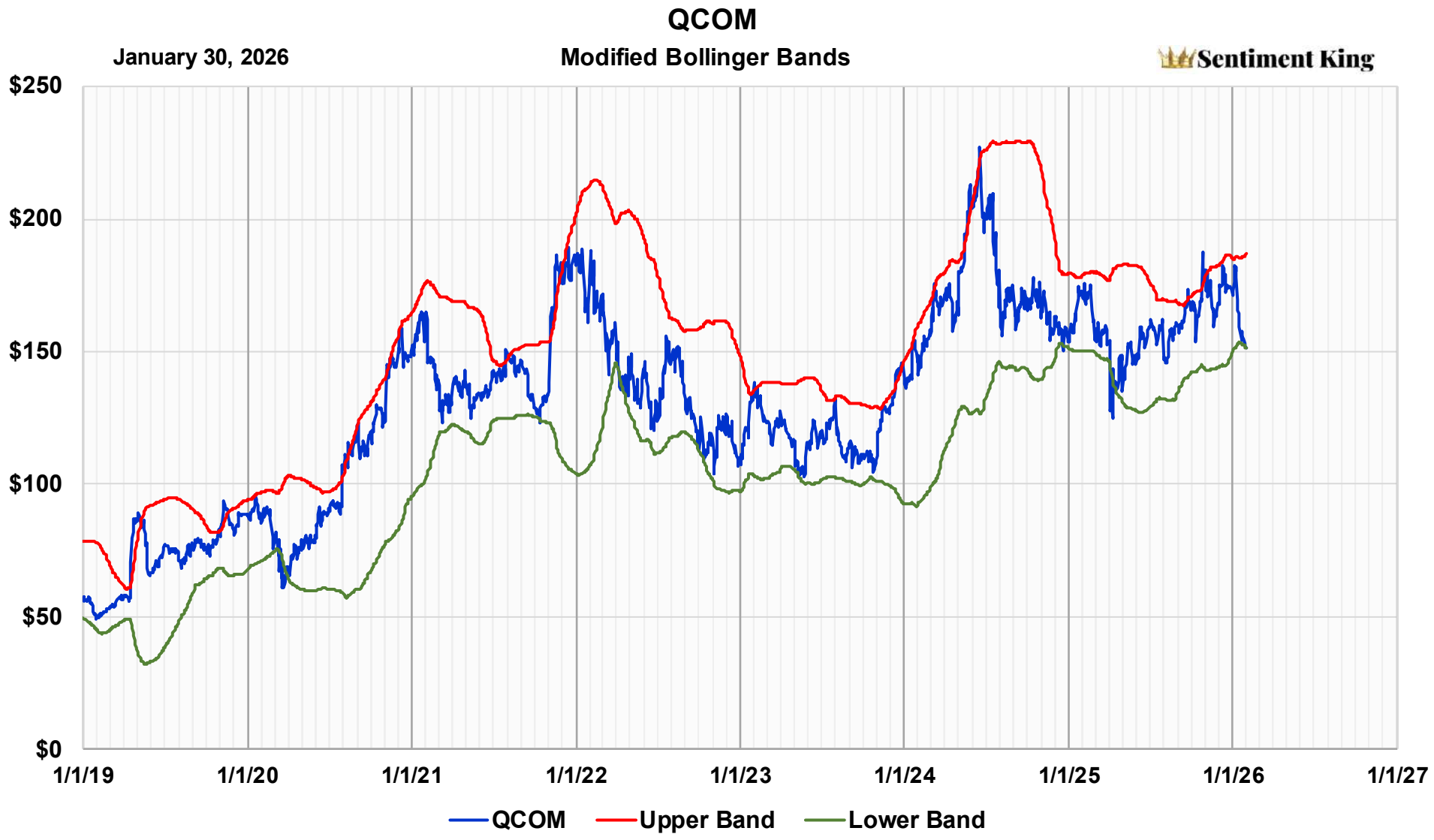
QCOM
January 30, 2026
Modified Bollinger Bands
Sentiment King
$250
$200
$150
$100
$50
$0
1/1/19
1/1/20
1/1/21
1/1/22
1/1/23
1/1/24
1/1/25
1/1/26
1/1/27
QCOM
Upper Band
Lower Band

January 30, 2026
RTX
Sentiment King
$225
$200
$175
$150
$125
$100
$75
$50
1/1/18
1/1/19
1/1/20
1/1/21
1/1/22
1/1/23
1/1/24
1/1/25
1/1/26
1/1/27

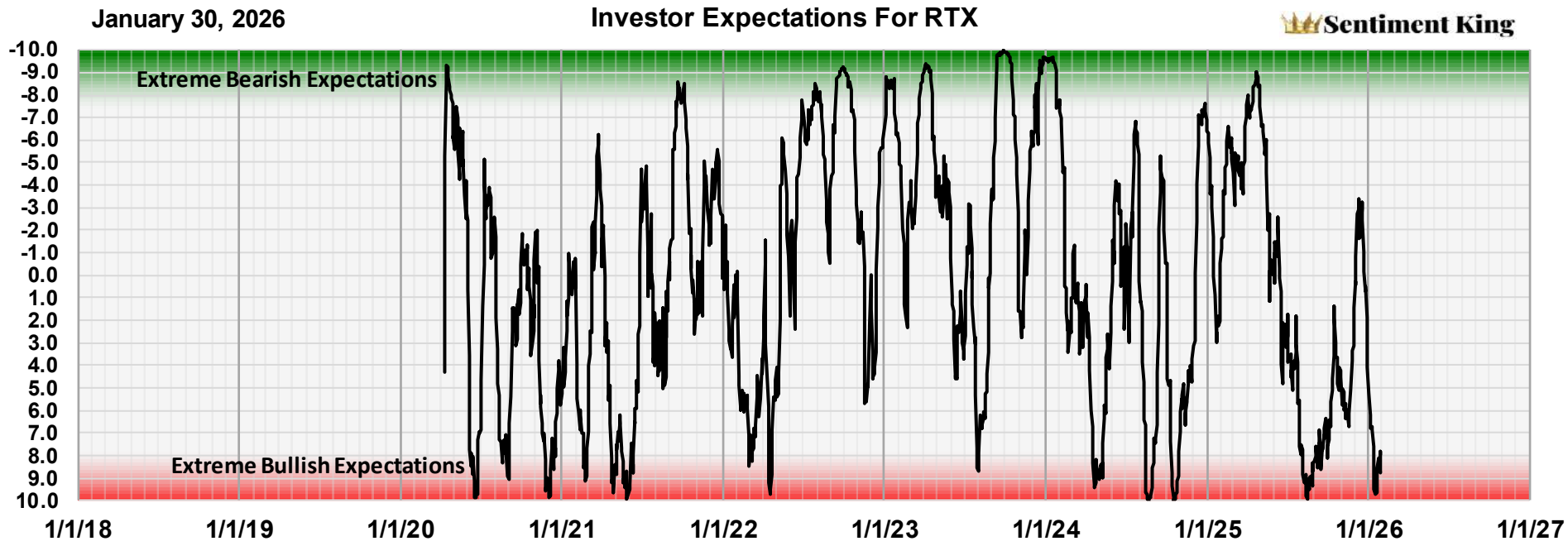
January 30, 2026
Investor Expectations For RTX
Sentiment King
Extreme Bearish Expectations
Extreme Bullish Expectations
-10.0
-9.0
-8.0
-7.0
-6.0
-5.0
-4.0
-3.0
-2.0
-1.0
0.0
1.0
2.0
3.0
4.0
5.0
6.0
7.0
8.0
9.0
10.0
1/1/18
1/1/19
1/1/20
1/1/21
1/1/22
1/1/23
1/1/24
1/1/25
1/1/26
1/1/27

January 30, 2026
RTX
Sentiment King
$225
$200
$175
$150
$125
$100
$75
$50
1/1/18
1/1/19
1/1/20
1/1/21
1/1/22
1/1/23
1/1/24
1/1/25
1/1/26
1/1/27

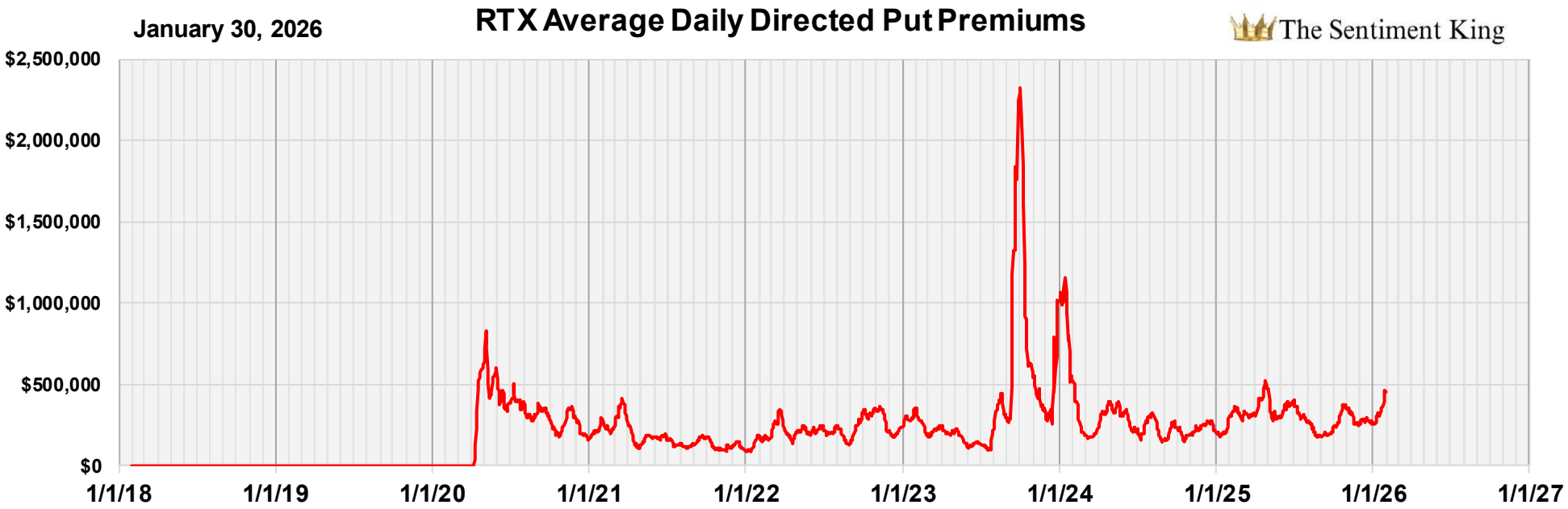
January 30, 2026
RTX Average Daily Directed Put Premiums
The Sentiment King
$2,500,000
$2,000,000
$1,500,000
$1,000,000
$500,000
$0
1/1/18
1/1/19
1/1/20
1/1/21
1/1/22
1/1/23
1/1/24
1/1/25
1/1/26
1/1/27

January 30, 2026
RTX
Sentiment King
$225
$200
$175
$150
$125
$100
$75
$50
1/1/18
1/1/19
1/1/20
1/1/21
1/1/22
1/1/23
1/1/24
1/1/25
1/1/26
1/1/27

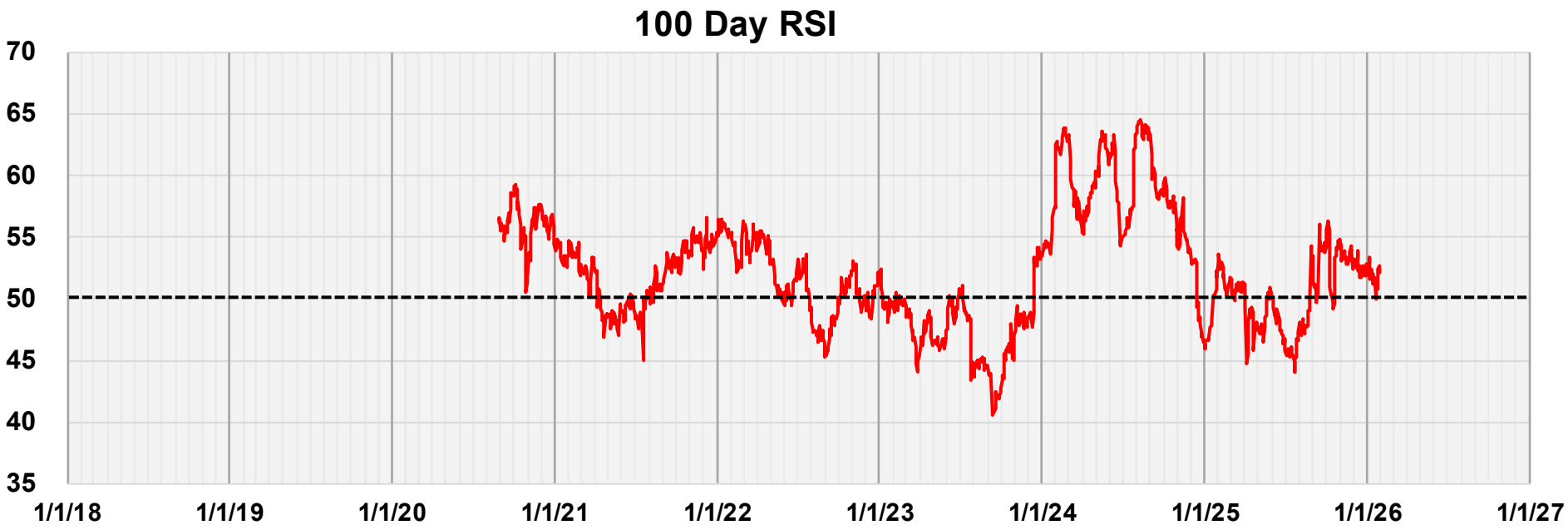
100 Day RSI
70
65
60
55
50
45
40
35
1/1/18
1/1/19
1/1/20
1/1/21
1/1/22
1/1/23
1/1/24
1/1/25
1/1/26
1/1/27

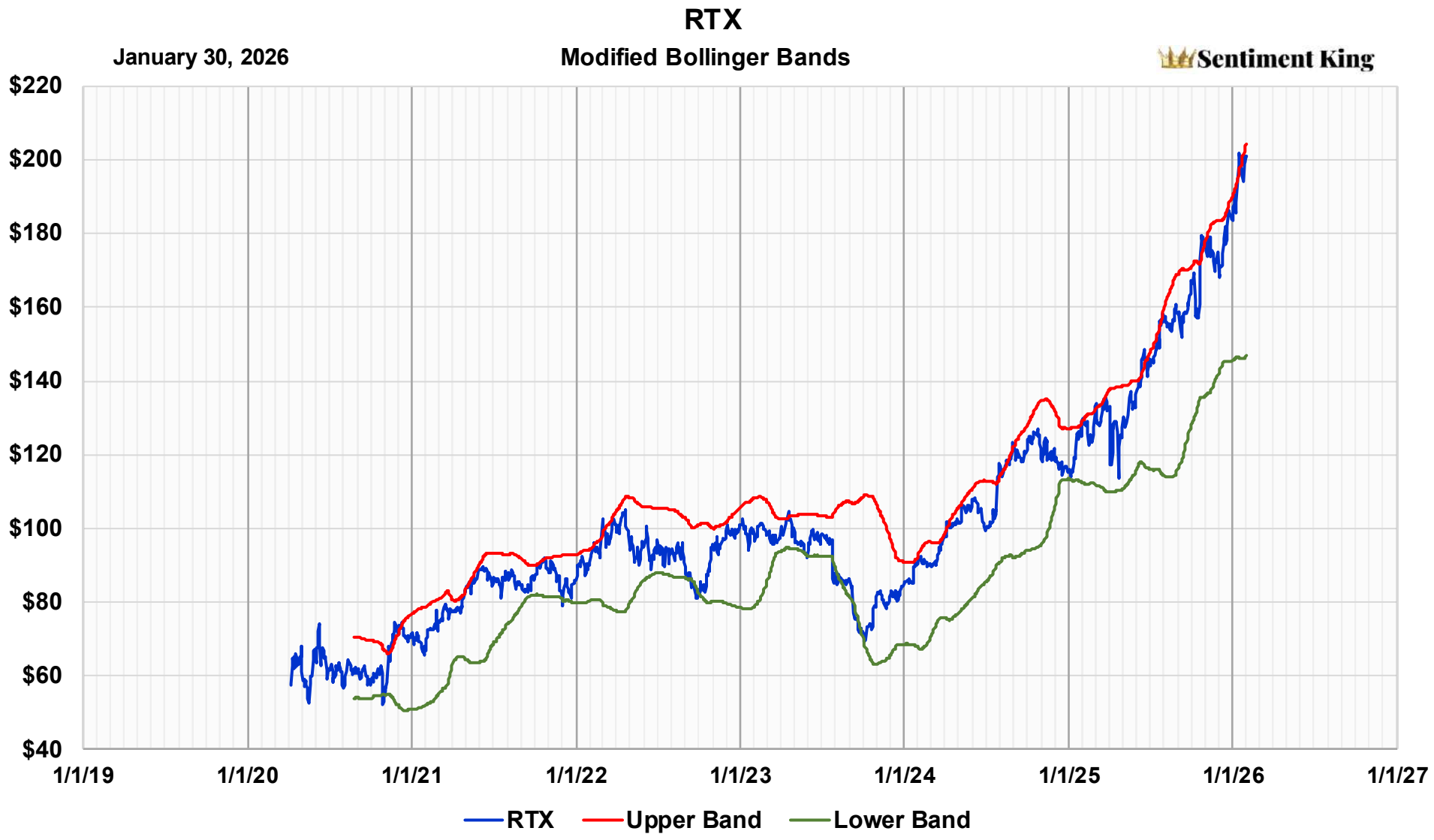
RTX
January 30, 2026
Modified Bollinger Bands
Sentiment King
$220
$200
$180
$160
$140
$120
$100
$80
$60
$40
1/1/19
1/1/20
1/1/21
1/1/22
1/1/23
1/1/24
1/1/25
1/1/26
1/1/27
RTX
Upper Band
Lower Band

January 30, 2026
SBUX
Sentiment King
$150
$125
$100
$75
$50
$25
1/1/18
1/1/19
1/1/20
1/1/21
1/1/22
1/1/23
1/1/24
1/1/25
1/1/26
1/1/27

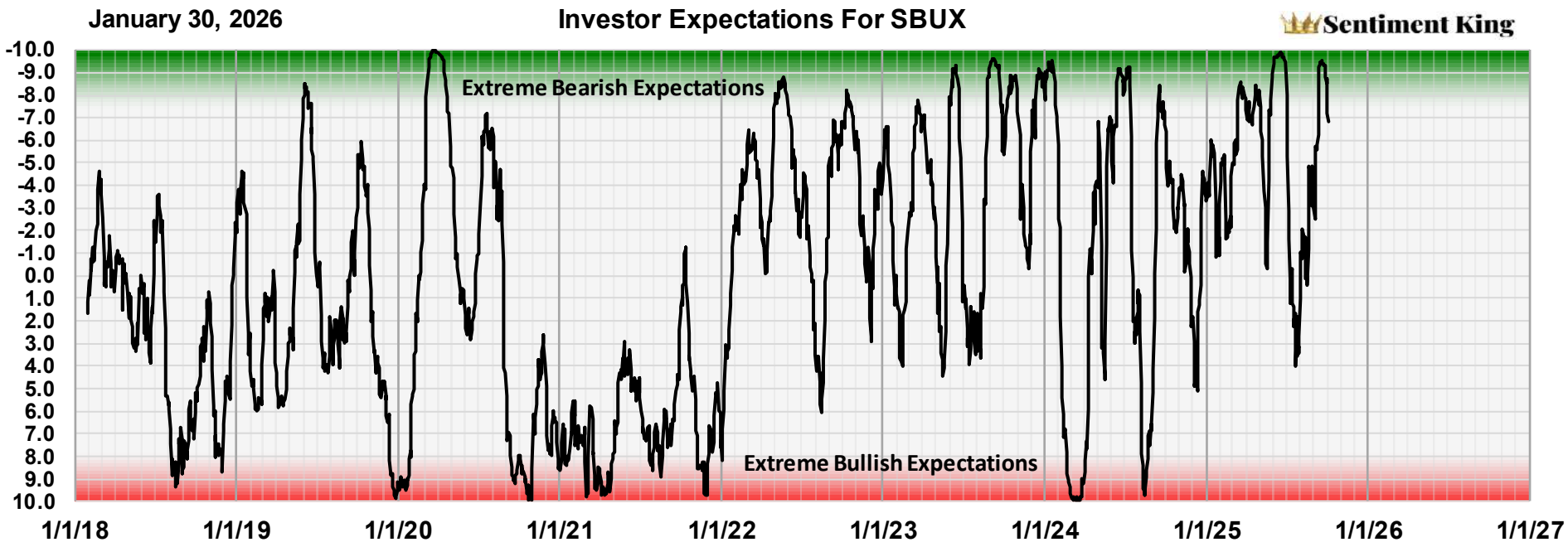
January 30, 2026
Investor Expectations For SBUX
Sentiment King
Extreme Bearish Expectations
Extreme Bullish Expectations
-10.0
-9.0
-8.0
-7.0
-6.0
-5.0
-4.0
-3.0
-2.0
-1.0
0.0
1.0
2.0
3.0
4.0
5.0
6.0
7.0
8.0
9.0
10.0
1/1/18
1/1/19
1/1/20
1/1/21
1/1/22
1/1/23
1/1/24
1/1/25
1/1/26
1/1/27

January 30, 2026
SBUX
Sentiment King
$150
$125
$100
$75
$50
$25
1/1/18
1/1/19
1/1/20
1/1/21
1/1/22
1/1/23
1/1/24
1/1/25
1/1/26
1/1/27

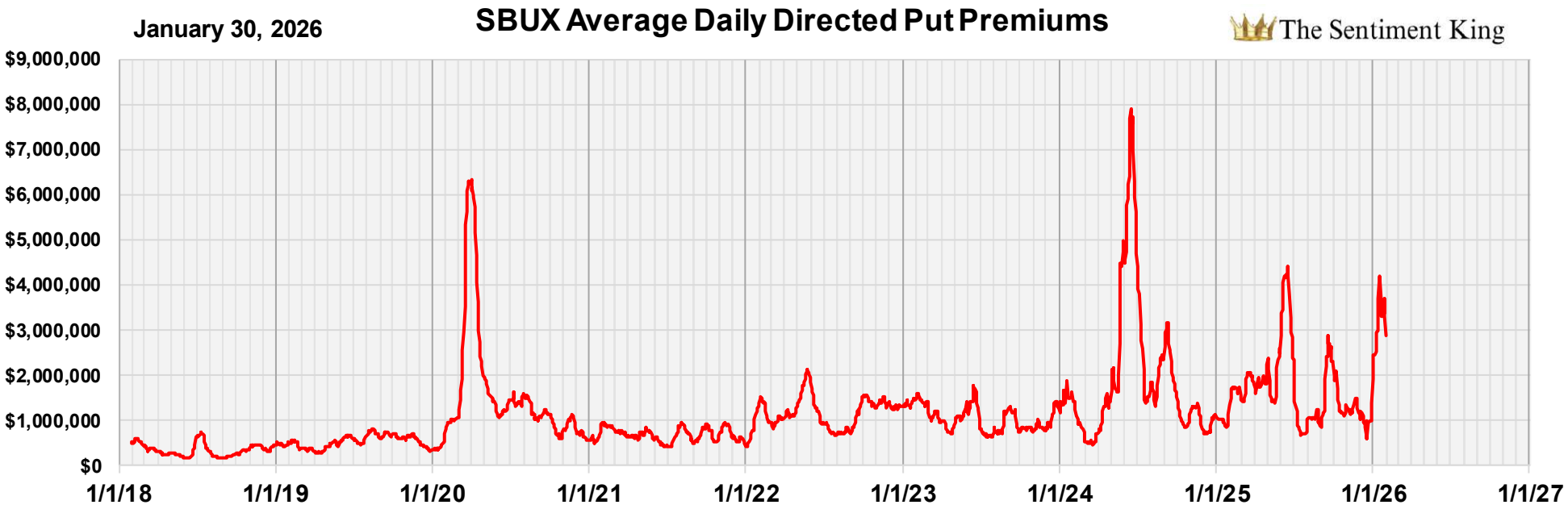
January 30, 2026
SBUX Average Daily Directed Put Premiums
The Sentiment King
$9,000,000
$8,000,000
$7,000,000
$6,000,000
$5,000,000
$4,000,000
$3,000,000
$2,000,000
$1,000,000
$0
1/1/18
1/1/19
1/1/20
1/1/21
1/1/22
1/1/23
1/1/24
1/1/25
1/1/26
1/1/27

January 30, 2026

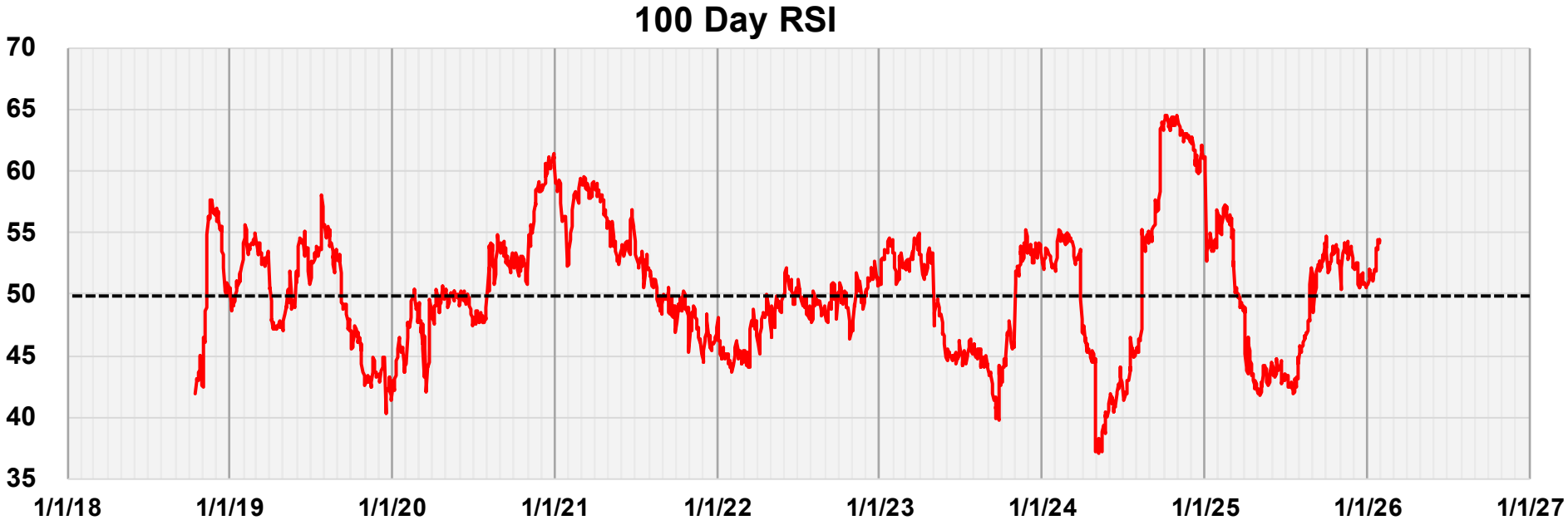

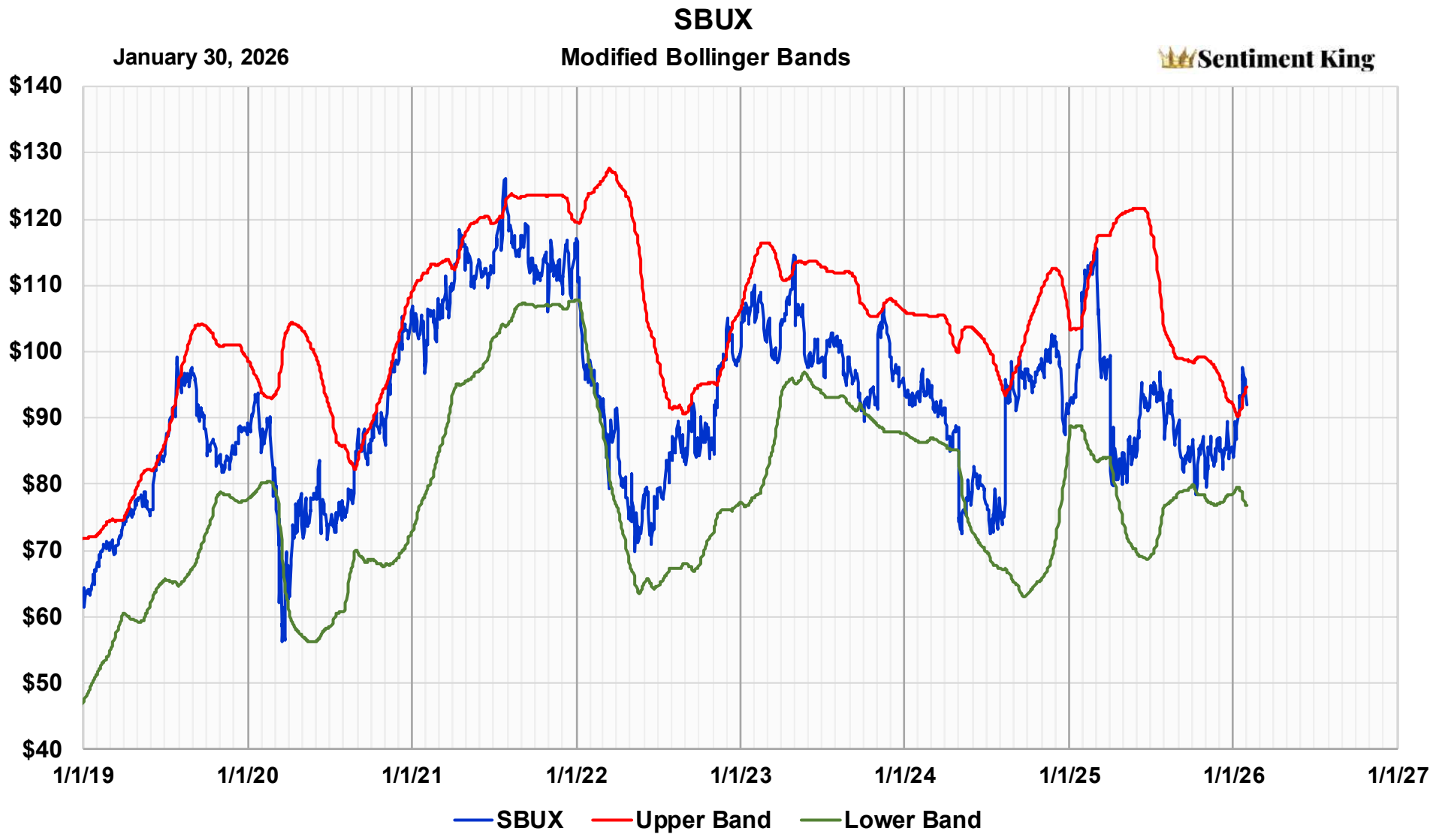
SBUX
January 30, 2026
Modified Bollinger Bands
Sentiment King
$140
$130
$120
$110
$100
$90
$80
$70
$60
$50
$40
1/1/19
1/1/20
1/1/21
1/1/22
1/1/23
1/1/24
1/1/25
1/1/26
1/1/27
SBUX
Upper Band
Lower Band

January 30, 2026
SNOW
Sentiment King
$450
$400
$350
$300
$250
$200
$150
$100
1/1/18
1/1/19
1/1/20
1/1/21
1/1/22
1/1/23
1/1/24
1/1/25
1/1/26
1/1/27

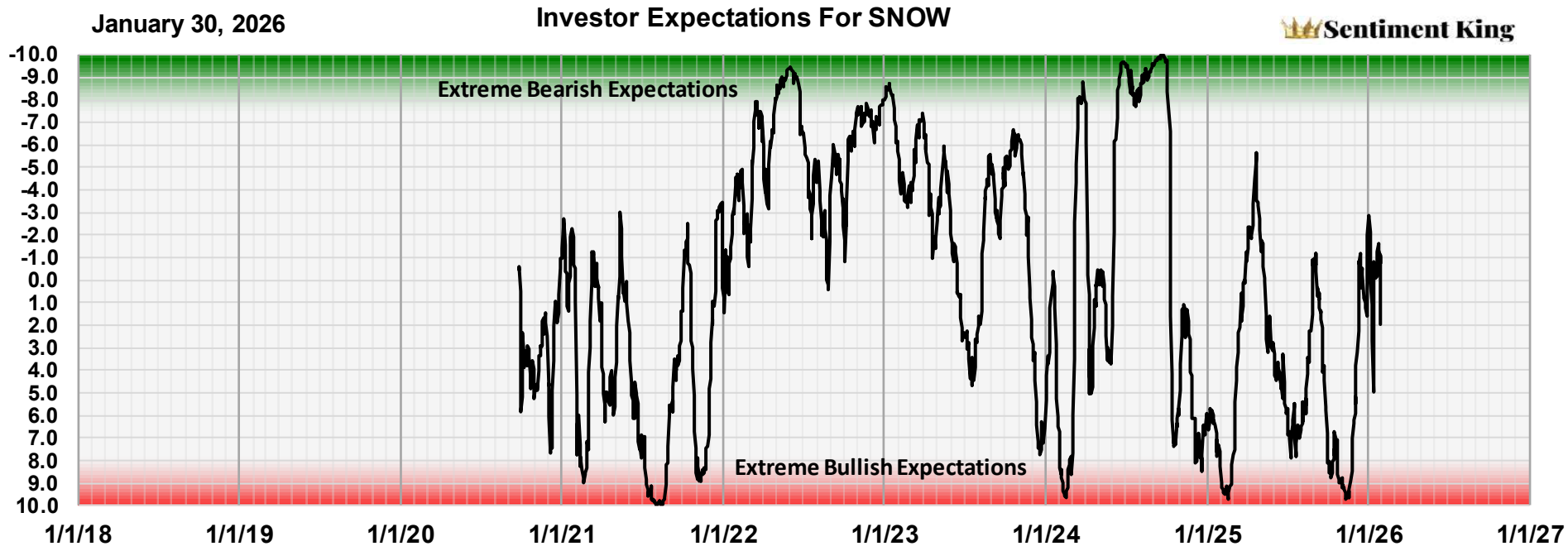
January 30, 2026
Investor Expectations For SNOW
Sentiment King
Extreme Bearish Expectations
Extreme Bullish Expectations
-10.0
-9.0
-8.0
-7.0
-6.0
-5.0
-4.0
-3.0
-2.0
-1.0
0.0
1.0
2.0
3.0
4.0
5.0
6.0
7.0
8.0
9.0
10.0
1/1/18
1/1/19
1/1/20
1/1/21
1/1/22
1/1/23
1/1/24
1/1/25
1/1/26
1/1/27

January 30, 2026
SNOW
Sentiment King
$450
$400
$350
$300
$250
$200
$150
$100
1/1/18
1/1/19
1/1/20
1/1/21
1/1/22
1/1/23
1/1/24
1/1/25
1/1/26
1/1/27

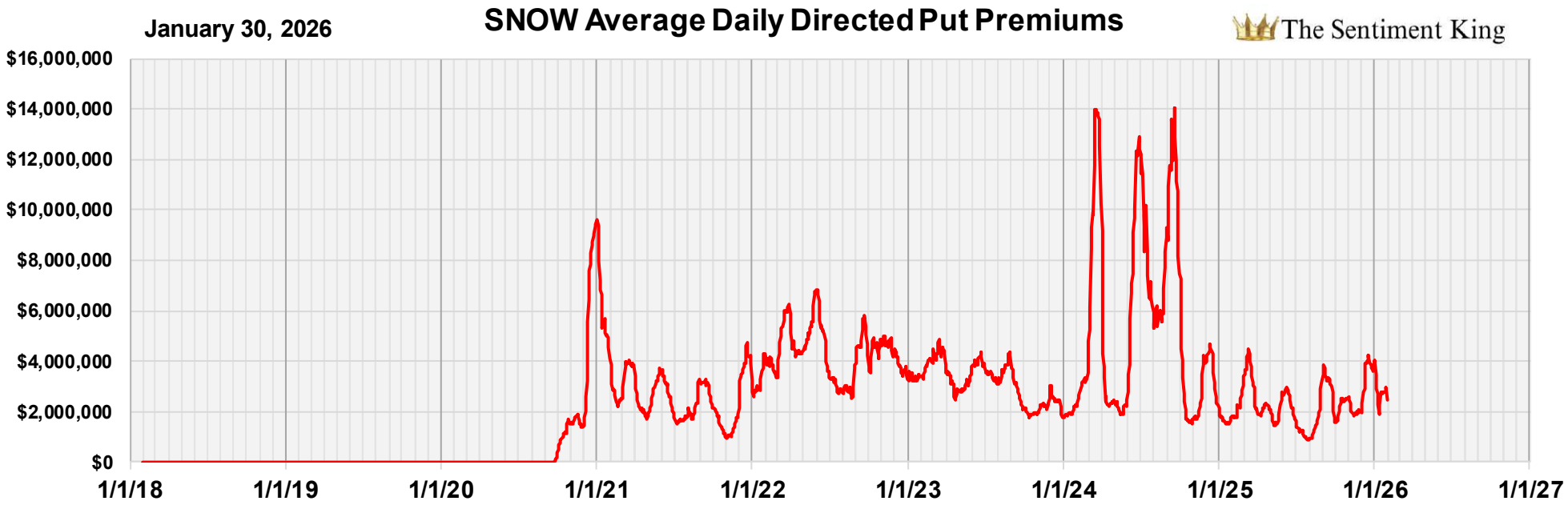
January 30, 2026
SNOW Average Daily Directed Put Premiums
The Sentiment King
$16,000,000
$14,000,000
$12,000,000
$10,000,000
$8,000,000
$6,000,000
$4,000,000
$2,000,000
$0
1/1/18
1/1/19
1/1/20
1/1/21
1/1/22
1/1/23
1/1/24
1/1/25
1/1/26
1/1/27

January 30, 2026

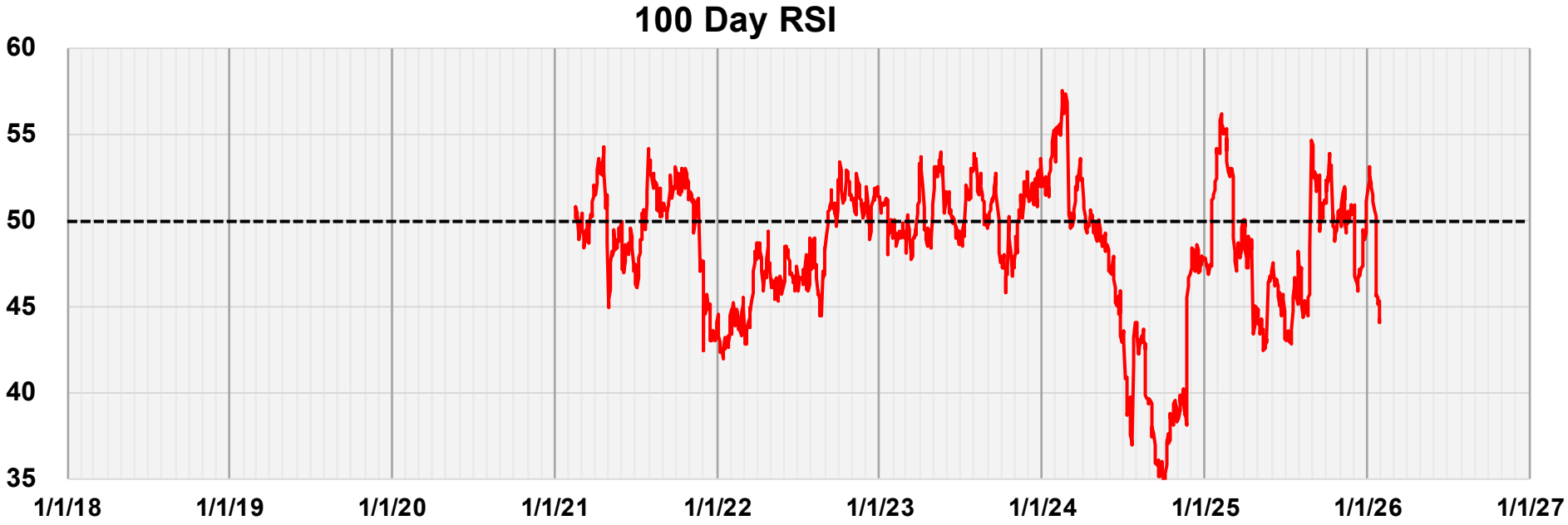

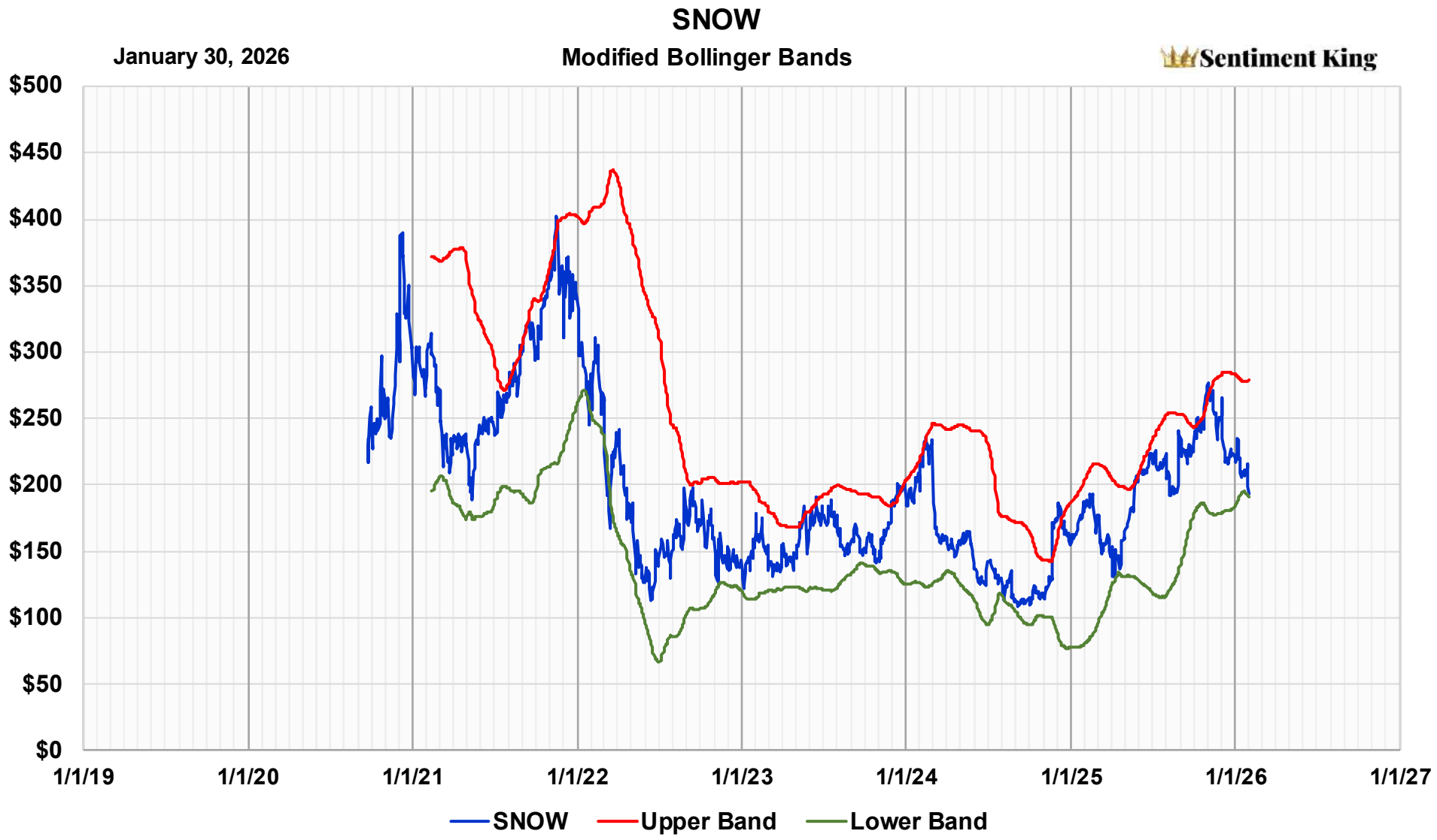
SNOW
January 30, 2026
Modified Bollinger Bands
Sentiment King
$500
$450
$400
$350
$300
$250
$200
$150
$100
$50
$0
1/1/19
1/1/20
1/1/21
1/1/22
1/1/23
1/1/24
1/1/25
1/1/26
1/1/27
SNOW
Upper Band
Lower Band

January 30, 2026
SNPS
Sentiment King
$1,200
$600
$300
$150
$75
1/1/18
1/1/19
1/1/20
1/1/21
1/1/22
1/1/23
1/1/24
1/1/25
1/1/26
1/1/27

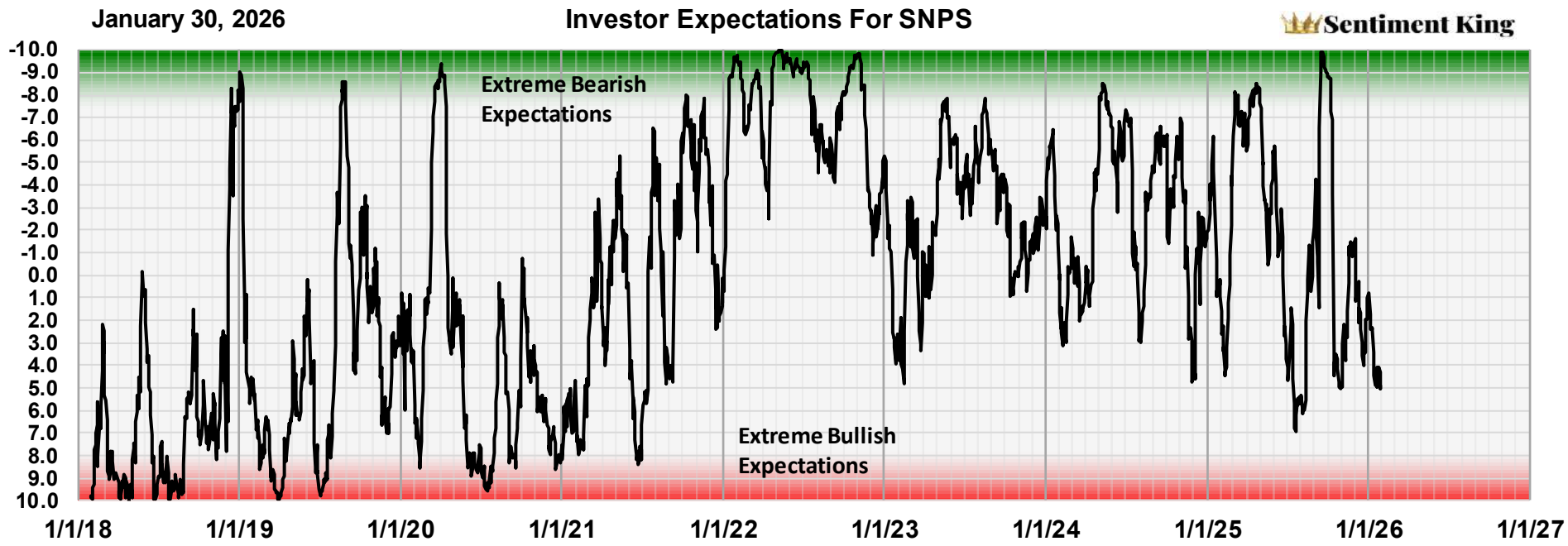
January 30, 2026
Investor Expectations For SNPS
Sentiment King
-10.0
-9.0
-8.0
-7.0
-6.0
-5.0
-4.0
-3.0
-2.0
-1.0
0.0
1.0
2.0
3.0
4.0
5.0
6.0
7.0
8.0
9.0
10.0
Extreme Bearish Expectations
Extreme Bullish Expectations
1/1/18
1/1/19
1/1/20
1/1/21
1/1/22
1/1/23
1/1/24
1/1/25
1/1/26
1/1/27

January 30, 2026
SNPS
Sentiment King
$1,200
$600
$300
$150
$75
1/1/18
1/1/19
1/1/20
1/1/21
1/1/22
1/1/23
1/1/24
1/1/25
1/1/26
1/1/27

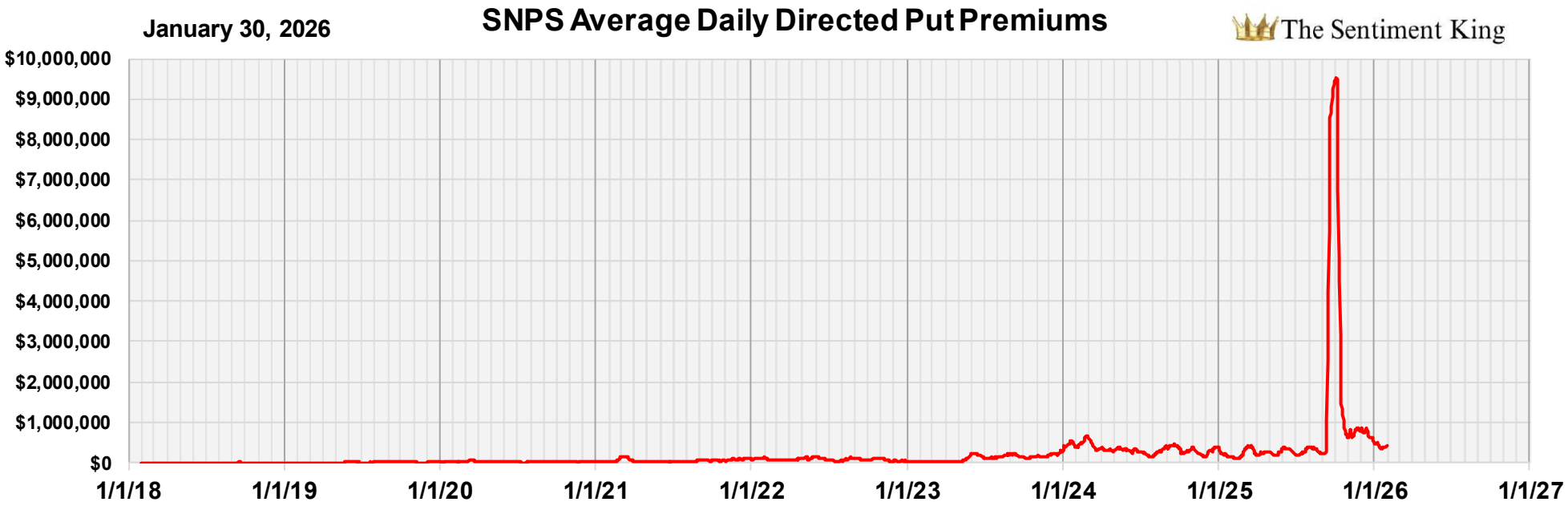
January 30, 2026
SNPS Average Daily Directed Put Premiums
The Sentiment King
$10,000,000
$9,000,000
$8,000,000
$7,000,000
$6,000,000
$5,000,000
$4,000,000
$3,000,000
$2,000,000
$1,000,000
$0
1/1/18
1/1/19
1/1/20
1/1/21
1/1/22
1/1/23
1/1/24
1/1/25
1/1/26
1/1/27

January 30, 2026

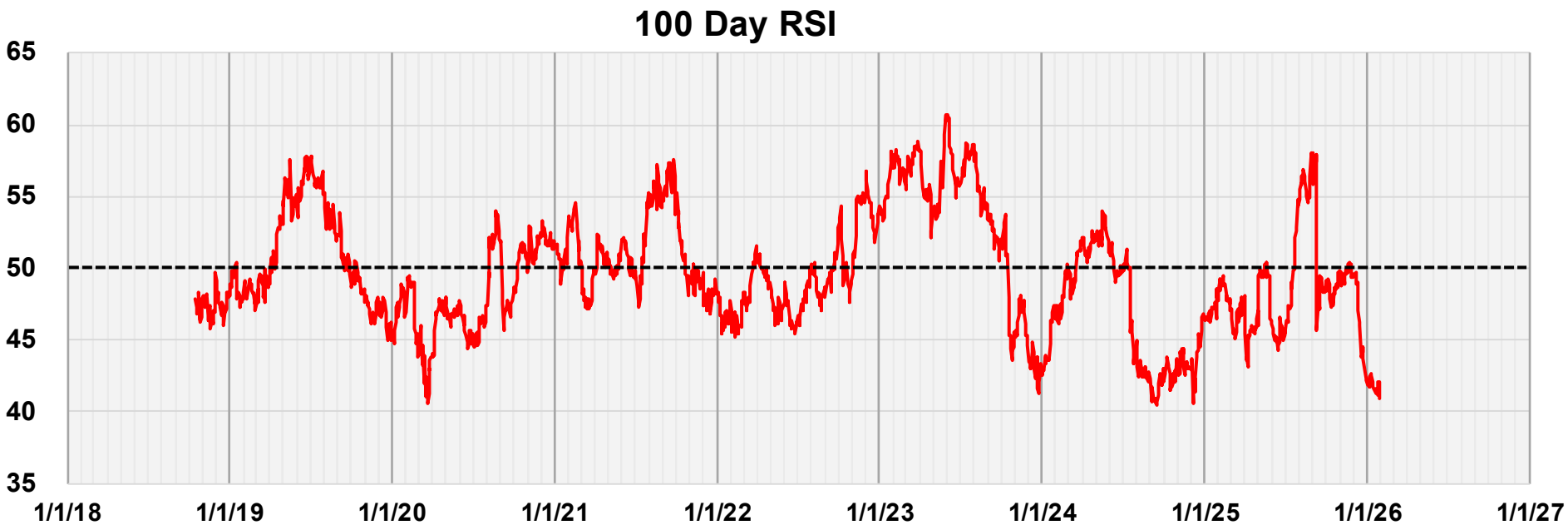

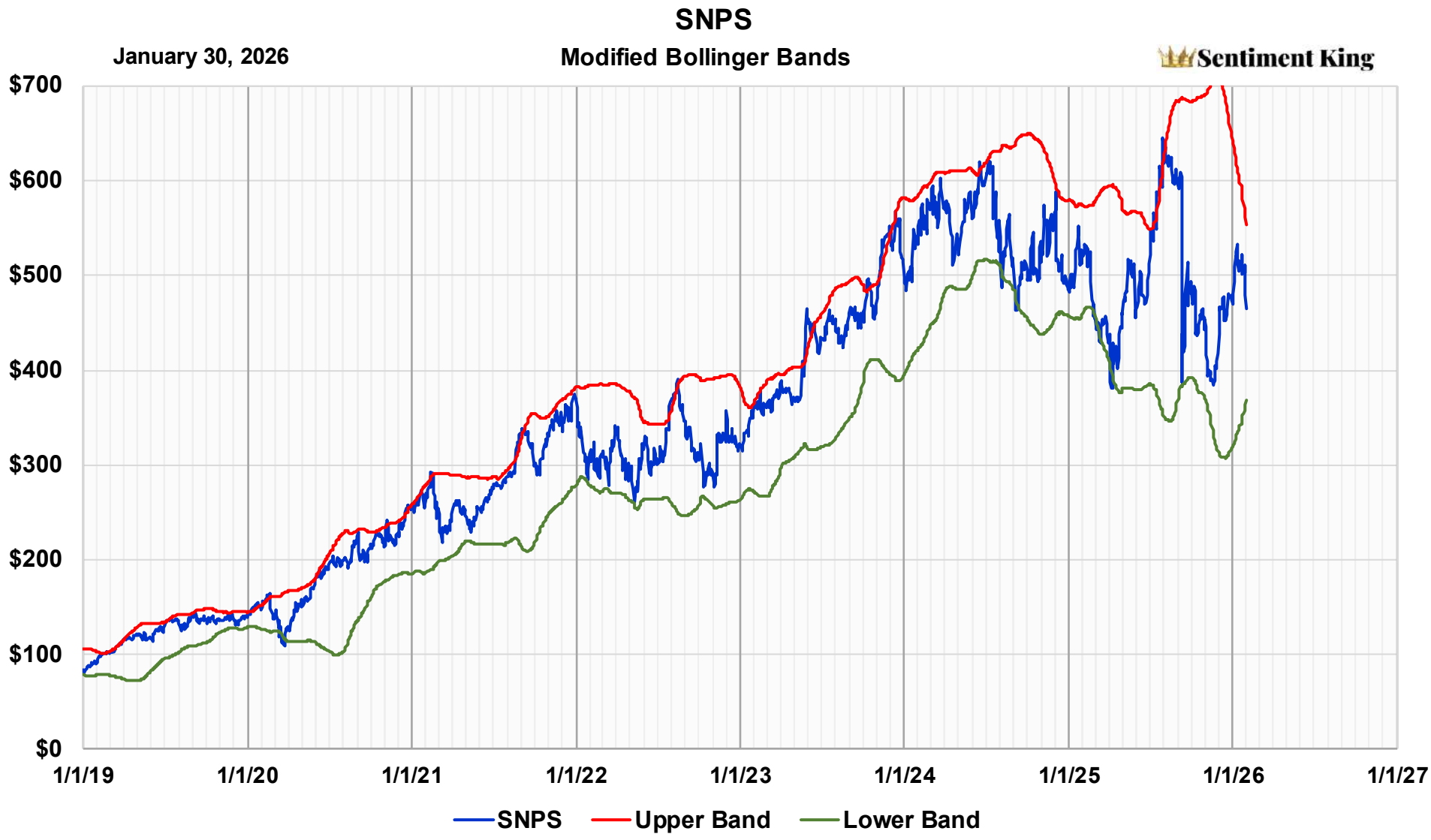
SNPS
January 30, 2026
Modified Bollinger Bands
Sentiment King
$700
$600
$500
$400
$300
$200
$100
$0
1/1/19
1/1/20
1/1/21
1/1/22
1/1/23
1/1/24
1/1/25
1/1/26
1/1/27
SNPS
Upper Band
Lower Band

January 30, 2026
T
Sentiment King
$40
$35
$30
$25
$20
$15
$10
1/1/18
1/1/19
1/1/20
1/1/21
1/1/22
1/1/23
1/1/24
1/1/25
1/1/26
1/1/27

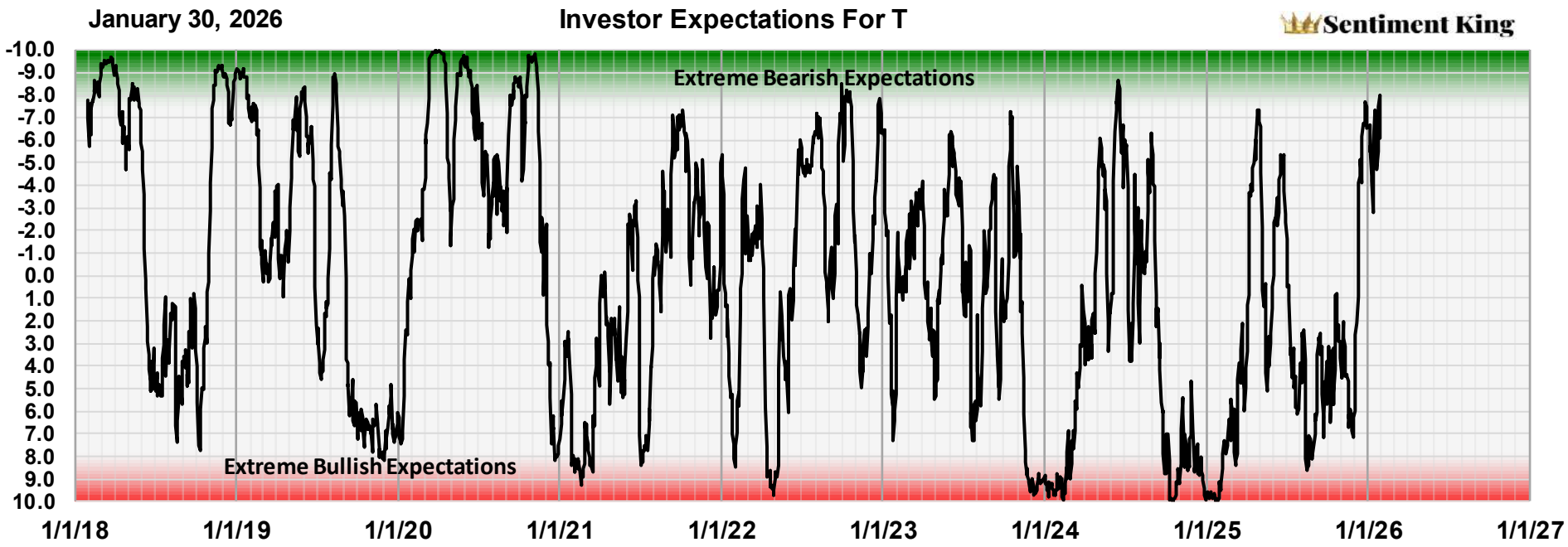
January 30, 2026
Investor Expectations For T
Sentiment King
Extreme Bearish Expectations
Extreme Bullish Expectations
-10.0
-9.0
-8.0
-7.0
-6.0
-5.0
-4.0
-3.0
-2.0
-1.0
0.0
1.0
2.0
3.0
4.0
5.0
6.0
7.0
8.0
9.0
10.0
1/1/18
1/1/19
1/1/20
1/1/21
1/1/22
1/1/23
1/1/24
1/1/25
1/1/26
1/1/27

January 30, 2026
T
Sentiment King
$40
$35
$30
$25
$20
$15
$10
1/1/18
1/1/19
1/1/20
1/1/21
1/1/22
1/1/23
1/1/24
1/1/25
1/1/26
1/1/27

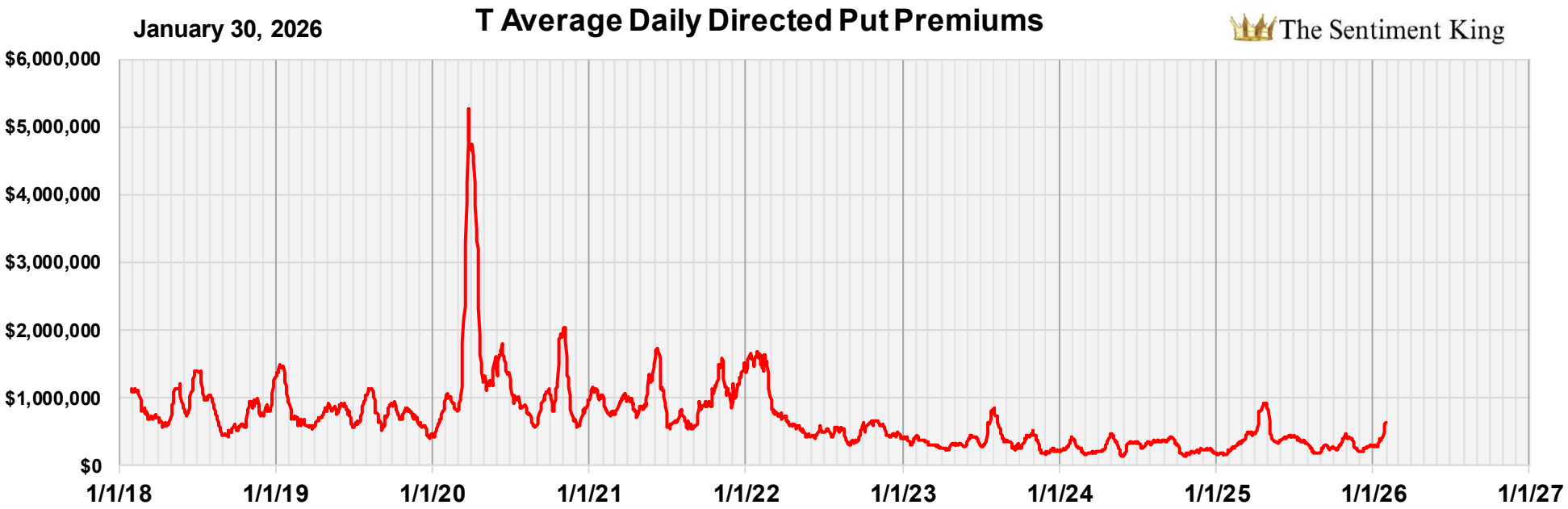
January 30, 2026
T Average Daily Directed Put Premiums
The Sentiment King
$6,000,000
$5,000,000
$4,000,000
$3,000,000
$2,000,000
$1,000,000
$0
1/1/18
1/1/19
1/1/20
1/1/21
1/1/22
1/1/23
1/1/24
1/1/25
1/1/26
1/1/27

January 30, 2026
T
Sentiment King
$40
$35
$30
$25
$20
$15
$10
1/1/18
1/1/19
1/1/20
1/1/21
1/1/22
1/1/23
1/1/24
1/1/25
1/1/26
1/1/27

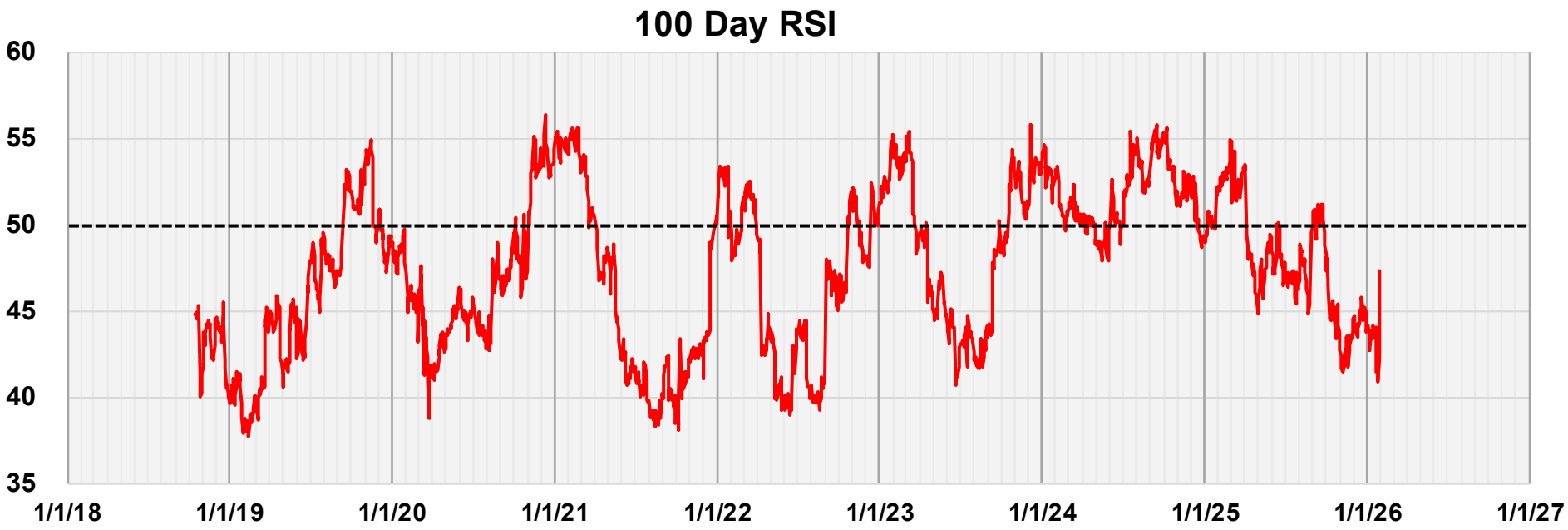
100 Day RSI
60
55
50
45
40
35
1/1/18
1/1/19
1/1/20
1/1/21
1/1/22
1/1/23
1/1/24
1/1/25
1/1/26
1/1/27

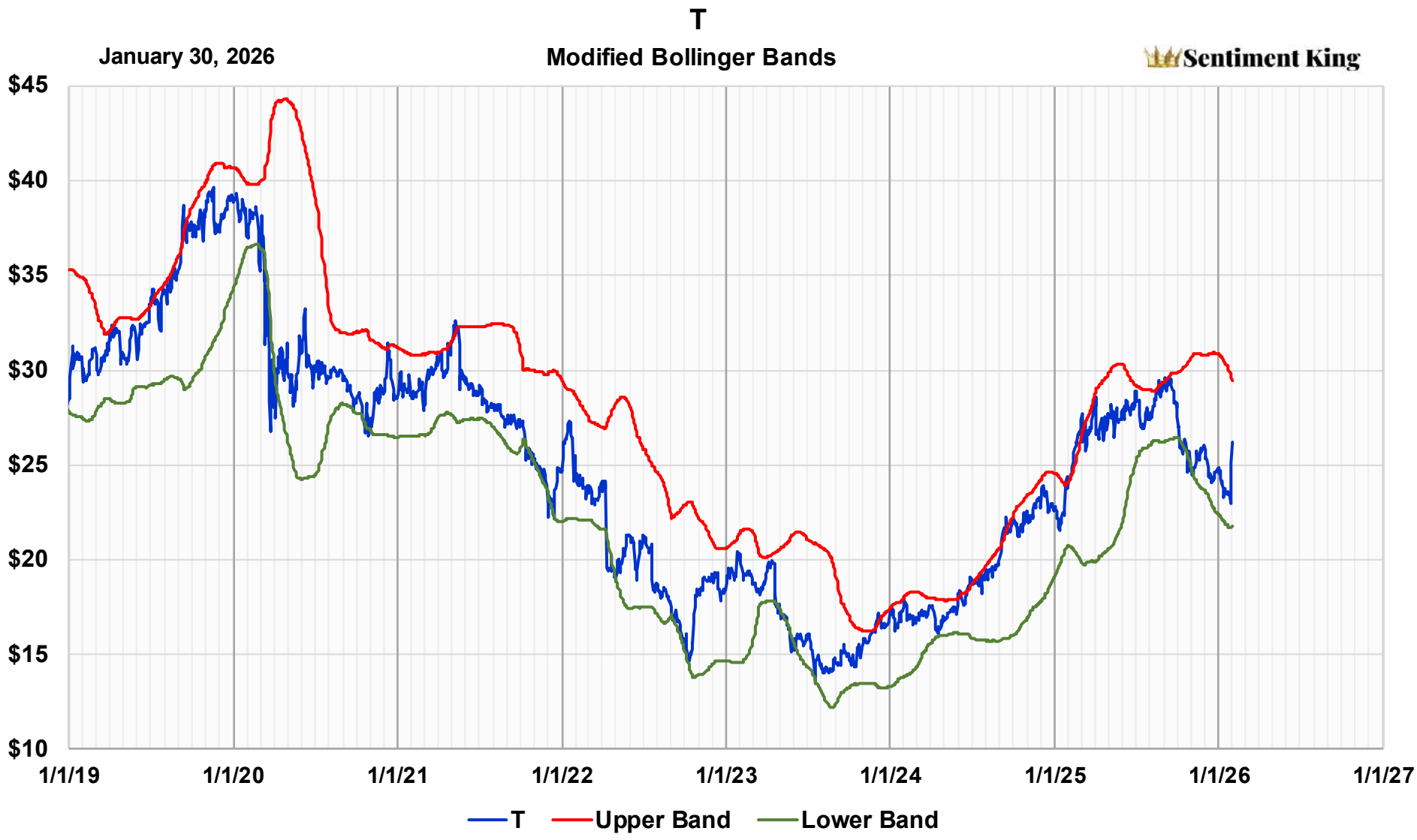
T
January 30, 2026
Modified Bollinger Bands
Sentiment King
$45
$40
$35
$30
$25
$20
$15
$10
1/1/19
1/1/20
1/1/21
1/1/22
1/1/23
1/1/24
1/1/25
1/1/26
1/1/27
T
Upper Band
Lower Band

January 30, 2026
TGT
Sentiment King
$300
$275
$250
$225
$200
$175
$150
$125
$100
$75
$50
$25
1/1/18
1/1/19
1/1/20
1/1/21
1/1/22
1/1/23
1/1/24
1/1/25
1/1/26
1/1/27

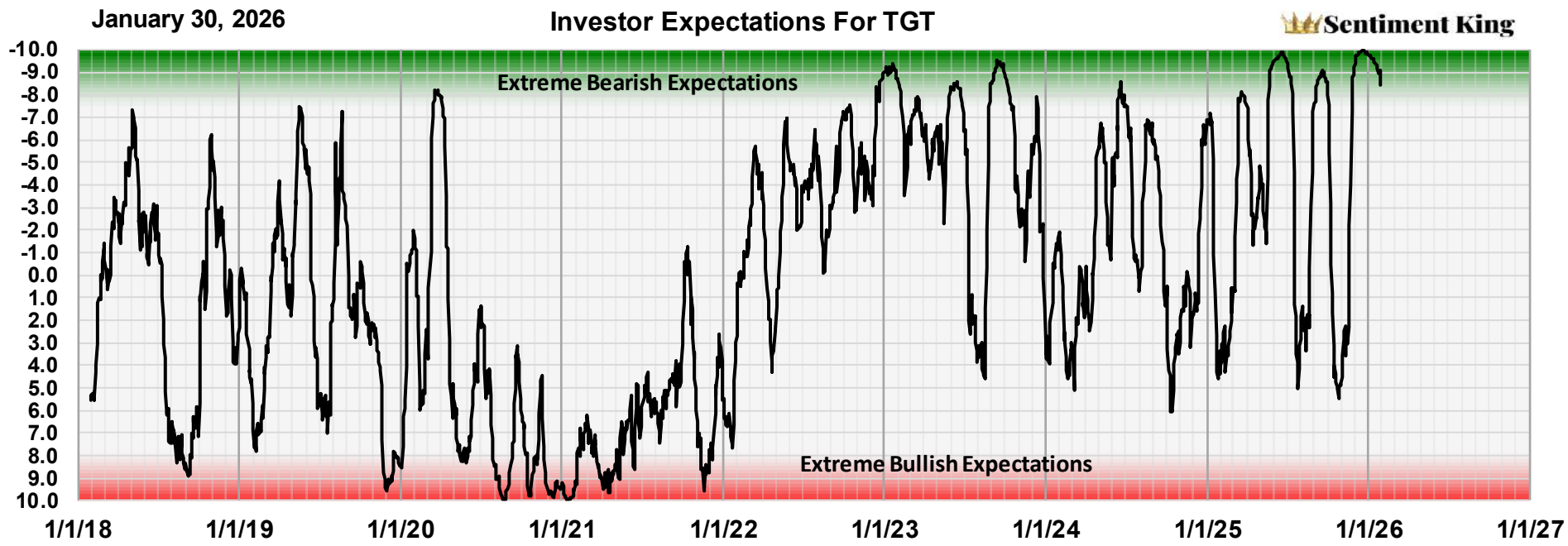
January 30, 2026
Investor Expectations For TGT
Sentiment King
Extreme Bearish Expectations
Extreme Bullish Expectations
-10.0
-9.0
-8.0
-7.0
-6.0
-5.0
-4.0
-3.0
-2.0
-1.0
0.0
1.0
2.0
3.0
4.0
5.0
6.0
7.0
8.0
9.0
10.0
1/1/18
1/1/19
1/1/20
1/1/21
1/1/22
1/1/23
1/1/24
1/1/25
1/1/26
1/1/27

January 30, 2026
TGT
Sentiment King
$300
$275
$250
$225
$200
$175
$150
$125
$100
$75
$50
$25
1/1/18
1/1/19
1/1/20
1/1/21
1/1/22
1/1/23
1/1/24
1/1/25
1/1/26
1/1/27

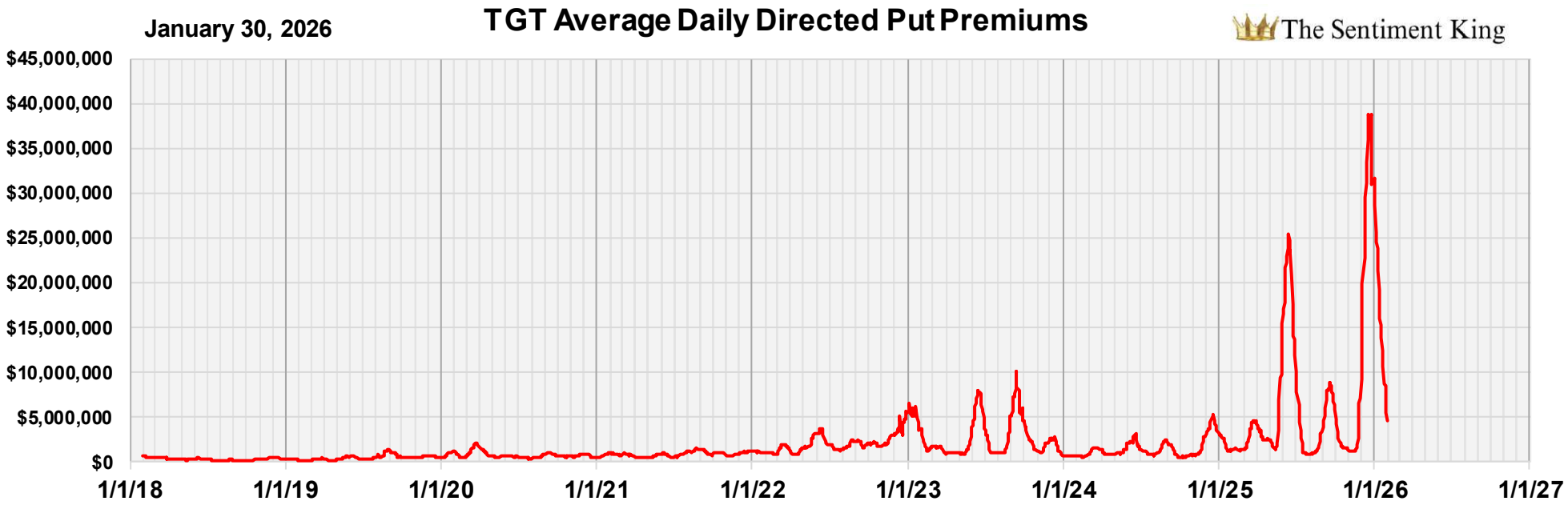
January 30, 2026
TGT Average Daily Directed Put Premiums
The Sentiment King
$45,000,000
$40,000,000
$35,000,000
$30,000,000
$25,000,000
$20,000,000
$15,000,000
$10,000,000
$5,000,000
$0
1/1/18
1/1/19
1/1/20
1/1/21
1/1/22
1/1/23
1/1/24
1/1/25
1/1/26
1/1/27

January 30, 2026

TGT

Sentiment King

100 Day RSI

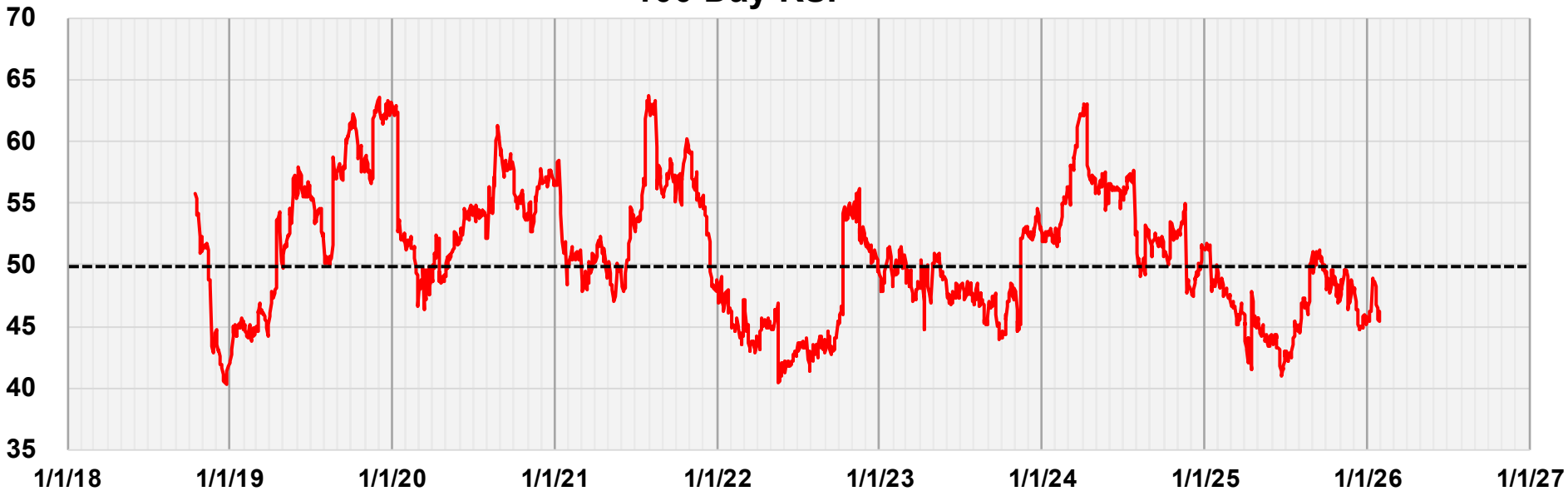

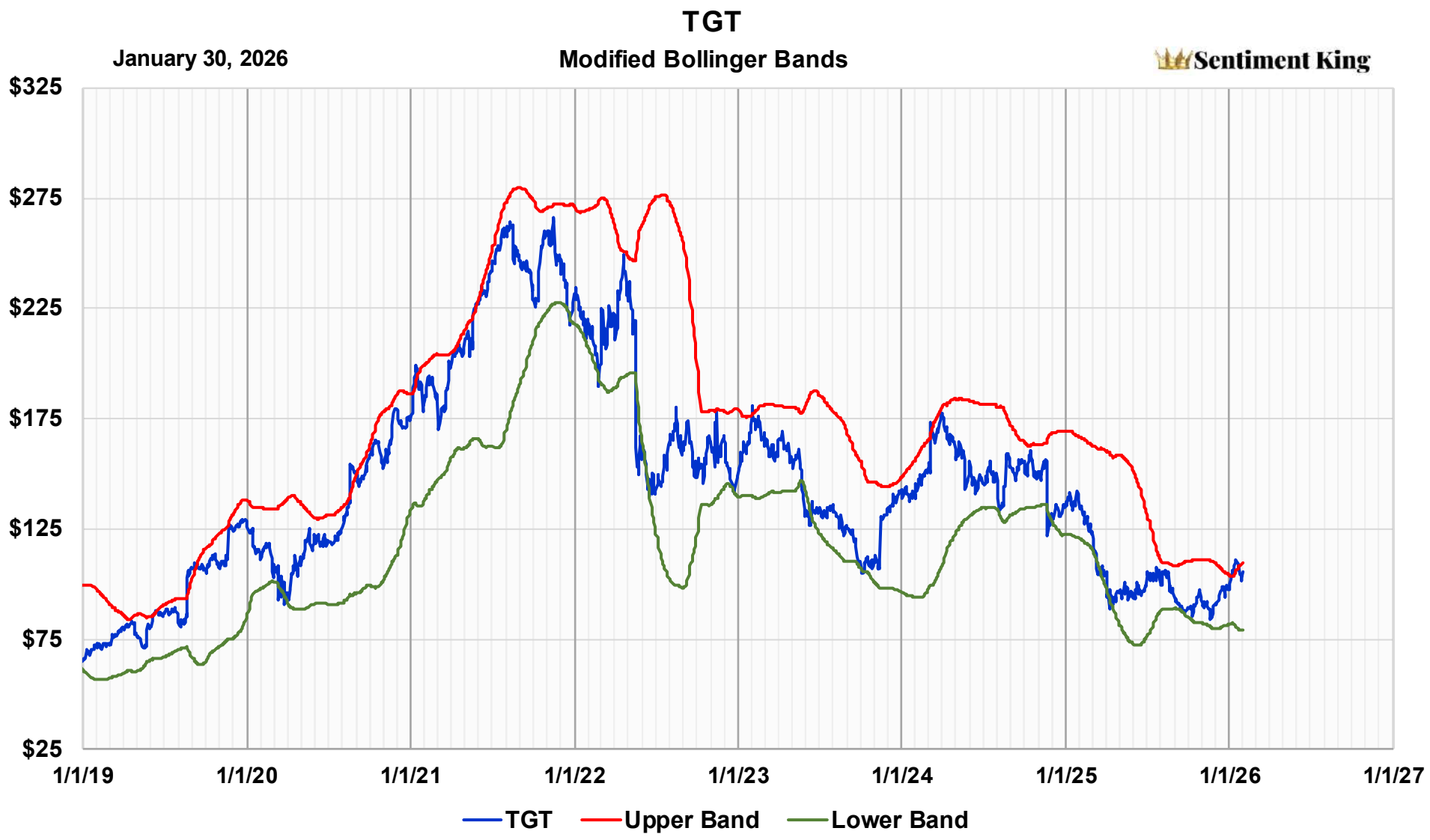
TGT
January 30, 2026
Modified Bollinger Bands
Sentiment King
$325
$275
$225
$175
$125
$75
$25
1/1/19
1/1/20
1/1/21
1/1/22
1/1/23
1/1/24
1/1/25
1/1/26
1/1/27
TGT
Upper Band
Lower Band

January 30, 2026
TMO
Sentiment King
$775
$675
$575
$475
$375
$275
$175
1/1/18
1/1/19
1/1/20
1/1/21
1/1/22
1/1/23
1/1/24
1/1/25
1/1/26
1/1/27

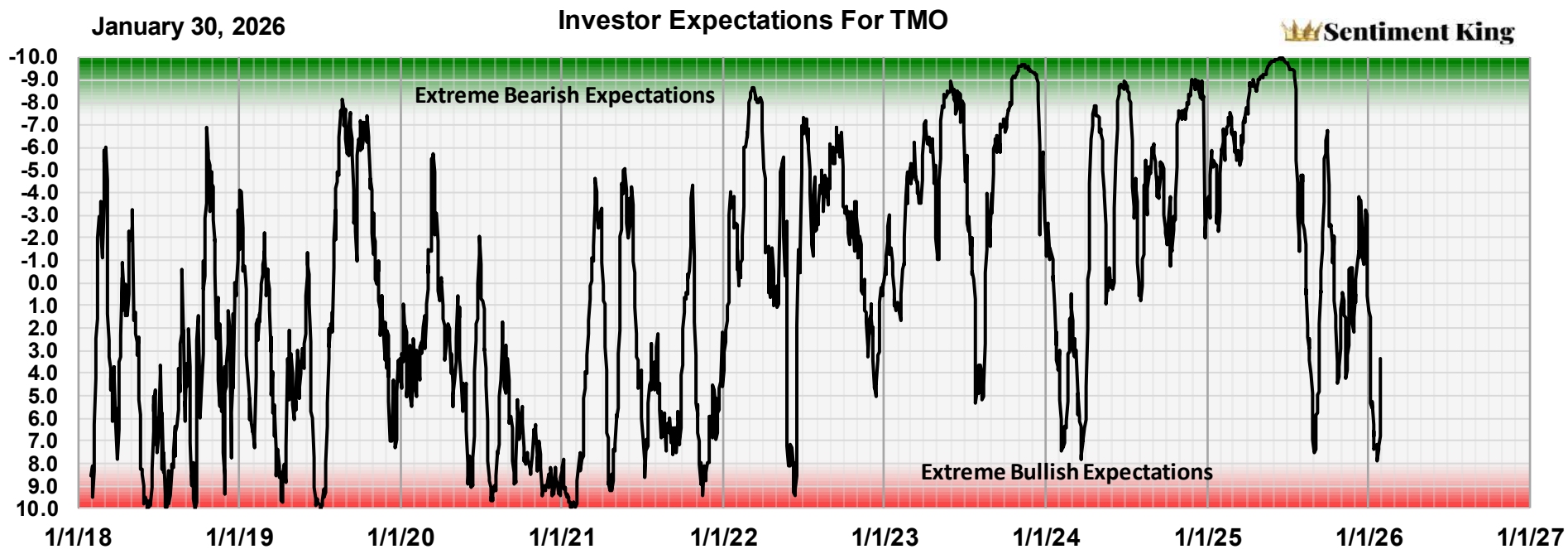
January 30, 2026
Investor Expectations For TMO
Sentiment King
Extreme Bearish Expectations
Extreme Bullish Expectations
-10.0
-9.0
-8.0
-7.0
-6.0
-5.0
-4.0
-3.0
-2.0
-1.0
0.0
1.0
2.0
3.0
4.0
5.0
6.0
7.0
8.0
9.0
10.0
1/1/18
1/1/19
1/1/20
1/1/21
1/1/22
1/1/23
1/1/24
1/1/25
1/1/26
1/1/27

January 30, 2026
TMO
Sentiment King
$775
$675
$575
$475
$375
$275
$175
1/1/18
1/1/19
1/1/20
1/1/21
1/1/22
1/1/23
1/1/24
1/1/25
1/1/26
1/1/27

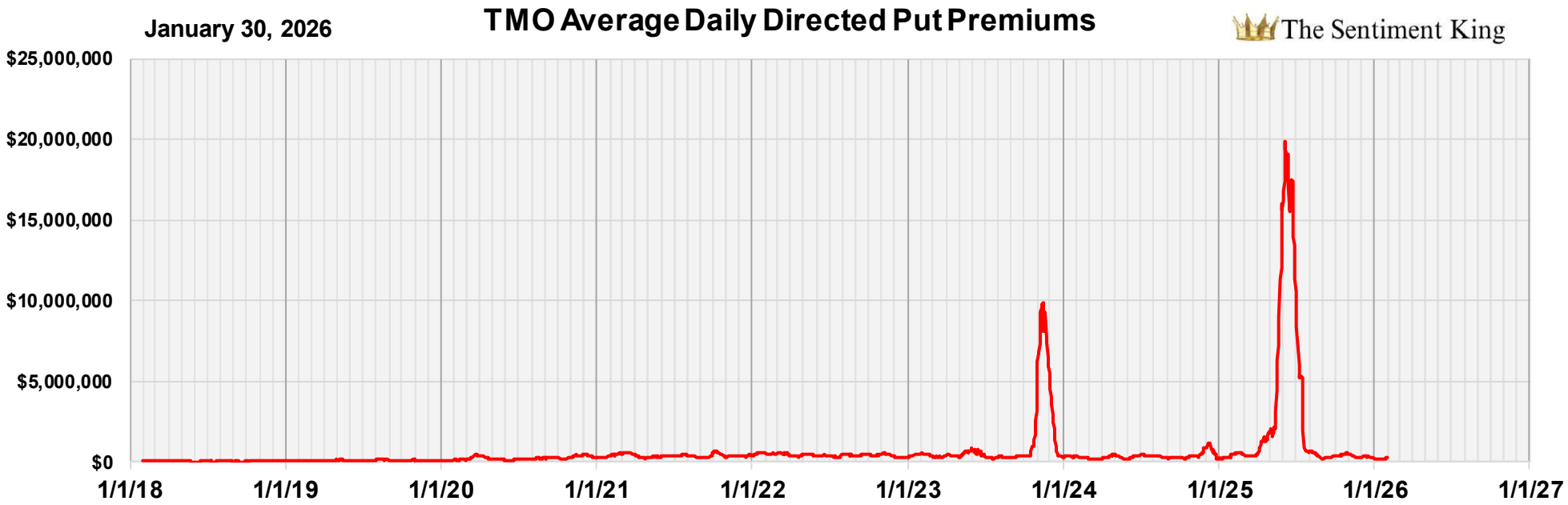
January 30, 2026
TMO Average Daily Directed Put Premiums
The Sentiment King
$25,000,000
$20,000,000
$15,000,000
$10,000,000
$5,000,000
$0
1/1/18
1/1/19
1/1/20
1/1/21
1/1/22
1/1/23
1/1/24
1/1/25
1/1/26
1/1/27

January 30, 2026
TMO
Sentiment King
$775
$675
$575
$475
$375
$275
$175
1/1/18
1/1/19
1/1/20
1/1/21
1/1/22
1/1/23
1/1/24
1/1/25
1/1/26
1/1/27

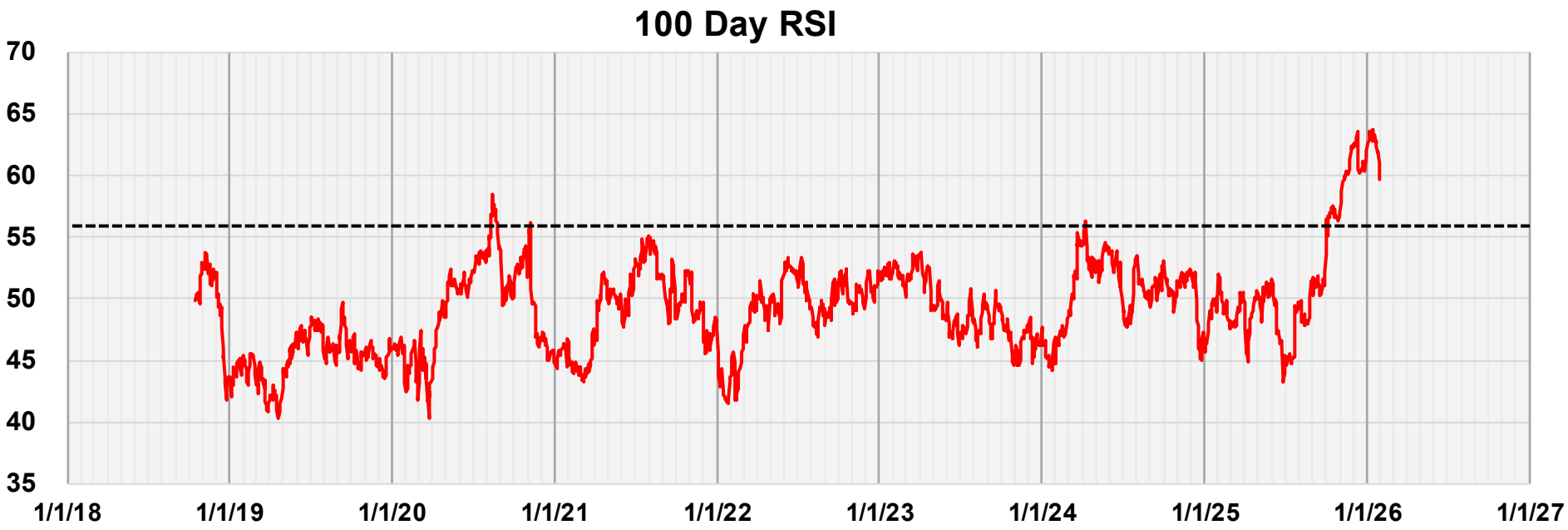
100 Day RSI
70
65
60
55
50
45
40
35
1/1/18
1/1/19
1/1/20
1/1/21
1/1/22
1/1/23
1/1/24
1/1/25
1/1/26
1/1/27

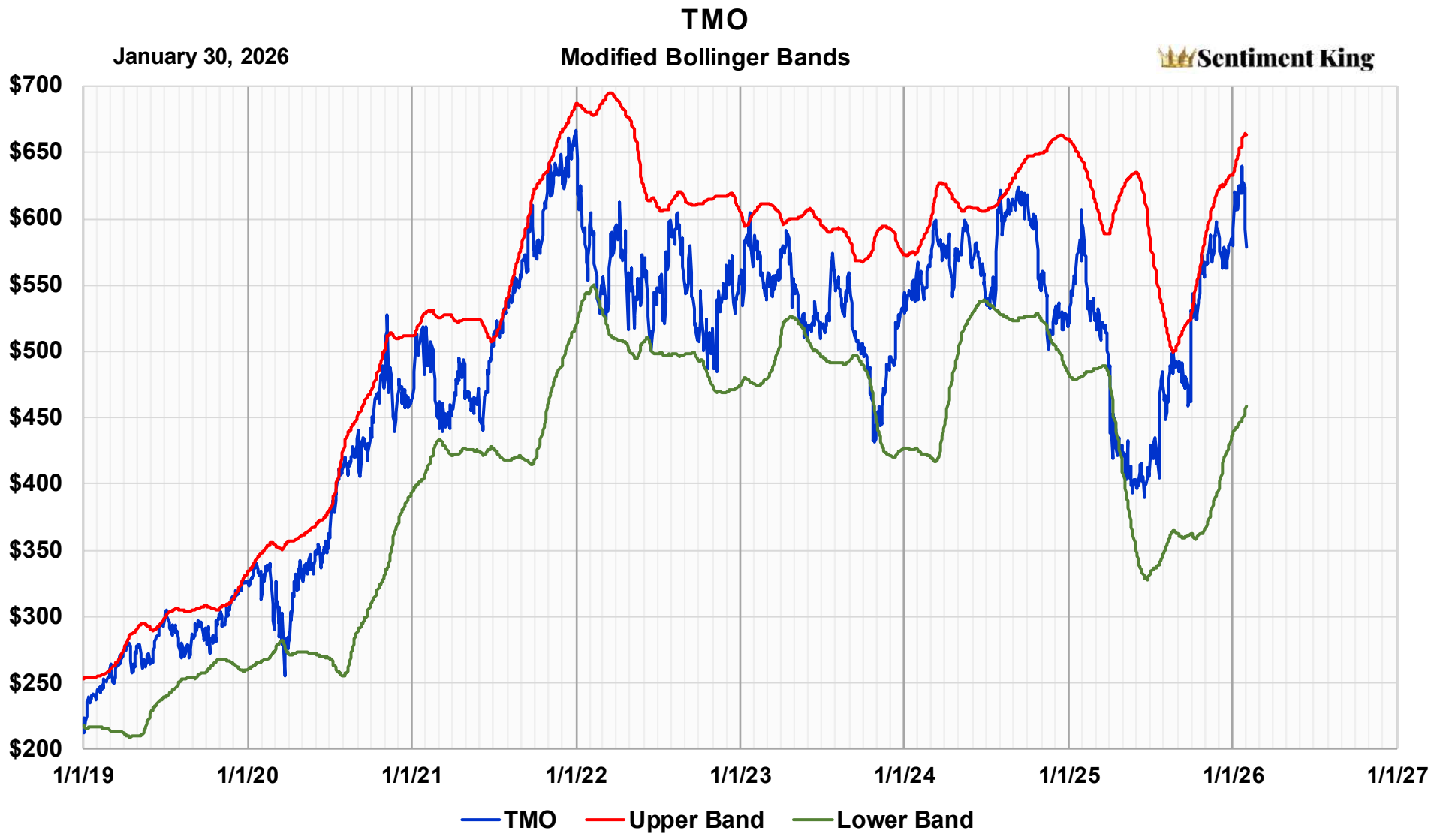
TMO
January 30, 2026
Modified Bollinger Bands
Sentiment King
$700
$650
$600
$550
$500
$450
$400
$350
$300
$250
$200
1/1/19
1/1/20
1/1/21
1/1/22
1/1/23
1/1/24
1/1/25
1/1/26
1/1/27
TMO
Upper Band
Lower Band

January 30, 2026

TMUS

Sentiment King

January 30, 2026

Investor Expectations For TMUS

Sentiment King

January 30, 2026
TMUS
Sentiment King
$200
$100
$50
1/1/18
1/1/19
1/1/20
1/1/21
1/1/22
1/1/23
1/1/24
1/1/25
1/1/26
1/1/27

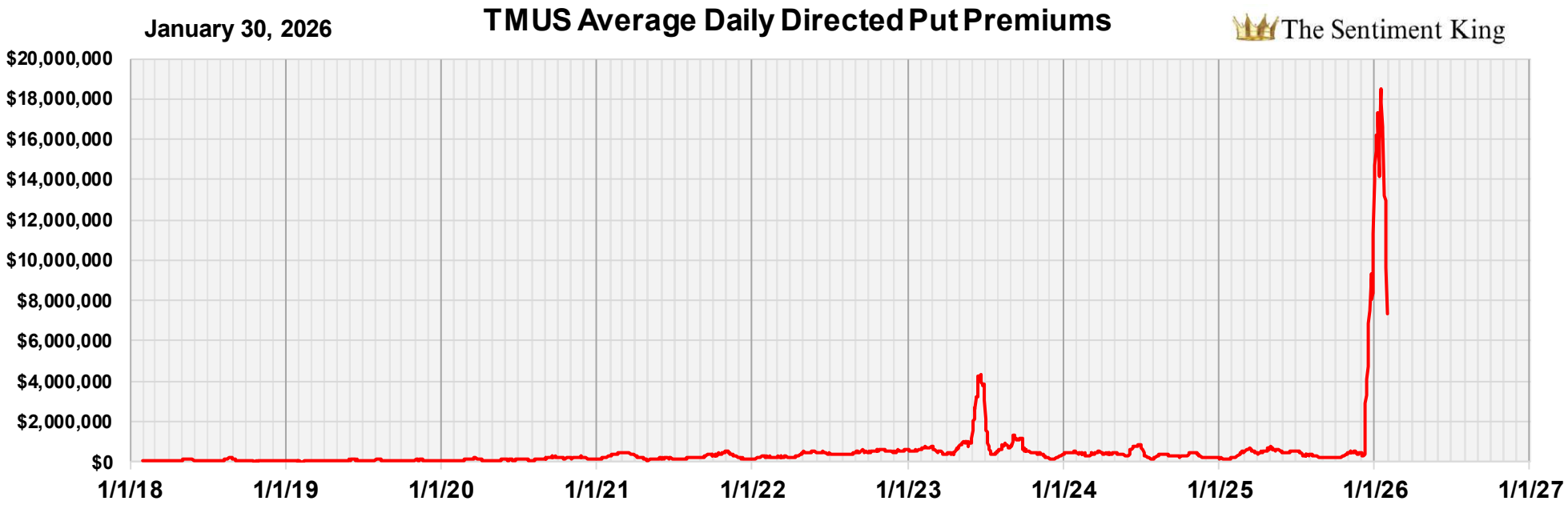
January 30, 2026
TMUS Average Daily Directed Put Premiums
The Sentiment King
$20,000,000
$18,000,000
$16,000,000
$14,000,000
$12,000,000
$10,000,000
$8,000,000
$6,000,000
$4,000,000
$2,000,000
$0
1/1/18
1/1/19
1/1/20
1/1/21
1/1/22
1/1/23
1/1/24
1/1/25
1/1/26
1/1/27

January 30, 2026

TMUS

Sentiment King

100 Day RSI

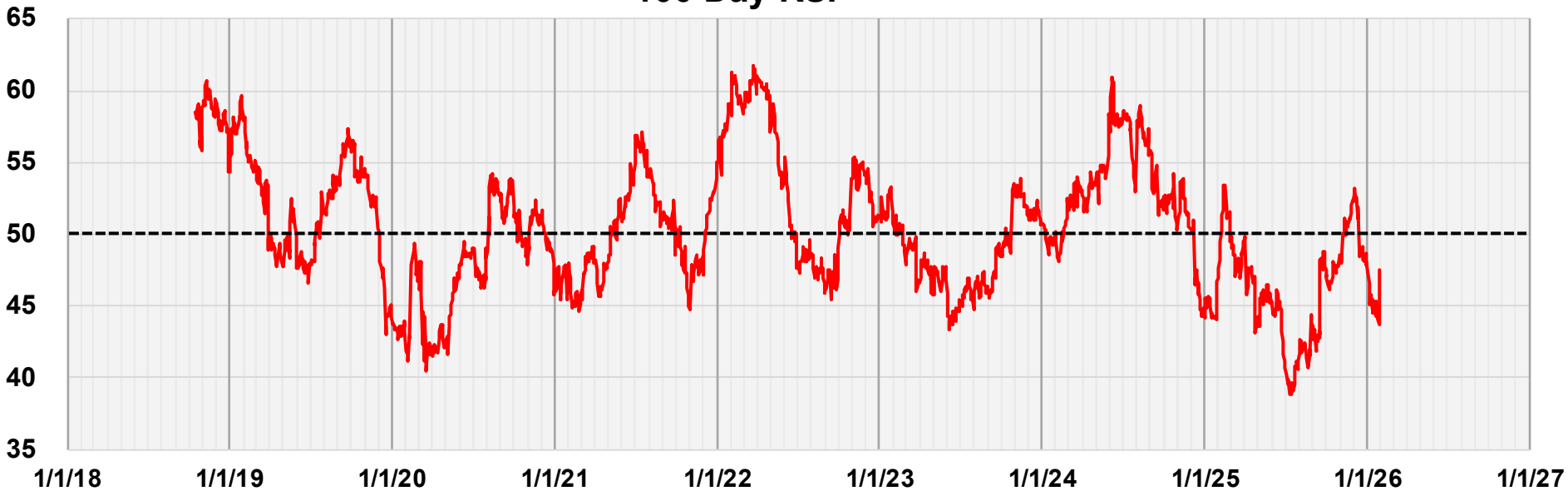

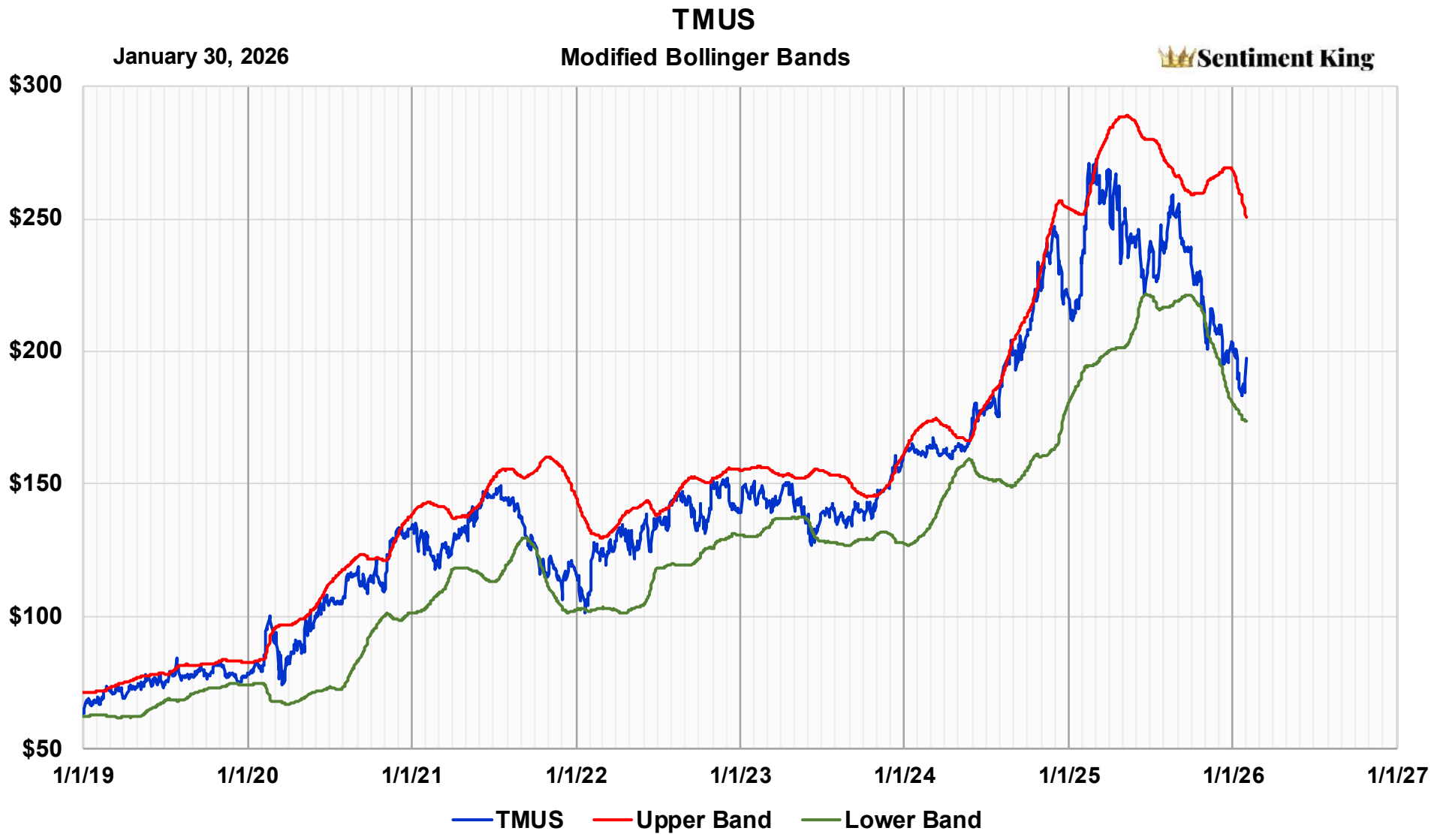
TMUS
January 30, 2026
Modified Bollinger Bands
Sentiment King
$300
$250
$200
$150
$100
$50
1/1/19
1/1/20
1/1/21
1/1/22
1/1/23
1/1/24
1/1/25
1/1/26
1/1/27
TMUS
Upper Band
Lower Band

January 30, 2026
TSLA
Sentiment King
$640
$320
$160
$80
$40
$20
$10
1/1/18
1/1/19
1/1/20
1/1/21
1/1/22
1/1/23
1/1/24
1/1/25
1/1/26
1/1/27

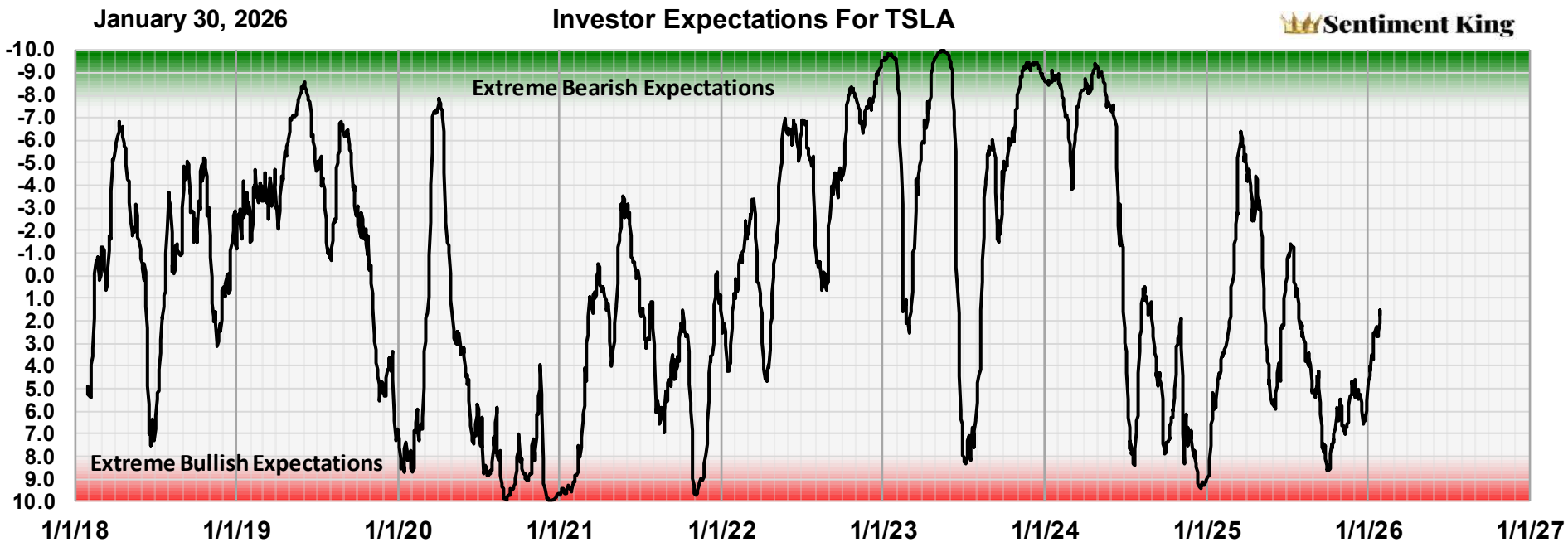
January 30, 2026
Investor Expectations For TSLA
Sentiment King
Extreme Bearish Expectations
Extreme Bullish Expectations
-10.0
-9.0
-8.0
-7.0
-6.0
-5.0
-4.0
-3.0
-2.0
-1.0
0.0
1.0
2.0
3.0
4.0
5.0
6.0
7.0
8.0
9.0
10.0
1/1/18
1/1/19
1/1/20
1/1/21
1/1/22
1/1/23
1/1/24
1/1/25
1/1/26
1/1/27

January 30, 2026
TSLA
Sentiment King
$640
$320
$160
$80
$40
$20
$10
1/1/18
1/1/19
1/1/20
1/1/21
1/1/22
1/1/23
1/1/24
1/1/25
1/1/26
1/1/27

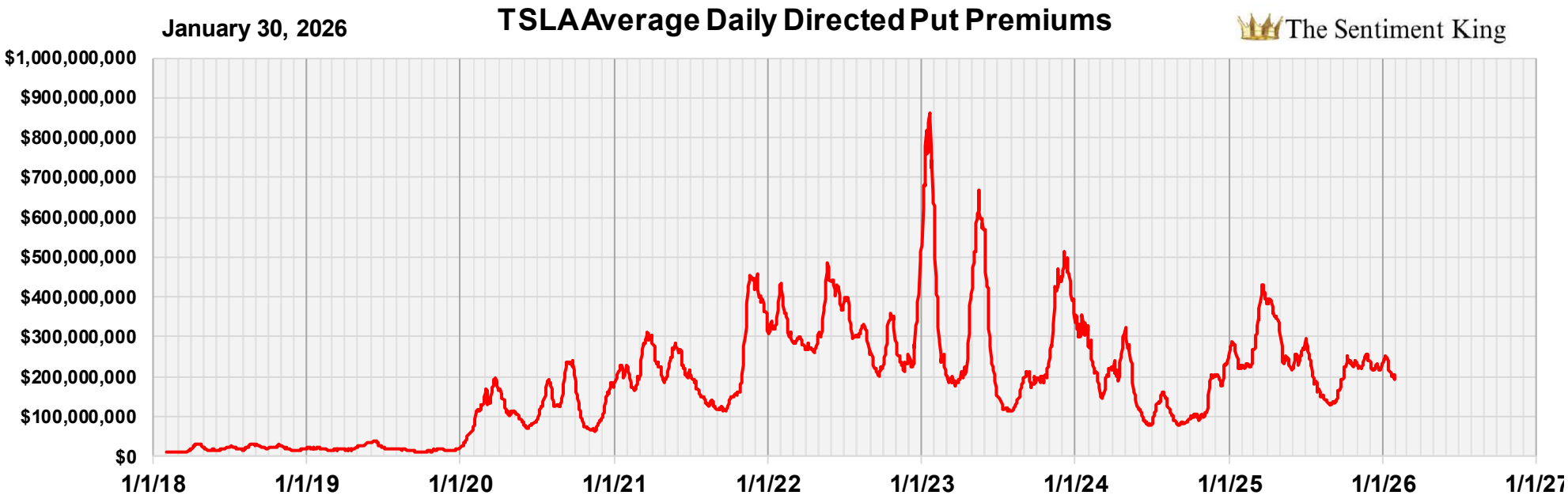
January 30, 2026
TSLA Average Daily Directed Put Premiums
The Sentiment King
$1,000,000,000
$900,000,000
$800,000,000
$700,000,000
$600,000,000
$500,000,000
$400,000,000
$300,000,000
$200,000,000
$100,000,000
$0
1/1/18
1/1/19
1/1/20
1/1/21
1/1/22
1/1/23
1/1/24
1/1/25
1/1/26
1/1/27

January 30, 2026
TSLA
Sentiment King
$640
$320
$160
$80
$40
$20
$10
1/1/18
1/1/19
1/1/20
1/1/21
1/1/22
1/1/23
1/1/24
1/1/25
1/1/26
1/1/27

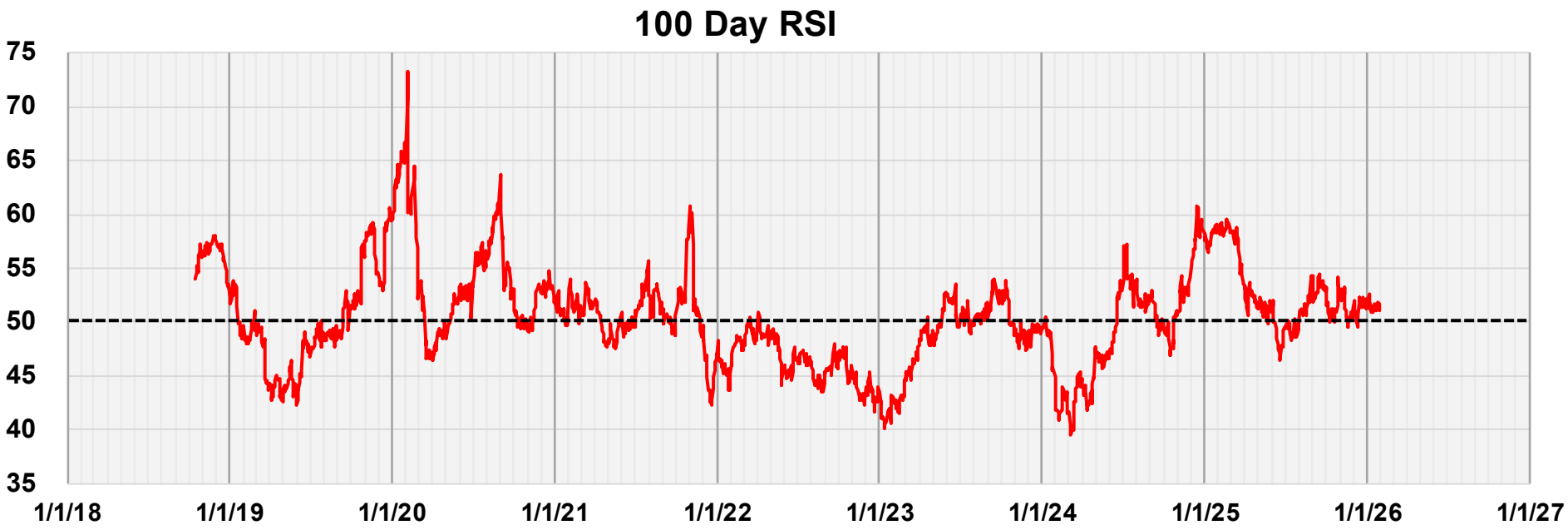
100 Day RSI
75
70
65
60
55
50
45
40
35
1/1/18
1/1/19
1/1/20
1/1/21
1/1/22
1/1/23
1/1/24
1/1/25
1/1/26
1/1/27

TSLA
January 30, 2026
Modified Bollinger Bands
Sentiment King
$600
$500
$400
$300
$200
$100
$0
1/1/19
1/1/20
1/1/21
1/1/22
1/1/23
1/1/24
1/1/25
1/1/26
1/1/27
TSLA
Upper Band
Lower Band

January 30, 2026
TSM
Sentiment King
$400
$200
$100
$50
$25
1/1/18
1/1/19
1/1/20
1/1/21
1/1/22
1/1/23
1/1/24
1/1/25
1/1/26
1/1/27

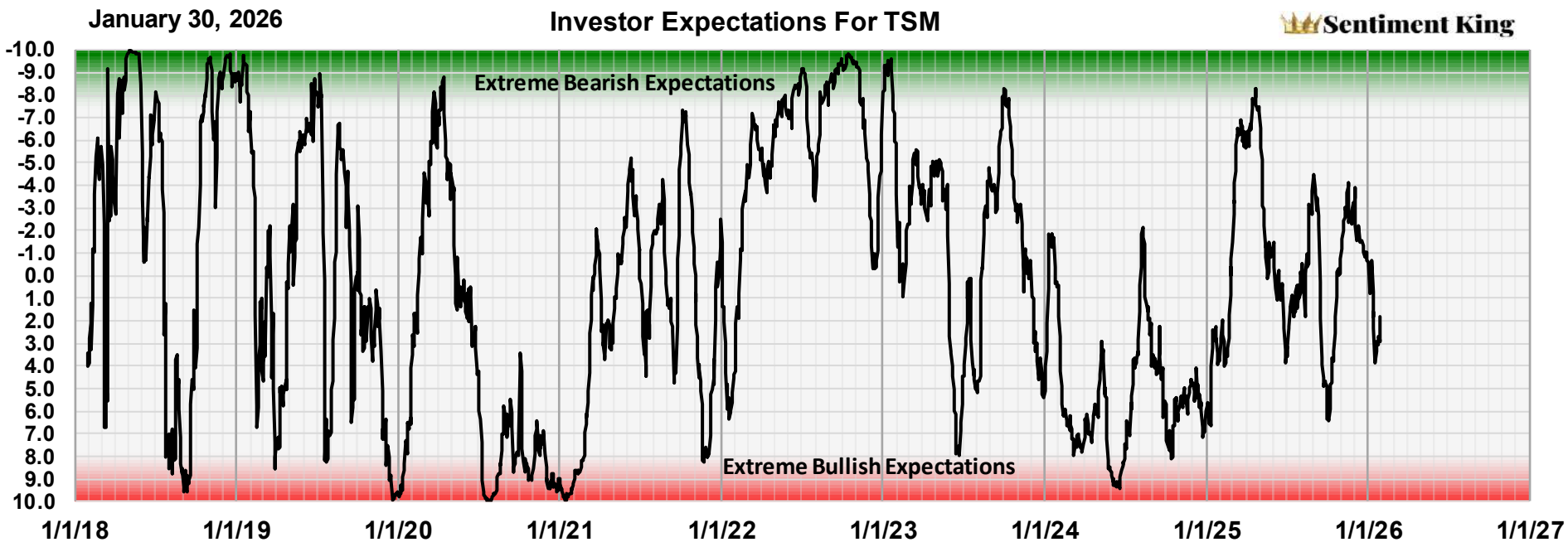
January 30, 2026
Investor Expectations For TSM
Sentiment King
Extreme Bearish Expectations
Extreme Bullish Expectations
-10.0
-9.0
-8.0
-7.0
-6.0
-5.0
-4.0
-3.0
-2.0
-1.0
0.0
1.0
2.0
3.0
4.0
5.0
6.0
7.0
8.0
9.0
10.0
1/1/18
1/1/19
1/1/20
1/1/21
1/1/22
1/1/23
1/1/24
1/1/25
1/1/26
1/1/27

January 30, 2026
TSM
Sentiment King
$400
$200
$100
$50
$25
1/1/18
1/1/19
1/1/20
1/1/21
1/1/22
1/1/23
1/1/24
1/1/25
1/1/26
1/1/27

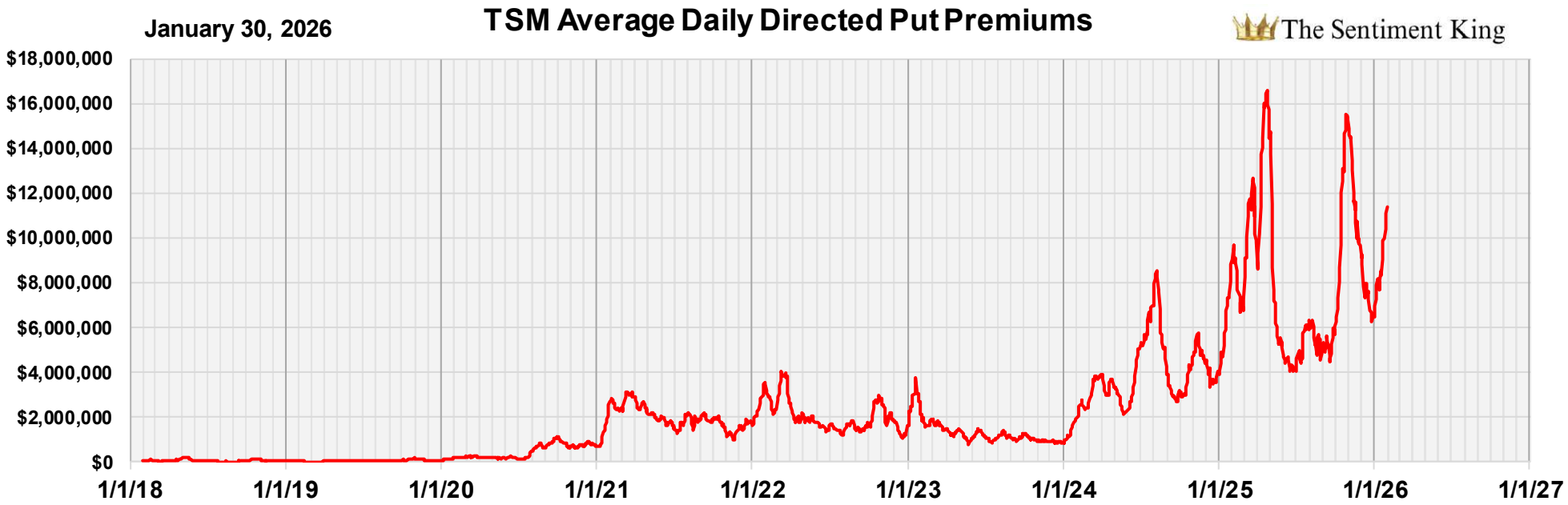
January 30, 2026
TSM Average Daily Directed Put Premiums
The Sentiment King
$18,000,000
$16,000,000
$14,000,000
$12,000,000
$10,000,000
$8,000,000
$6,000,000
$4,000,000
$2,000,000
$0
1/1/18
1/1/19
1/1/20
1/1/21
1/1/22
1/1/23
1/1/24
1/1/25
1/1/26
1/1/27

January 30, 2026

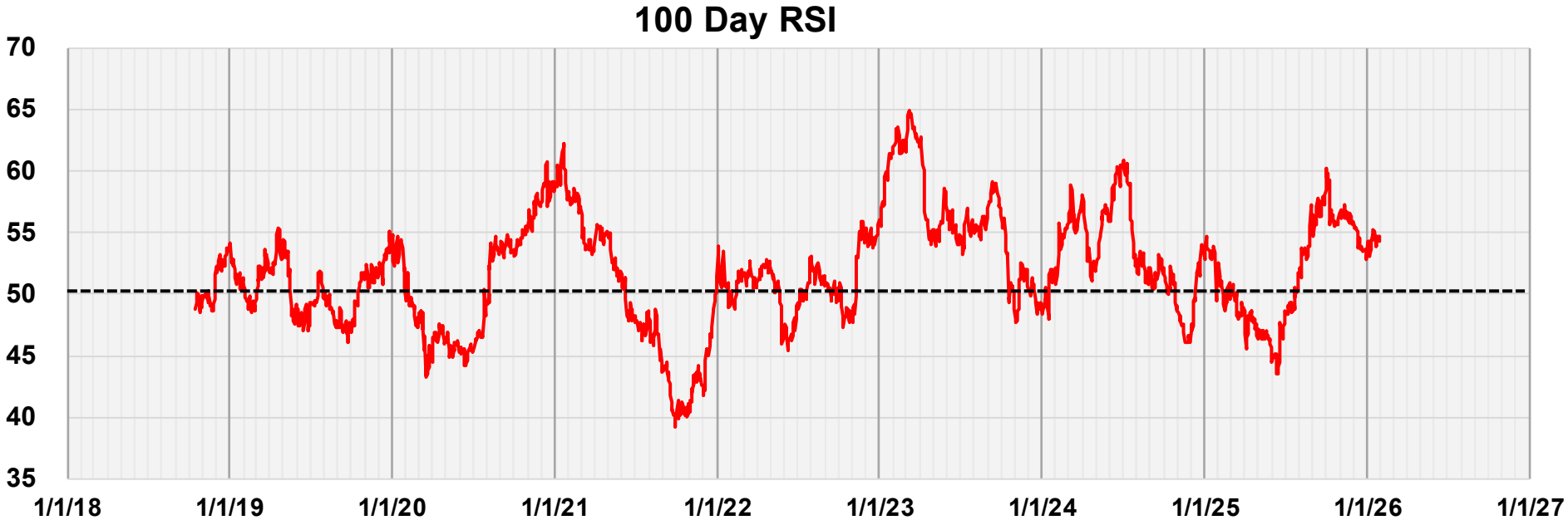

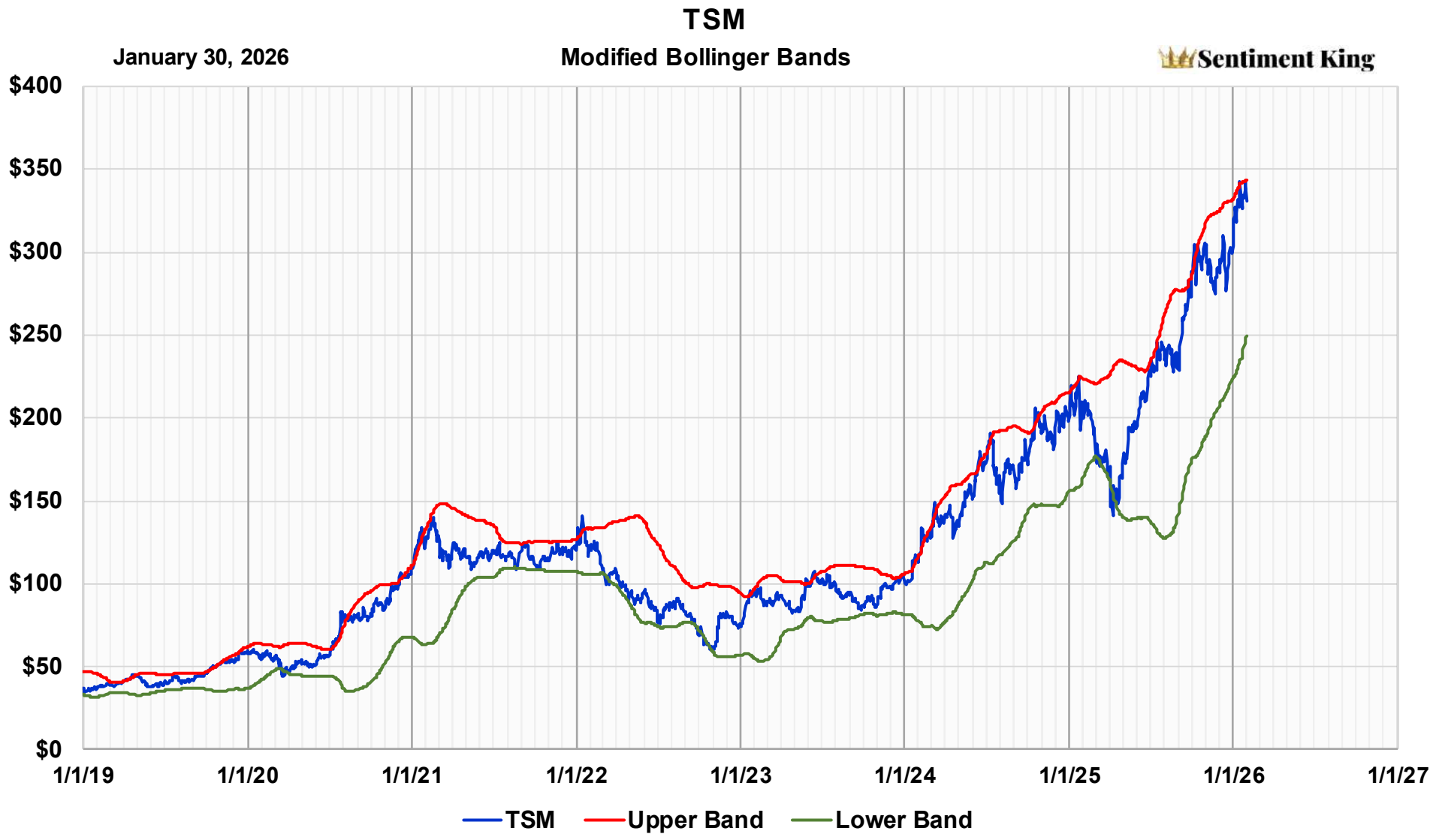
TSM
January 30, 2026
Modified Bollinger Bands
Sentiment King
$400
$350
$300
$250
$200
$150
$100
$50
$0
1/1/19
1/1/20
1/1/21
1/1/22
1/1/23
1/1/24
1/1/25
1/1/26
1/1/27
TSM
Upper Band
Lower Band

January 30, 2026
TXN
Sentiment King
$250
$225
$200
$175
$150
$125
$100
$75
1/1/18
1/1/19
1/1/20
1/1/21
1/1/22
1/1/23
1/1/24
1/1/25
1/1/26
1/1/27

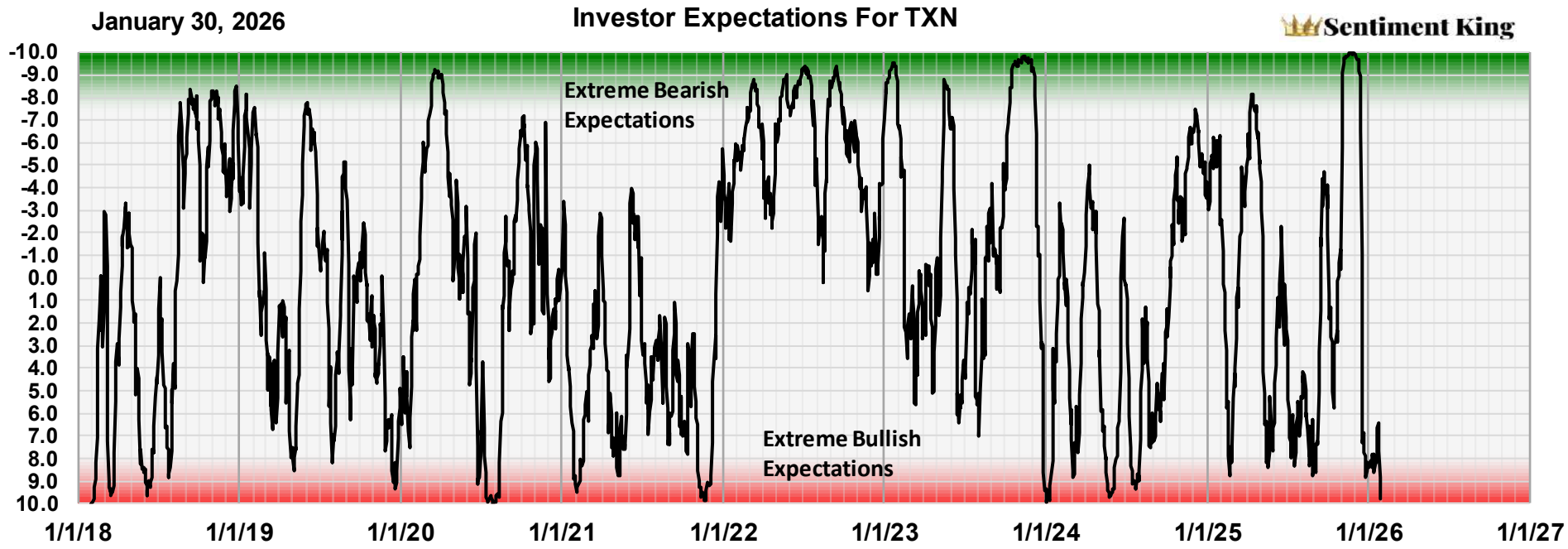
January 30, 2026
Investor Expectations For TXN
Sentiment King
Extreme Bearish Expectations
Extreme Bullish Expectations
-10.0
-9.0
-8.0
-7.0
-6.0
-5.0
-4.0
-3.0
-2.0
-1.0
0.0
1.0
2.0
3.0
4.0
5.0
6.0
7.0
8.0
9.0
10.0
1/1/18
1/1/19
1/1/20
1/1/21
1/1/22
1/1/23
1/1/24
1/1/25
1/1/26
1/1/27

January 30, 2026
TXN
Sentiment King
$250
$225
$200
$175
$150
$125
$100
$75
1/1/18
1/1/19
1/1/20
1/1/21
1/1/22
1/1/23
1/1/24
1/1/25
1/1/26
1/1/27

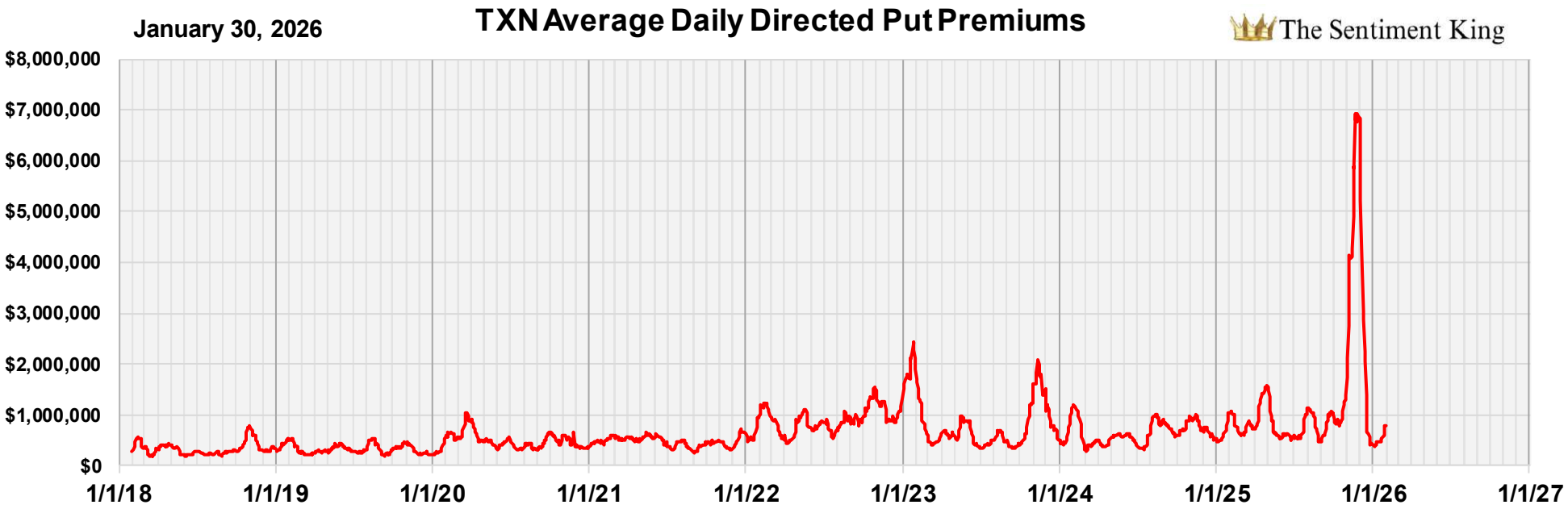
January 30, 2026
TXN Average Daily Directed Put Premiums
The Sentiment King
$8,000,000
$7,000,000
$6,000,000
$5,000,000
$4,000,000
$3,000,000
$2,000,000
$1,000,000
$0
1/1/18
1/1/19
1/1/20
1/1/21
1/1/22
1/1/23
1/1/24
1/1/25
1/1/26
1/1/27

January 30, 2026

TXN

Sentiment King

100 Day RSI

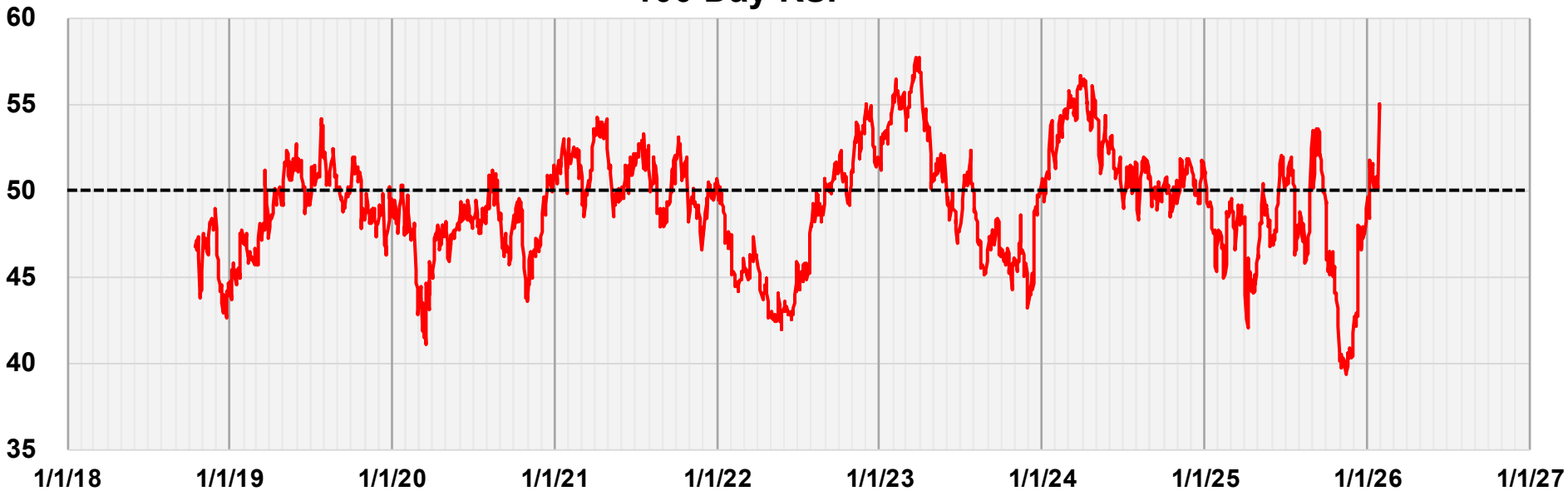

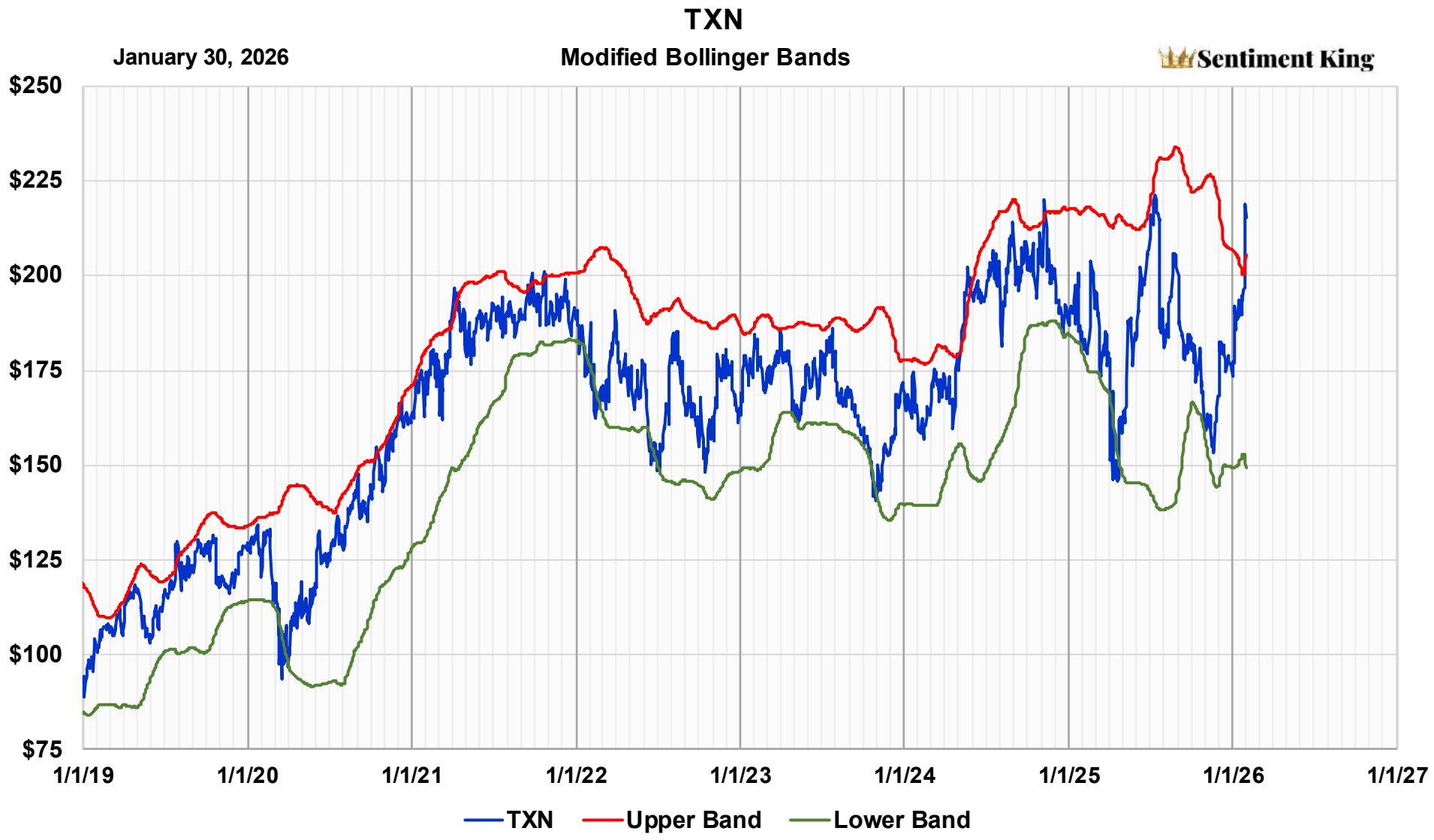
TXN
January 30, 2026
Modified Bollinger Bands
Sentiment King
$250
$225
$200
$175
$150
$125
$100
$75
1/1/19
1/1/20
1/1/21
1/1/22
1/1/23
1/1/24
1/1/25
1/1/26
1/1/27
TXN
Upper Band
Lower Band

January 30, 2026
UBER
Sentiment King
$125
$100
$75
$50
$25
$0
1/1/18
1/1/19
1/1/20
1/1/21
1/1/22
1/1/23
1/1/24
1/1/25
1/1/26
1/1/27

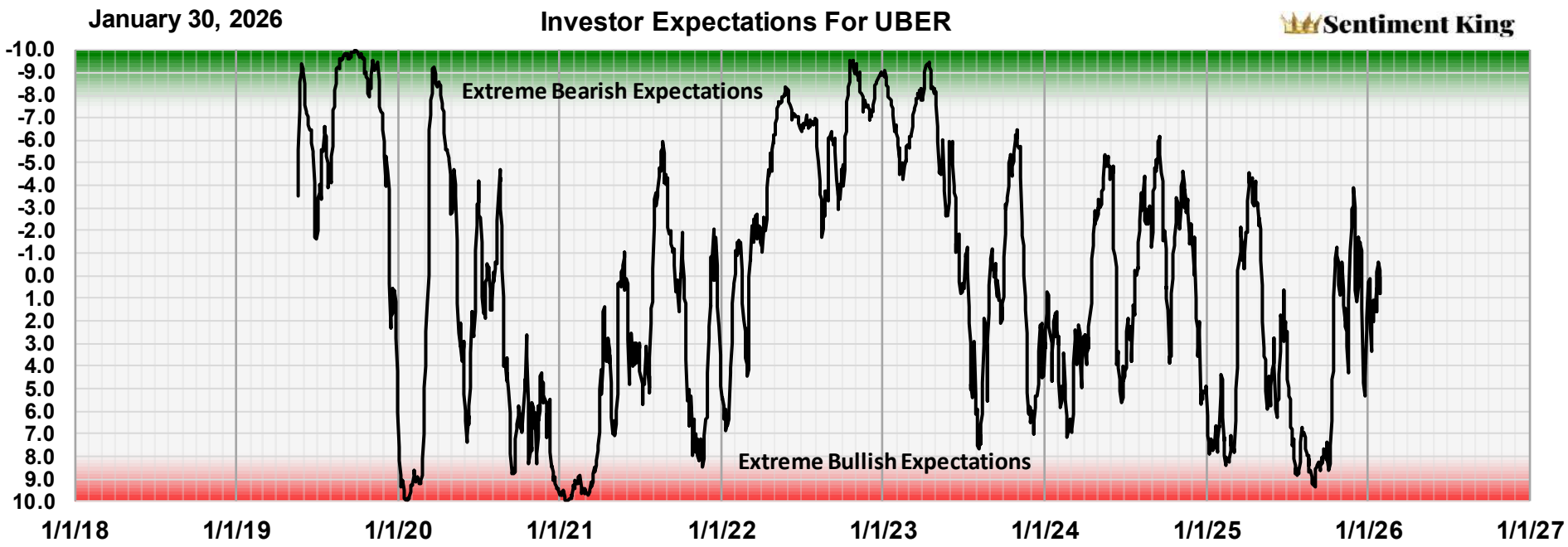
January 30, 2026
Investor Expectations For UBER
Sentiment King
Extreme Bearish Expectations
Extreme Bullish Expectations
-10.0
-9.0
-8.0
-7.0
-6.0
-5.0
-4.0
-3.0
-2.0
-1.0
0.0
1.0
2.0
3.0
4.0
5.0
6.0
7.0
8.0
9.0
10.0
1/1/18
1/1/19
1/1/20
1/1/21
1/1/22
1/1/23
1/1/24
1/1/25
1/1/26
1/1/27

January 30, 2026
UBER
Sentiment King
$125
$100
$75
$50
$25
$0
1/1/18
1/1/19
1/1/20
1/1/21
1/1/22
1/1/23
1/1/24
1/1/25
1/1/26
1/1/27

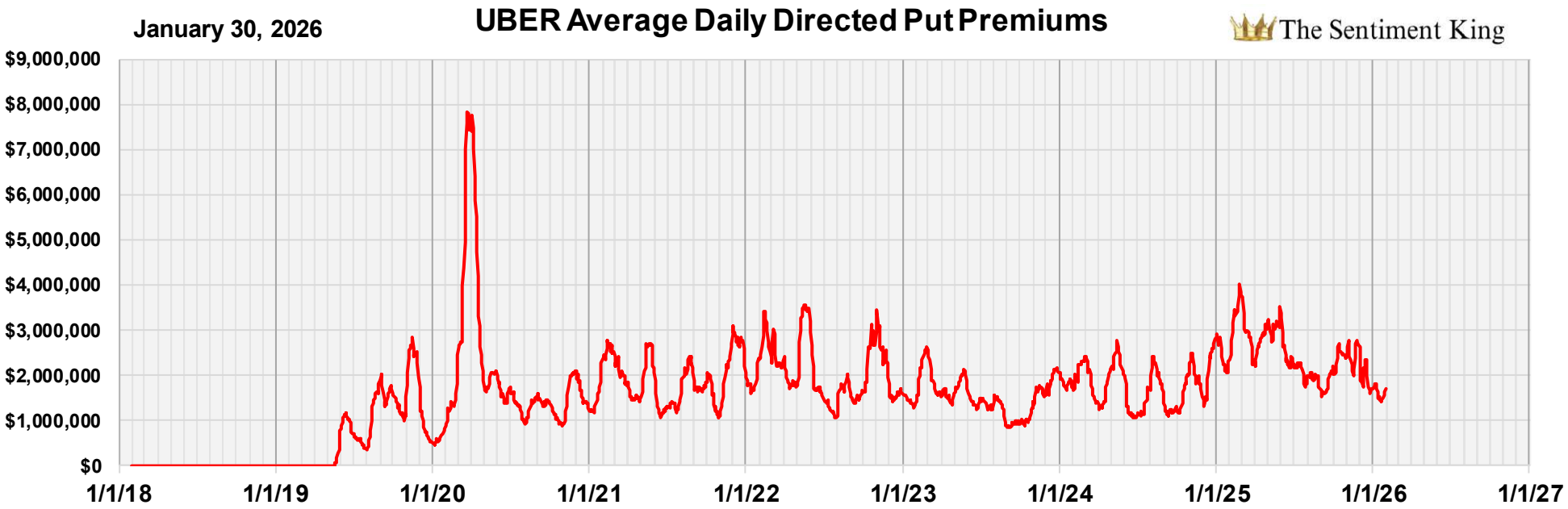
January 30, 2026
UBER Average Daily Directed Put Premiums
The Sentiment King
$9,000,000
$8,000,000
$7,000,000
$6,000,000
$5,000,000
$4,000,000
$3,000,000
$2,000,000
$1,000,000
$0
1/1/18
1/1/19
1/1/20
1/1/21
1/1/22
1/1/23
1/1/24
1/1/25
1/1/26
1/1/27

January 30, 2026

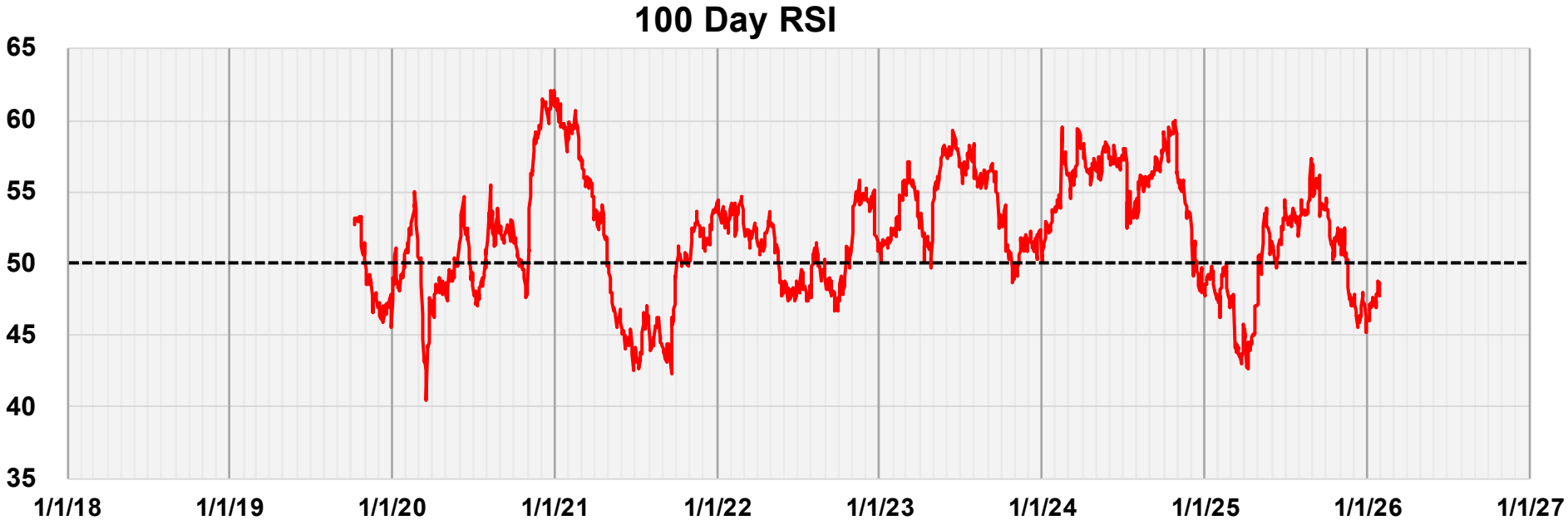

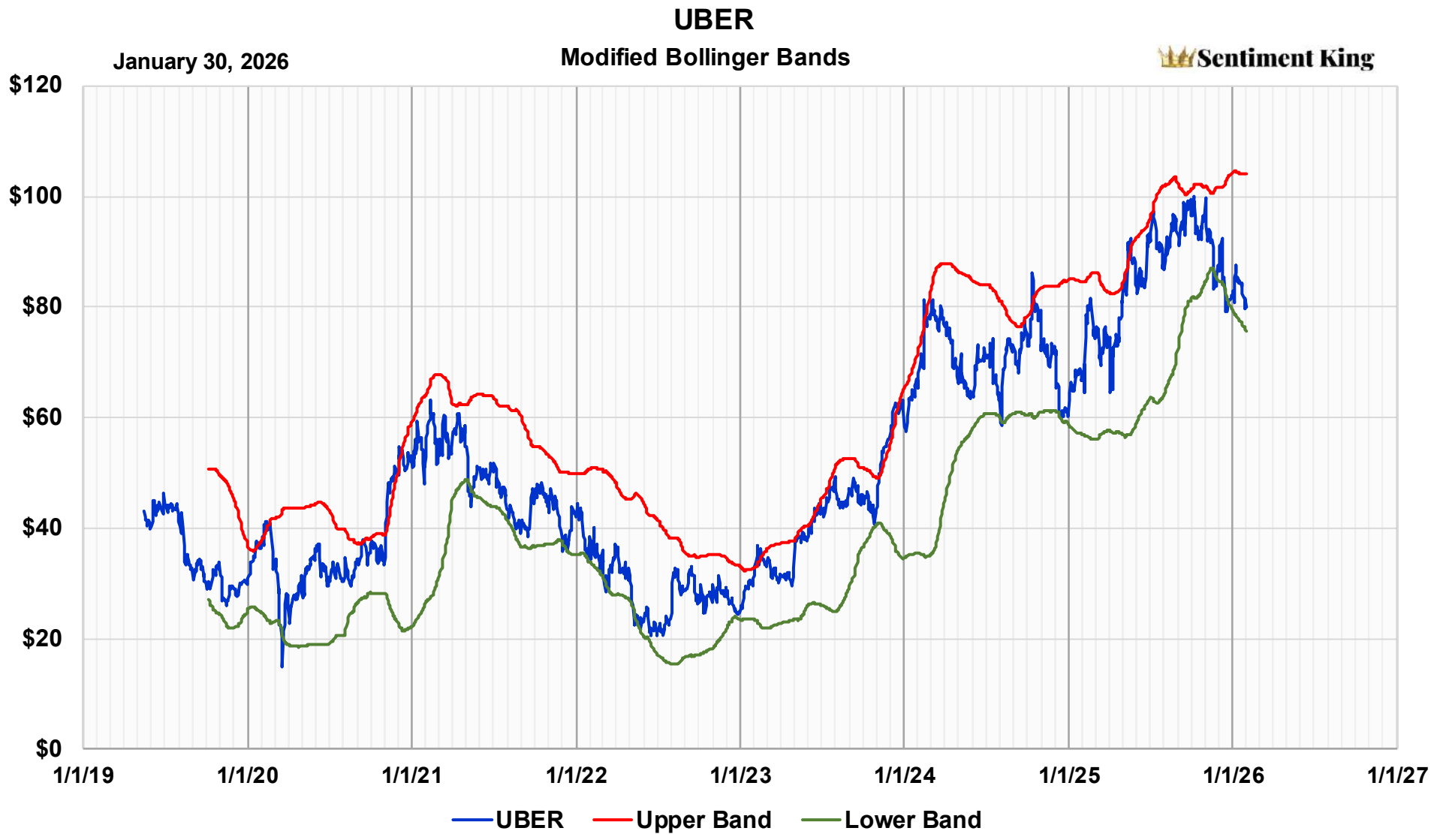
UBER
Modified Bollinger Bands
January 30, 2026
Sentiment King
$120
$100
$80
$60
$40
$20
$0
1/1/19
1/1/20
1/1/21
1/1/22
1/1/23
1/1/24
1/1/25
1/1/26
1/1/27
UBER
Upper Band
Lower Band

January 30, 2026
UNH
Sentiment King
$650
$600
$550
$500
$450
$400
$350
$300
$250
$200
$150
1/1/18
1/1/19
1/1/20
1/1/21
1/1/22
1/1/23
1/1/24
1/1/25
1/1/26
1/1/27

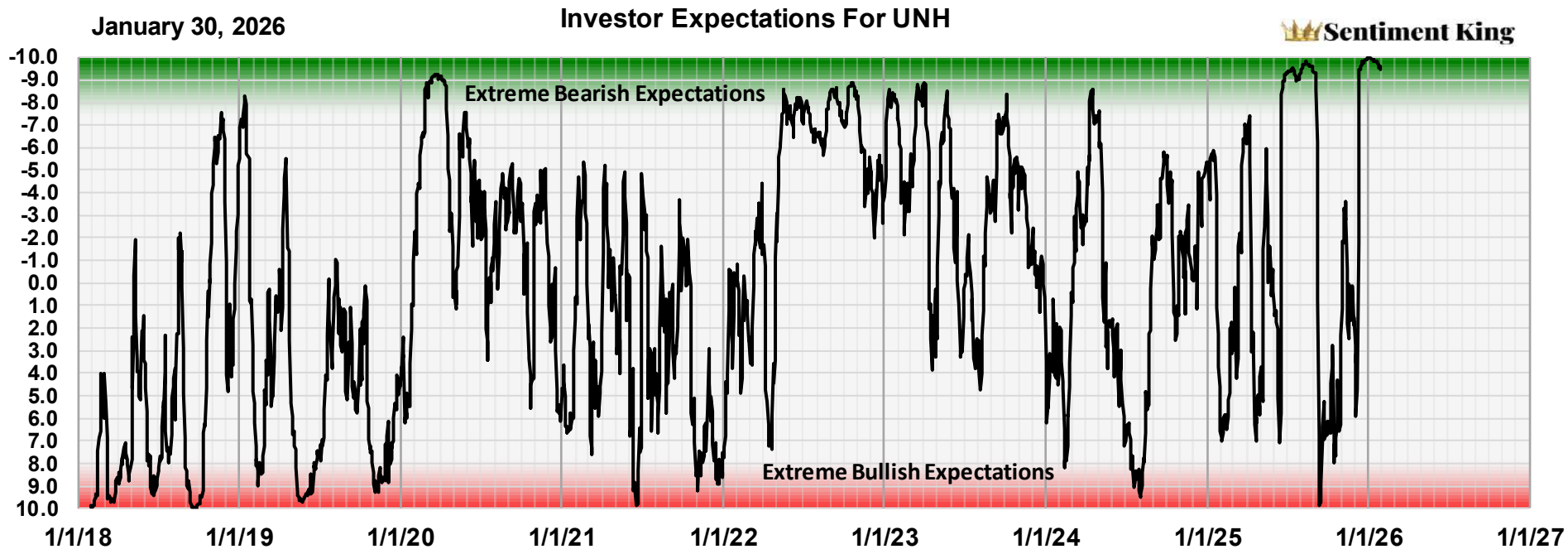
January 30, 2026
Investor Expectations For UNH
Sentiment King
Extreme Bearish Expectations
Extreme Bullish Expectations
-10.0
-9.0
-8.0
-7.0
-6.0
-5.0
-4.0
-3.0
-2.0
-1.0
0.0
1.0
2.0
3.0
4.0
5.0
6.0
7.0
8.0
9.0
10.0
1/1/18
1/1/19
1/1/20
1/1/21
1/1/22
1/1/23
1/1/24
1/1/25
1/1/26
1/1/27

January 30, 2026
UNH
Sentiment King
$650
$600
$550
$500
$450
$400
$350
$300
$250
$200
$150
1/1/18
1/1/19
1/1/20
1/1/21
1/1/22
1/1/23
1/1/24
1/1/25
1/1/26
1/1/27

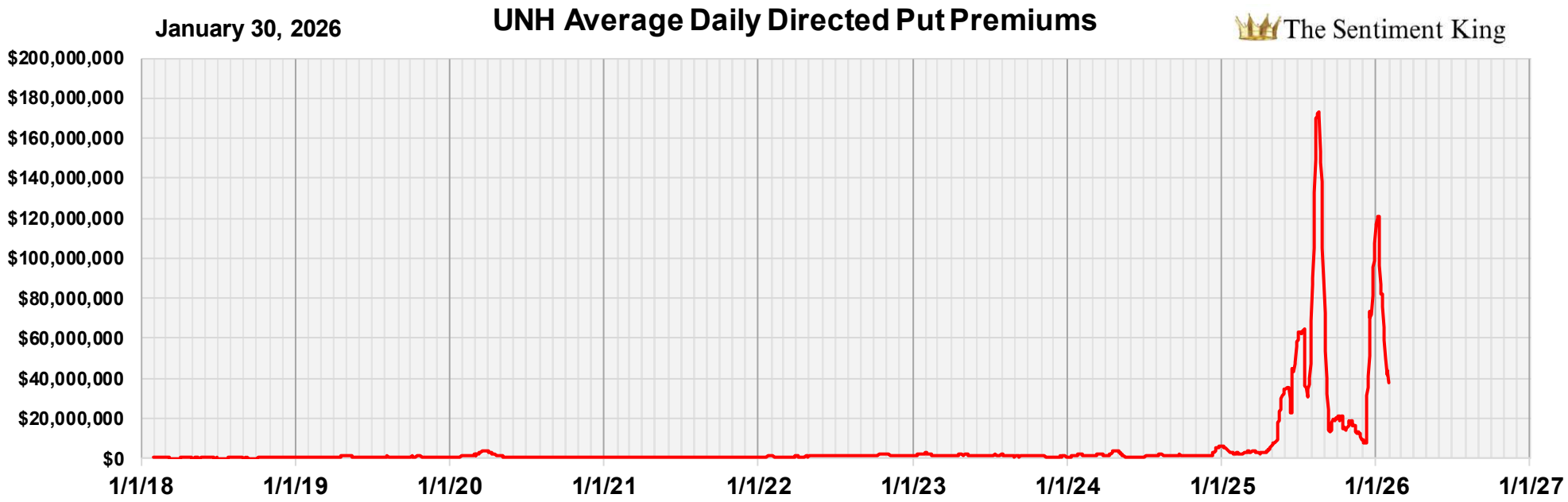
January 30, 2026
UNH Average Daily Directed Put Premiums
The Sentiment King
$200,000,000
$180,000,000
$160,000,000
$140,000,000
$120,000,000
$100,000,000
$80,000,000
$60,000,000
$40,000,000
$20,000,000
$0
1/1/18
1/1/19
1/1/20
1/1/21
1/1/22
1/1/23
1/1/24
1/1/25
1/1/26
1/1/27

January 30, 2026

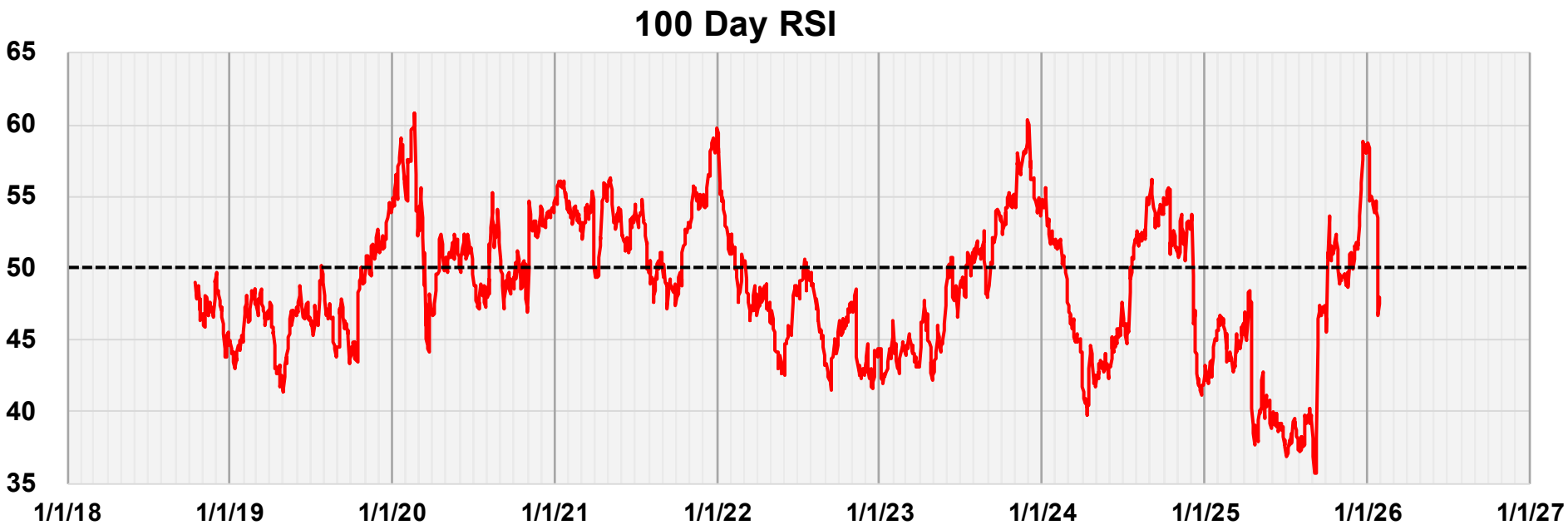

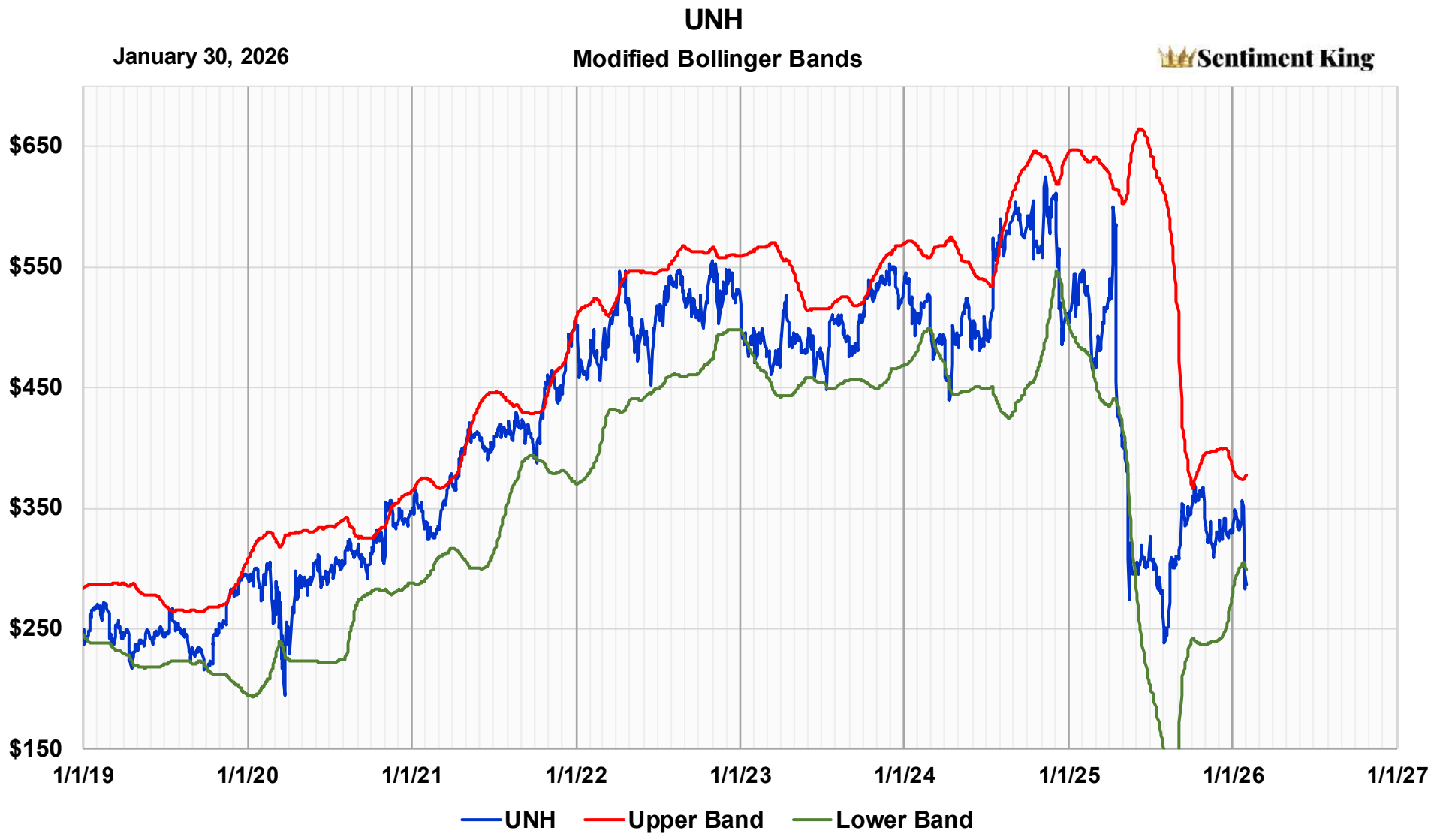
UNH
January 30, 2026
Modified Bollinger Bands
Sentiment King
$650
$550
$450
$350
$250
$150
1/1/19
1/1/20
1/1/21
1/1/22
1/1/23
1/1/24
1/1/25
1/1/26
1/1/27
UNH
Upper Band
Lower Band

January 30, 2026
V
Sentiment King
$400
$375
$350
$325
$300
$275
$250
$225
$200
$175
$150
$125
$100
1/1/18
1/1/19
1/1/20
1/1/21
1/1/22
1/1/23
1/1/24
1/1/25
1/1/26
1/1/27

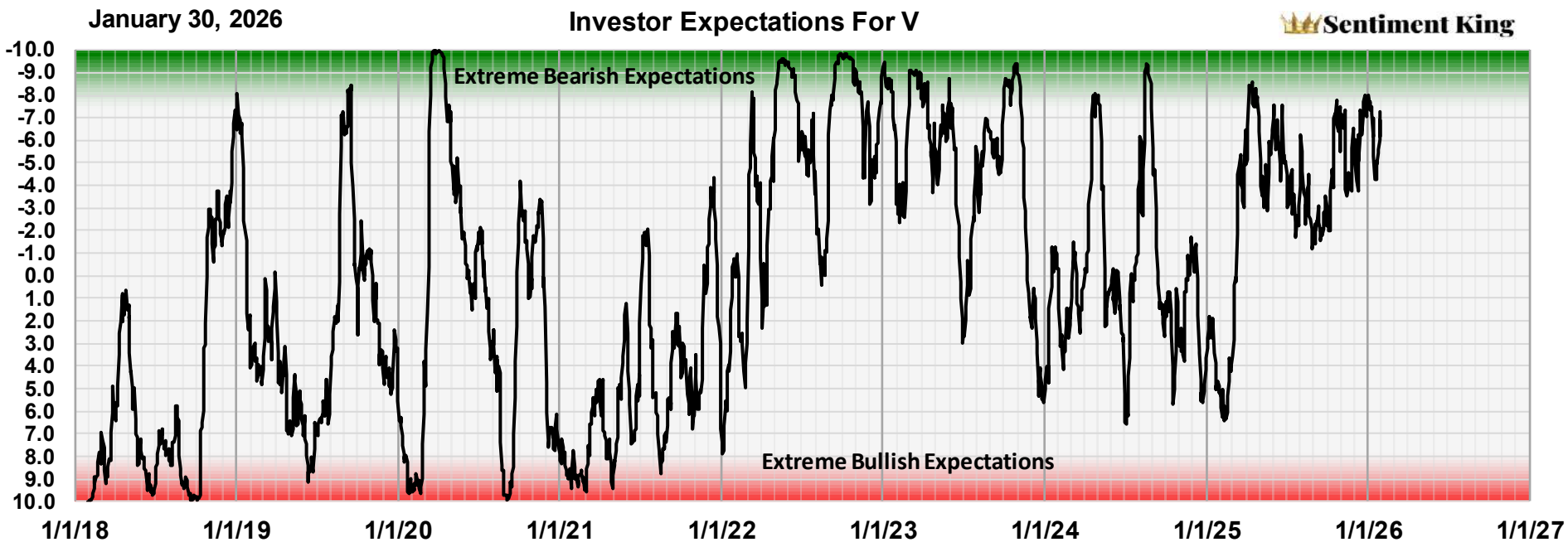
January 30, 2026
Investor Expectations For V
Sentiment King
Extreme Bearish Expectations
Extreme Bullish Expectations
-10.0
-9.0
-8.0
-7.0
-6.0
-5.0
-4.0
-3.0
-2.0
-1.0
0.0
1.0
2.0
3.0
4.0
5.0
6.0
7.0
8.0
9.0
10.0
1/1/18
1/1/19
1/1/20
1/1/21
1/1/22
1/1/23
1/1/24
1/1/25
1/1/26
1/1/27

January 30, 2026
V
Sentiment King
$400
$375
$350
$325
$300
$275
$250
$225
$200
$175
$150
$125
$100
1/1/18
1/1/19
1/1/20
1/1/21
1/1/22
1/1/23
1/1/24
1/1/25
1/1/26
1/1/27

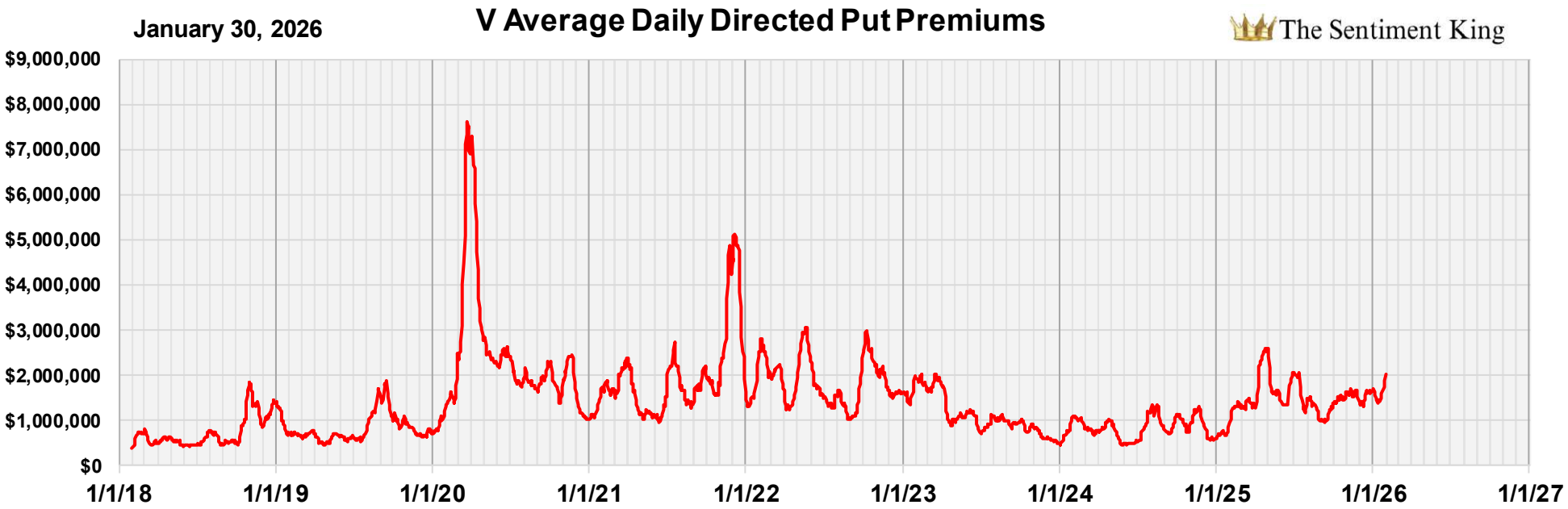
January 30, 2026
V Average Daily Directed Put Premiums
The Sentiment King
$9,000,000
$8,000,000
$7,000,000
$6,000,000
$5,000,000
$4,000,000
$3,000,000
$2,000,000
$1,000,000
$0
1/1/18
1/1/19
1/1/20
1/1/21
1/1/22
1/1/23
1/1/24
1/1/25
1/1/26
1/1/27

January 30, 2026

V

Sentiment King

100 Day RSI

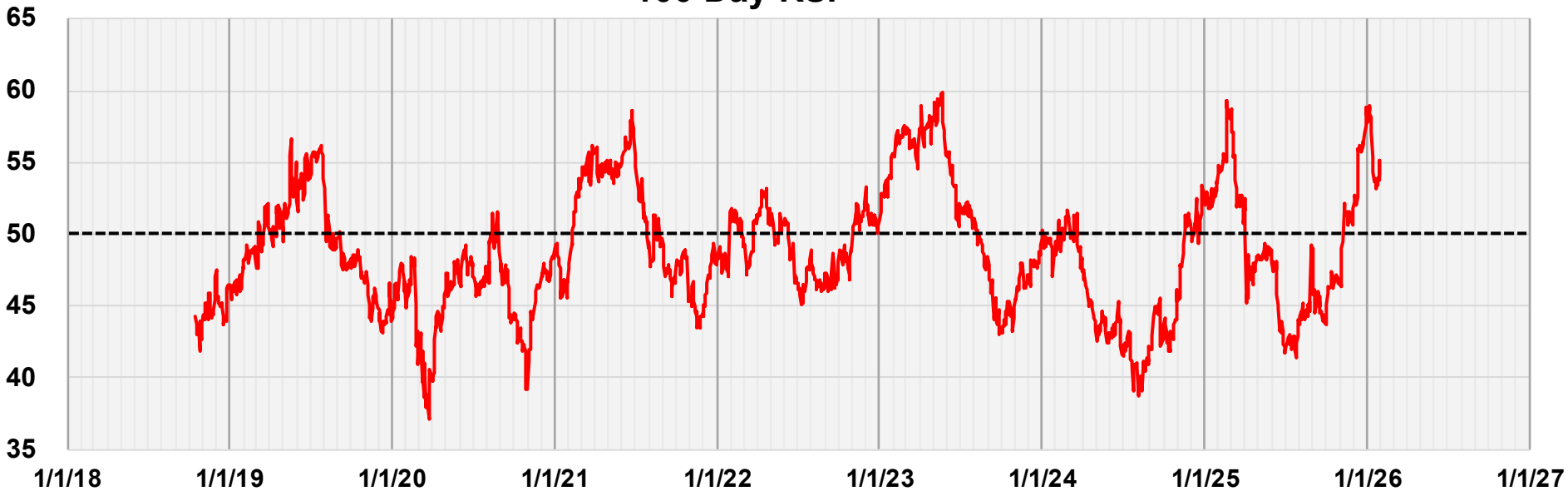

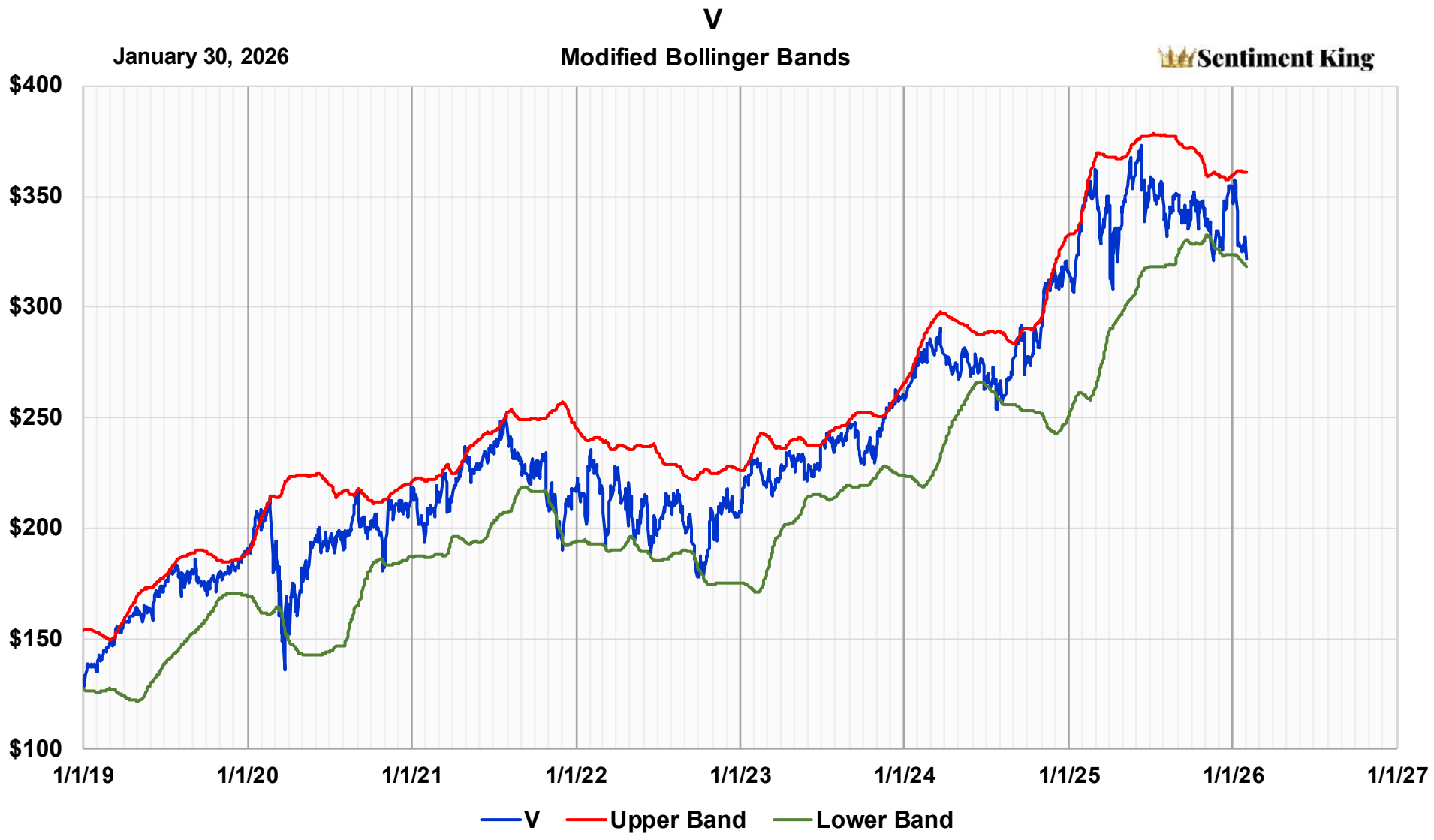
V
January 30, 2026
Modified Bollinger Bands
Sentiment King
$400
$350
$300
$250
$200
$150
$100
1/1/19
1/1/20
1/1/21
1/1/22
1/1/23
1/1/24
1/1/25
1/1/26
1/1/27
V
Upper Band
Lower Band

January 30, 2026
VZ
Sentiment King
$65
$60
$55
$50
$45
$40
$35
$30
1/1/18
1/1/19
1/1/20
1/1/21
1/1/22
1/1/23
1/1/24
1/1/25
1/1/26
1/1/27

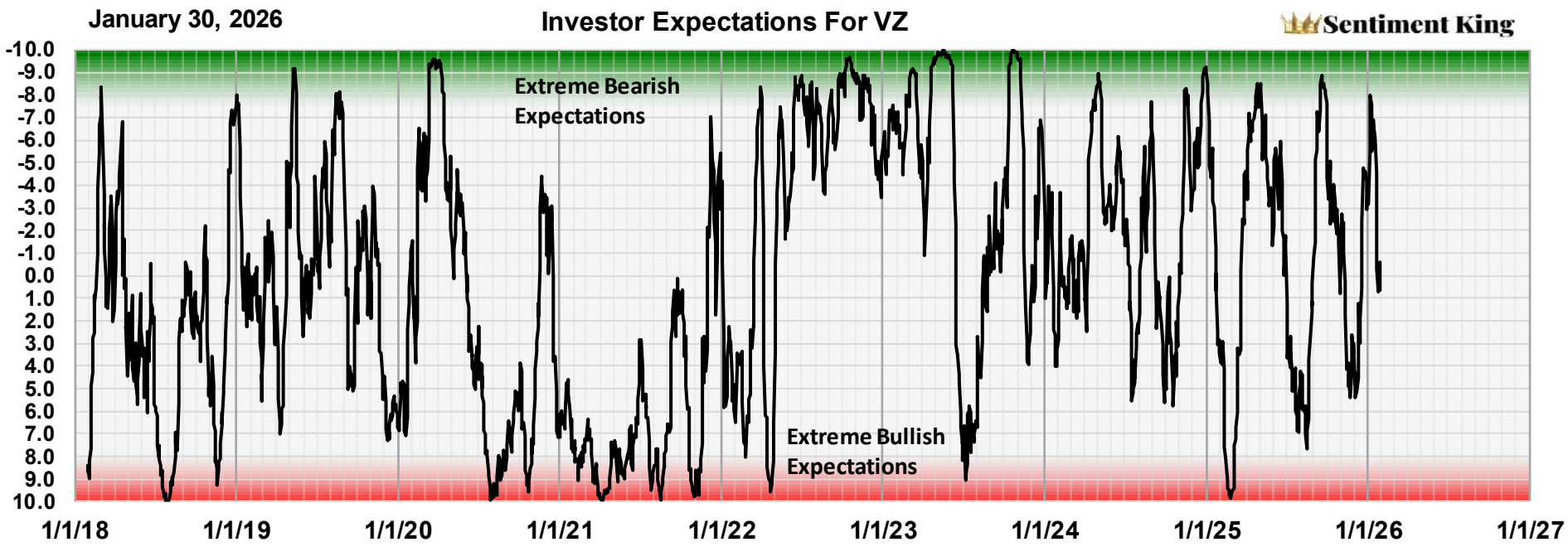
January 30, 2026
Investor Expectations For VZ
Sentiment King
Extreme Bearish Expectations
Extreme Bullish Expectations
-10.0
-9.0
-8.0
-7.0
-6.0
-5.0
-4.0
-3.0
-2.0
-1.0
0.0
1.0
2.0
3.0
4.0
5.0
6.0
7.0
8.0
9.0
10.0
1/1/18
1/1/19
1/1/20
1/1/21
1/1/22
1/1/23
1/1/24
1/1/25
1/1/26
1/1/27

January 30, 2026
VZ
Sentiment King
$65
$60
$55
$50
$45
$40
$35
$30
1/1/18
1/1/19
1/1/20
1/1/21
1/1/22
1/1/23
1/1/24
1/1/25
1/1/26
1/1/27

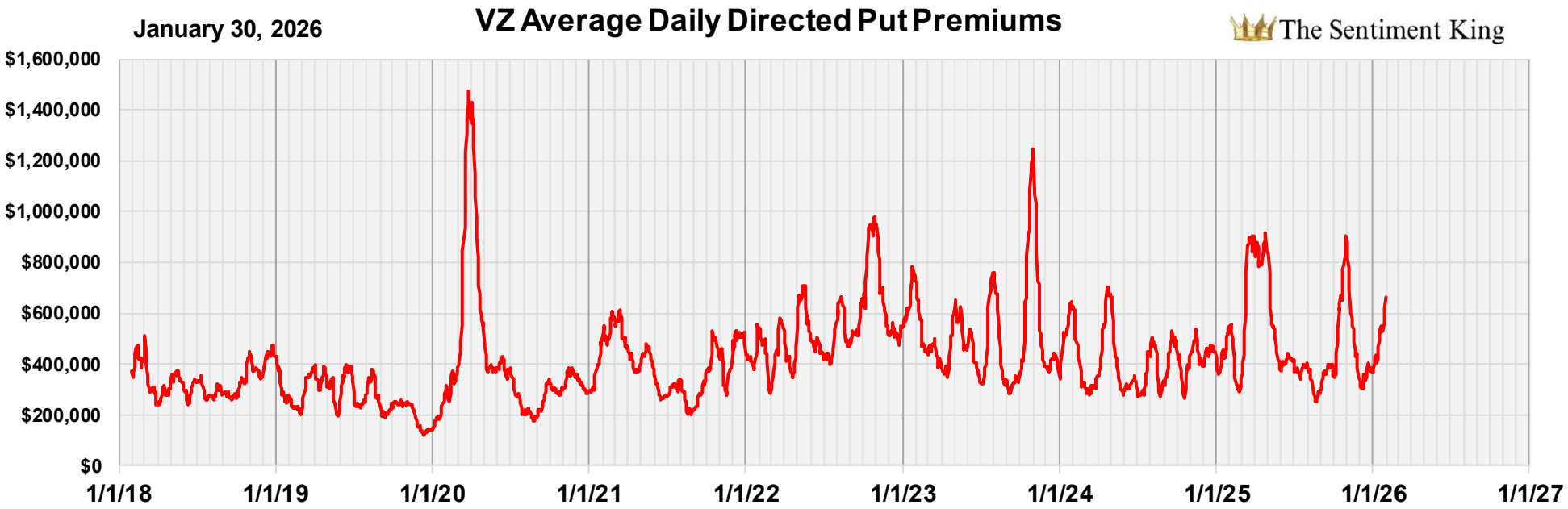
January 30, 2026
VZ Average Daily Directed Put Premiums
The Sentiment King
$1,600,000
$1,400,000
$1,200,000
$1,000,000
$800,000
$600,000
$400,000
$200,000
$0
1/1/18
1/1/19
1/1/20
1/1/21
1/1/22
1/1/23
1/1/24
1/1/25
1/1/26
1/1/27

January 30, 2026

VZ

Sentiment King

100 Day RSI

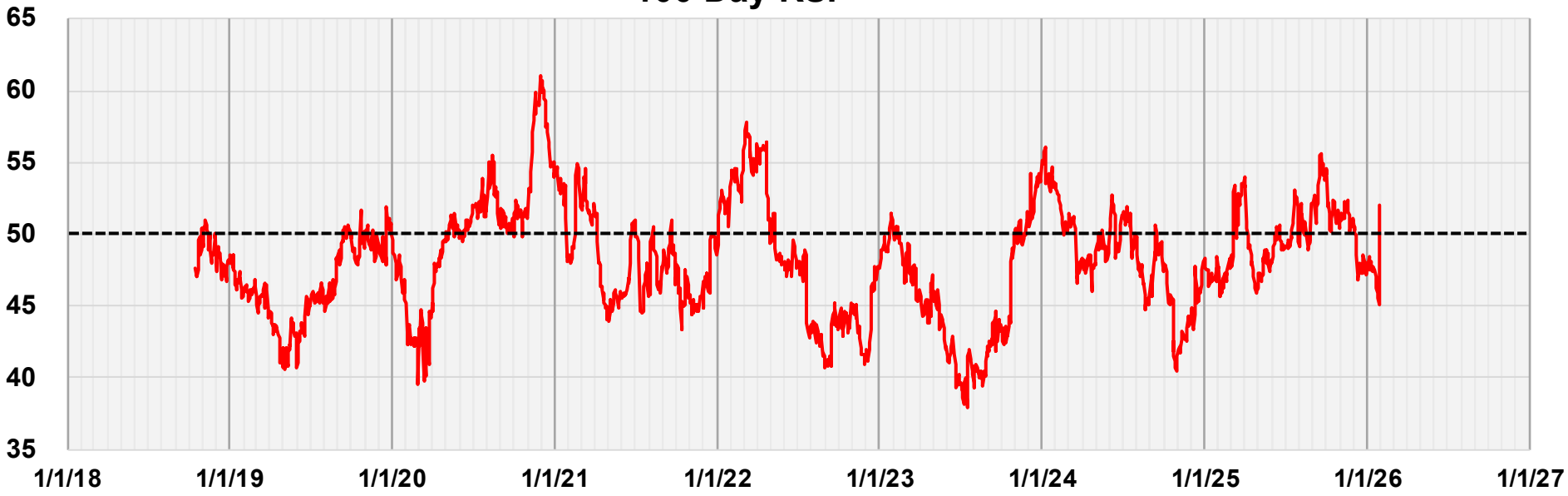

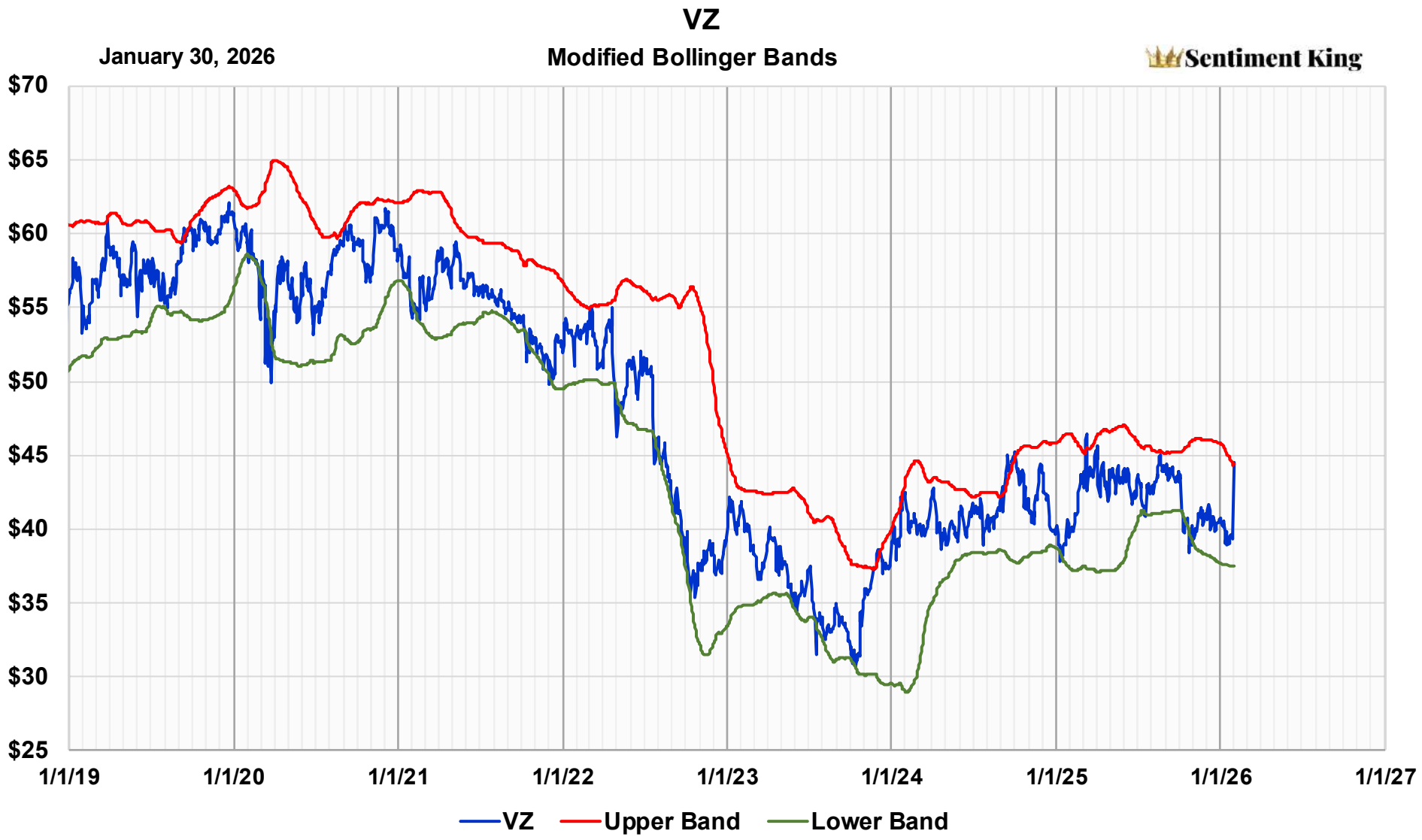
VZ
January 30, 2026
Modified Bollinger Bands
Sentiment King
$70
$65
$60
$55
$50
$45
$40
$35
$30
$25
1/1/19
1/1/20
1/1/21
1/1/22
1/1/23
1/1/24
1/1/25
1/1/26
1/1/27
VZ
Upper Band
Lower Band

January 30, 2026
WFC
Sentiment King
$120
$95
$70
$45
$20
1/1/18
1/1/19
1/1/20
1/1/21
1/1/22
1/1/23
1/1/24
1/1/25
1/1/26
1/1/27

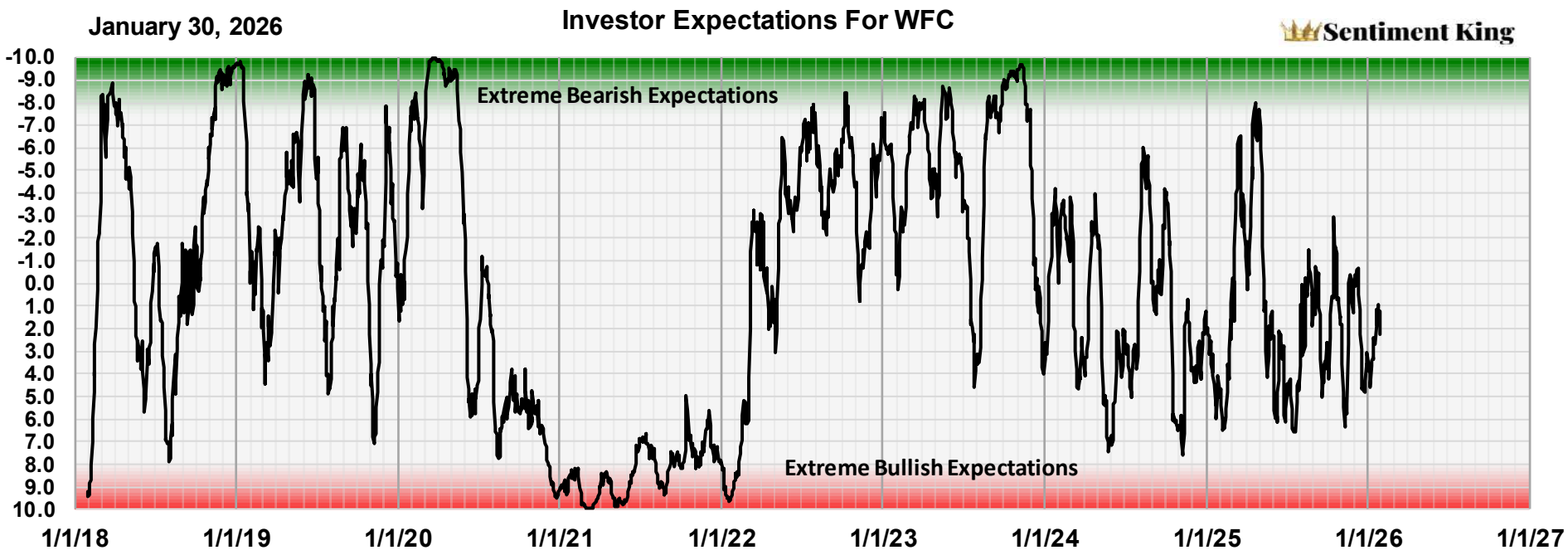
January 30, 2026
Investor Expectations For WFC
Sentiment King
Extreme Bearish Expectations
Extreme Bullish Expectations
-10.0
-9.0
-8.0
-7.0
-6.0
-5.0
-4.0
-3.0
-2.0
-1.0
0.0
1.0
2.0
3.0
4.0
5.0
6.0
7.0
8.0
9.0
10.0
1/1/18
1/1/19
1/1/20
1/1/21
1/1/22
1/1/23
1/1/24
1/1/25
1/1/26
1/1/27

January 30, 2026
WFC
Sentiment King
$120
$95
$70
$45
$20
1/1/18
1/1/19
1/1/20
1/1/21
1/1/22
1/1/23
1/1/24
1/1/25
1/1/26
1/1/27

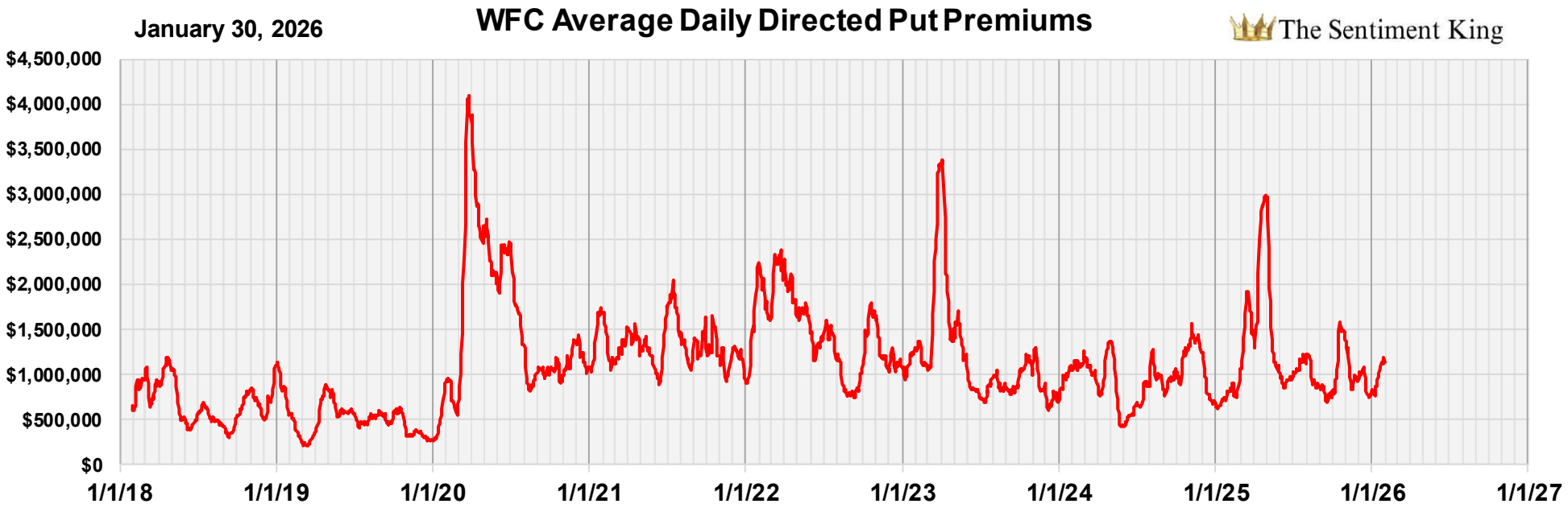
January 30, 2026
WFC Average Daily Directed Put Premiums
The Sentiment King
$4,500,000
$4,000,000
$3,500,000
$3,000,000
$2,500,000
$2,000,000
$1,500,000
$1,000,000
$500,000
$0
1/1/18
1/1/19
1/1/20
1/1/21
1/1/22
1/1/23
1/1/24
1/1/25
1/1/26
1/1/27

January 30, 2026

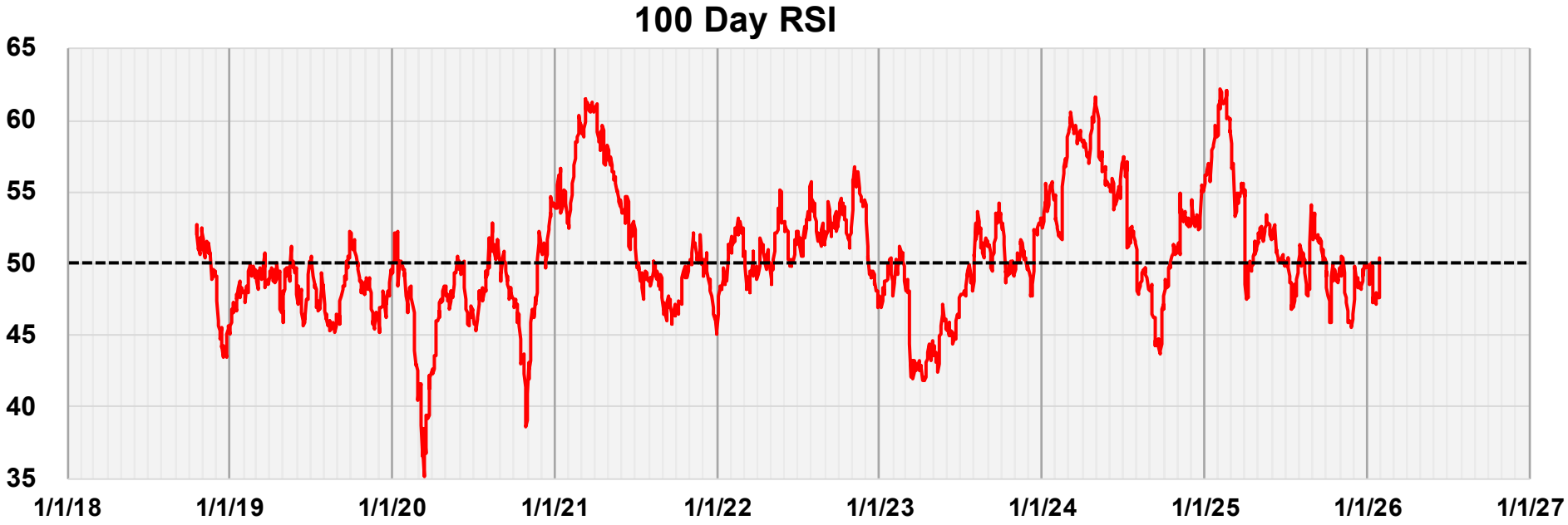

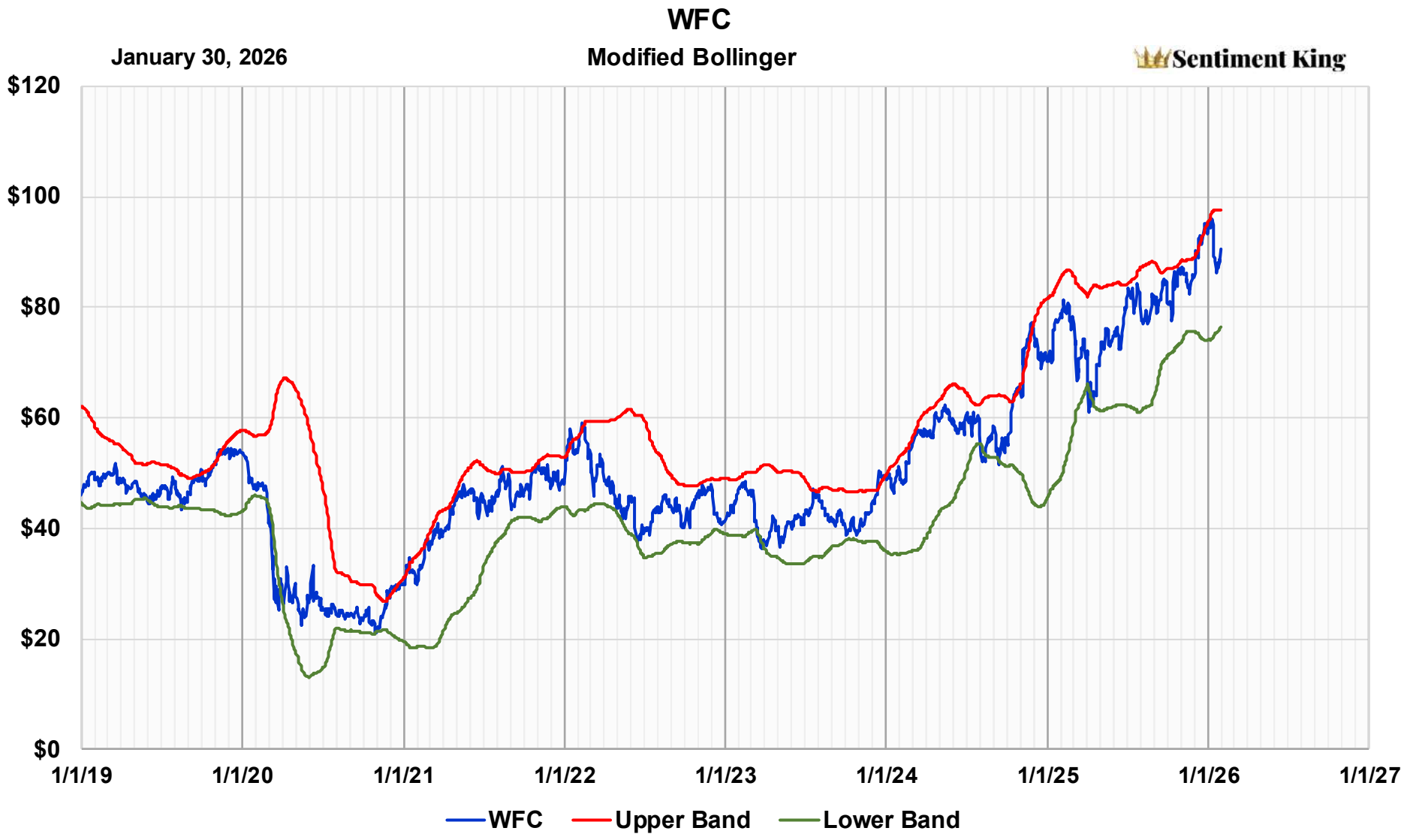
WFC
January 30, 2026
Modified Bollinger
Sentiment King
$120
$100
$80
$60
$40
$20
$0
1/1/19
1/1/20
1/1/21
1/1/22
1/1/23
1/1/24
1/1/25
1/1/26
1/1/27
WFC
Upper Band
Lower Band

January 30, 2026
WMT
Sentiment King
$100
$50
$25
1/1/18
1/1/19
1/1/20
1/1/21
1/1/22
1/1/23
1/1/24
1/1/25
1/1/26
1/1/27

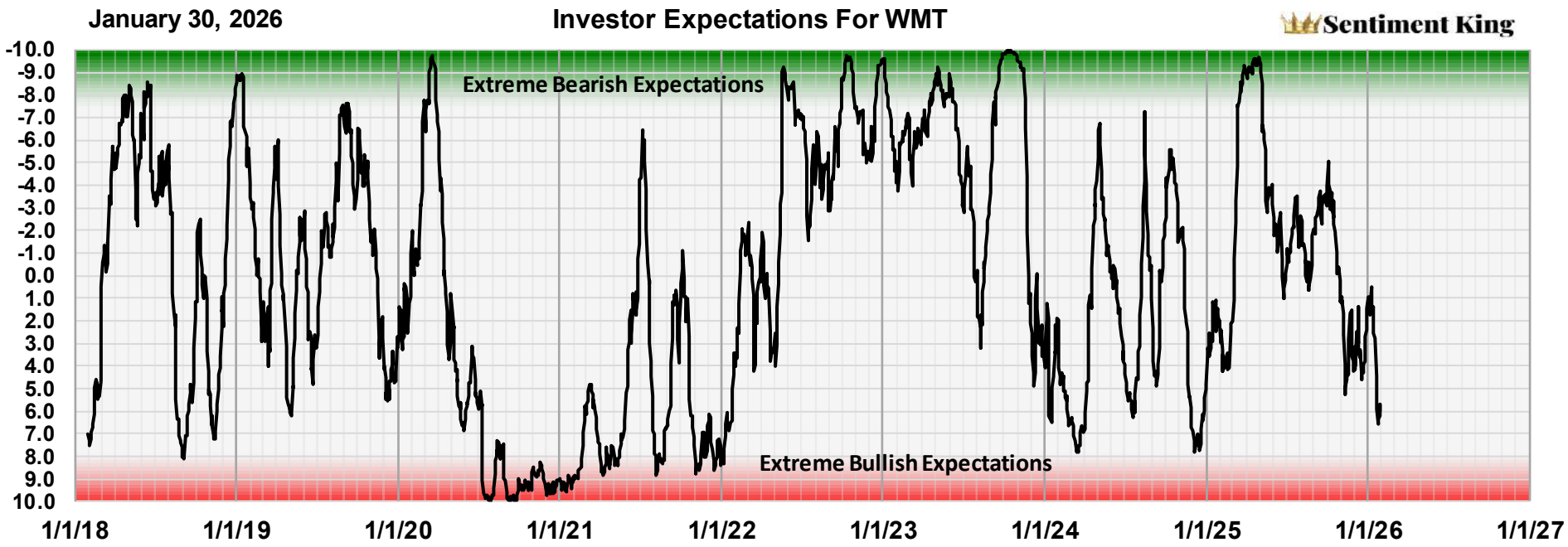
January 30, 2026
Investor Expectations For WMT
Sentiment King
Extreme Bearish Expectations
Extreme Bullish Expectations
-10.0
-9.0
-8.0
-7.0
-6.0
-5.0
-4.0
-3.0
-2.0
-1.0
0.0
1.0
2.0
3.0
4.0
5.0
6.0
7.0
8.0
9.0
10.0
1/1/18
1/1/19
1/1/20
1/1/21
1/1/22
1/1/23
1/1/24
1/1/25
1/1/26
1/1/27

January 30, 2026
WMT
Sentiment King
$100
$50
$25
1/1/18
1/1/19
1/1/20
1/1/21
1/1/22
1/1/23
1/1/24
1/1/25
1/1/26
1/1/27

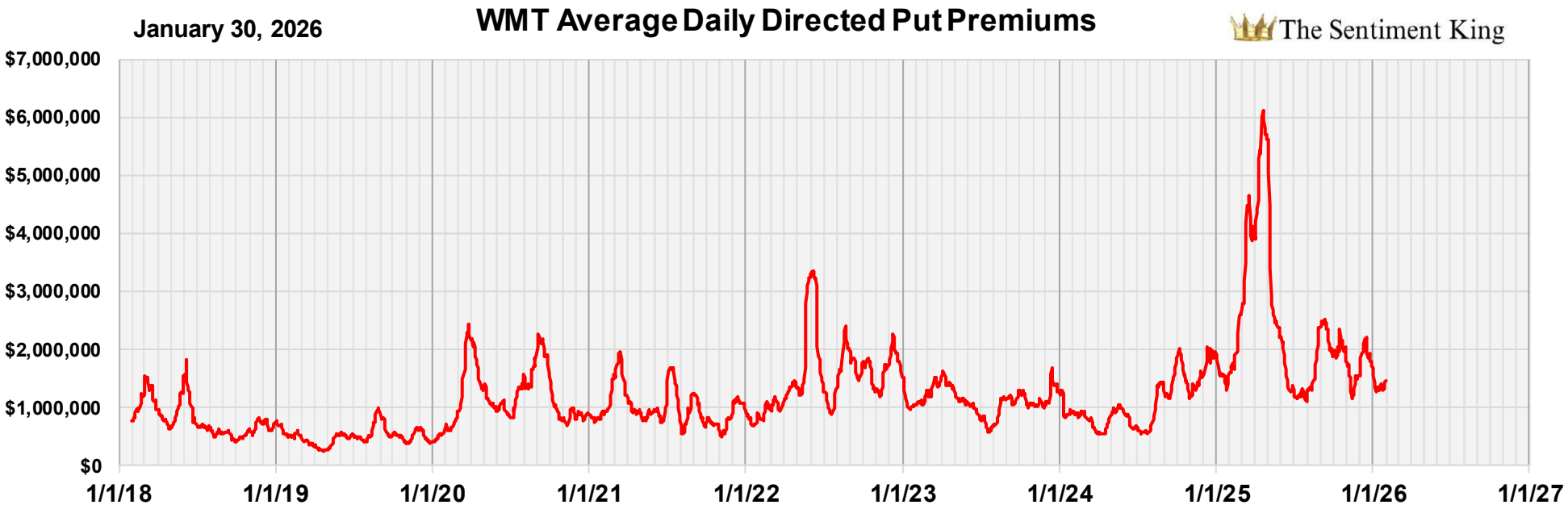
January 30, 2026
WMT Average Daily Directed Put Premiums
The Sentiment King
$7,000,000
$6,000,000
$5,000,000
$4,000,000
$3,000,000
$2,000,000
$1,000,000
$0
1/1/18
1/1/19
1/1/20
1/1/21
1/1/22
1/1/23
1/1/24
1/1/25
1/1/26
1/1/27

January 30, 2026

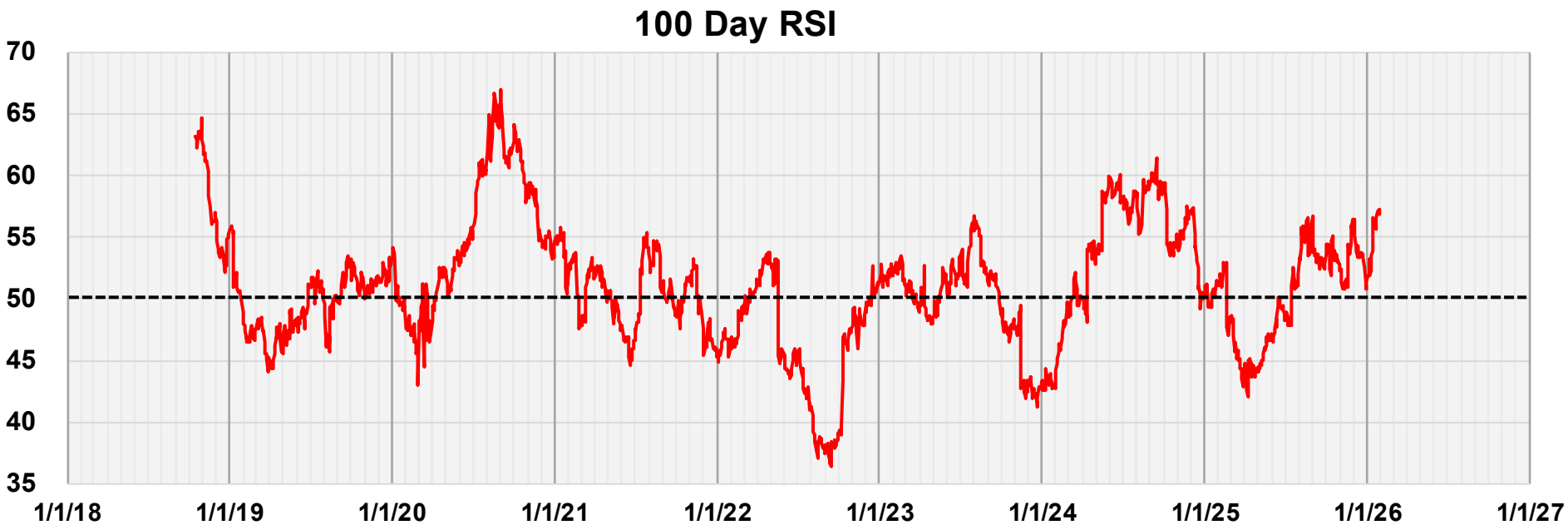

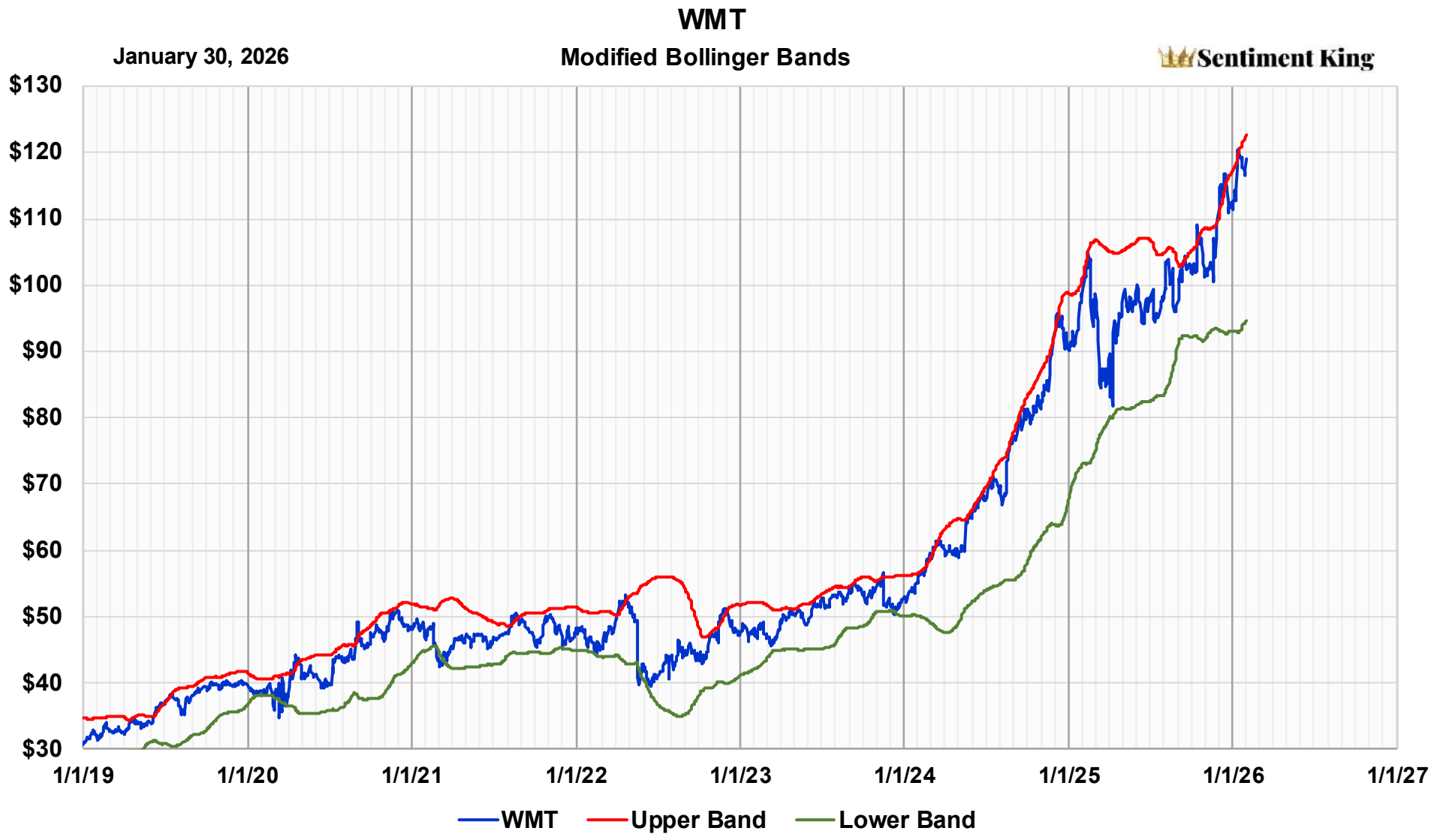
WMT
January 30, 2026
Modified Bollinger Bands
Sentiment King
$130
$120
$110
$100
$90
$80
$70
$60
$50
$40
$30
1/1/19
1/1/20
1/1/21
1/1/22
1/1/23
1/1/24
1/1/25
1/1/26
1/1/27
WMT
Upper Band
Lower Band

January 30, 2026
XOM
Sentiment King
$200
$100
$50
$25
1/1/18
1/1/19
1/1/20
1/1/21
1/1/22
1/1/23
1/1/24
1/1/25
1/1/26
1/1/27

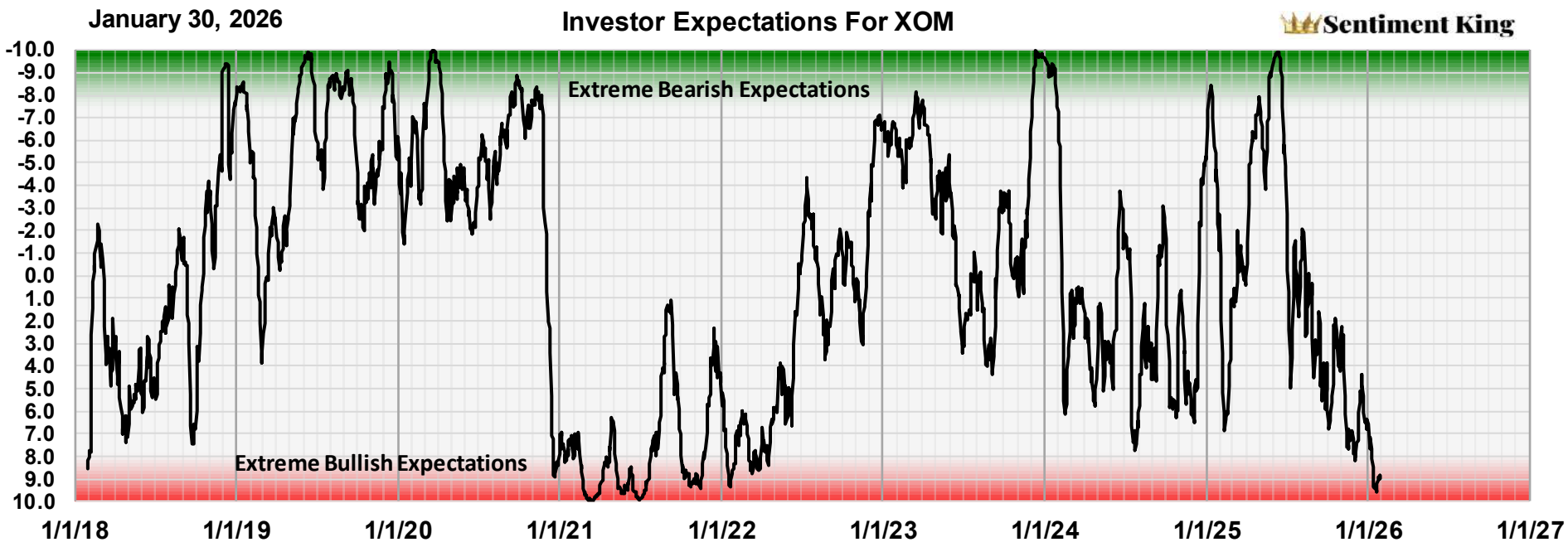
January 30, 2026
Investor Expectations For XOM
Sentiment King
Extreme Bearish Expectations
Extreme Bullish Expectations
-10.0
-9.0
-8.0
-7.0
-6.0
-5.0
-4.0
-3.0
-2.0
-1.0
0.0
1.0
2.0
3.0
4.0
5.0
6.0
7.0
8.0
9.0
10.0
1/1/18
1/1/19
1/1/20
1/1/21
1/1/22
1/1/23
1/1/24
1/1/25
1/1/26
1/1/27

January 30, 2026
XOM
Sentiment King
$200
$100
$50
$25
1/1/18
1/1/19
1/1/20
1/1/21
1/1/22
1/1/23
1/1/24
1/1/25
1/1/26
1/1/27

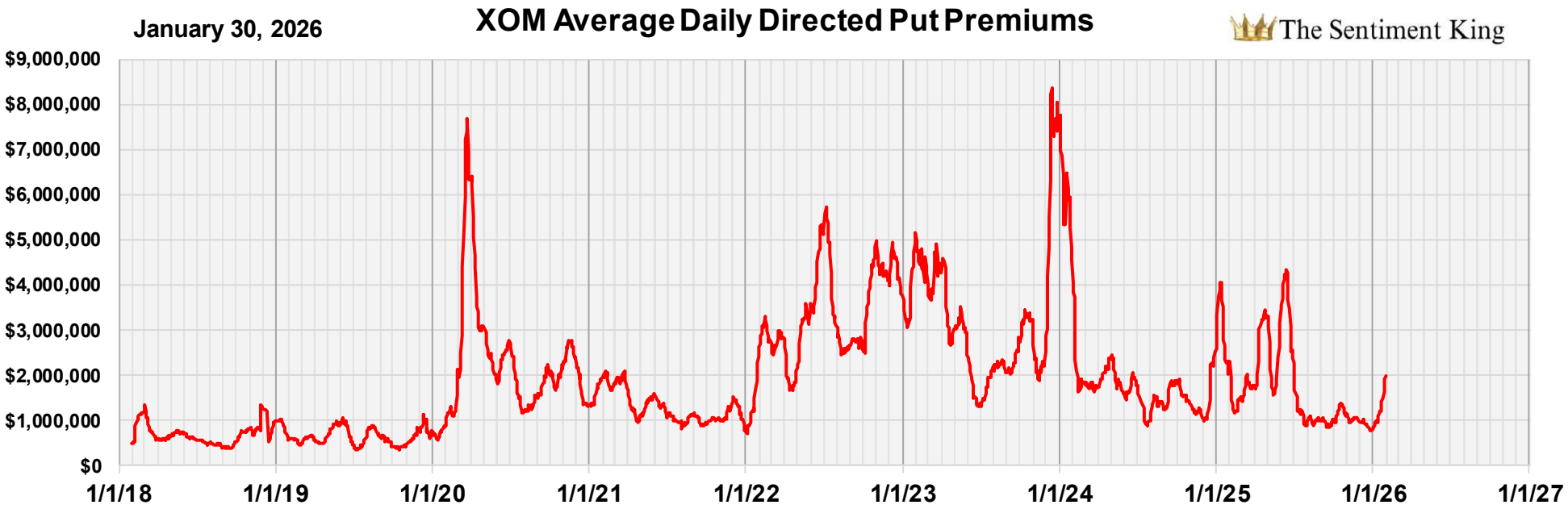
January 30, 2026
XOM Average Daily Directed Put Premiums
The Sentiment King
$9,000,000
$8,000,000
$7,000,000
$6,000,000
$5,000,000
$4,000,000
$3,000,000
$2,000,000
$1,000,000
$0
1/1/18
1/1/19
1/1/20
1/1/21
1/1/22
1/1/23
1/1/24
1/1/25
1/1/26
1/1/27

January 30, 2026

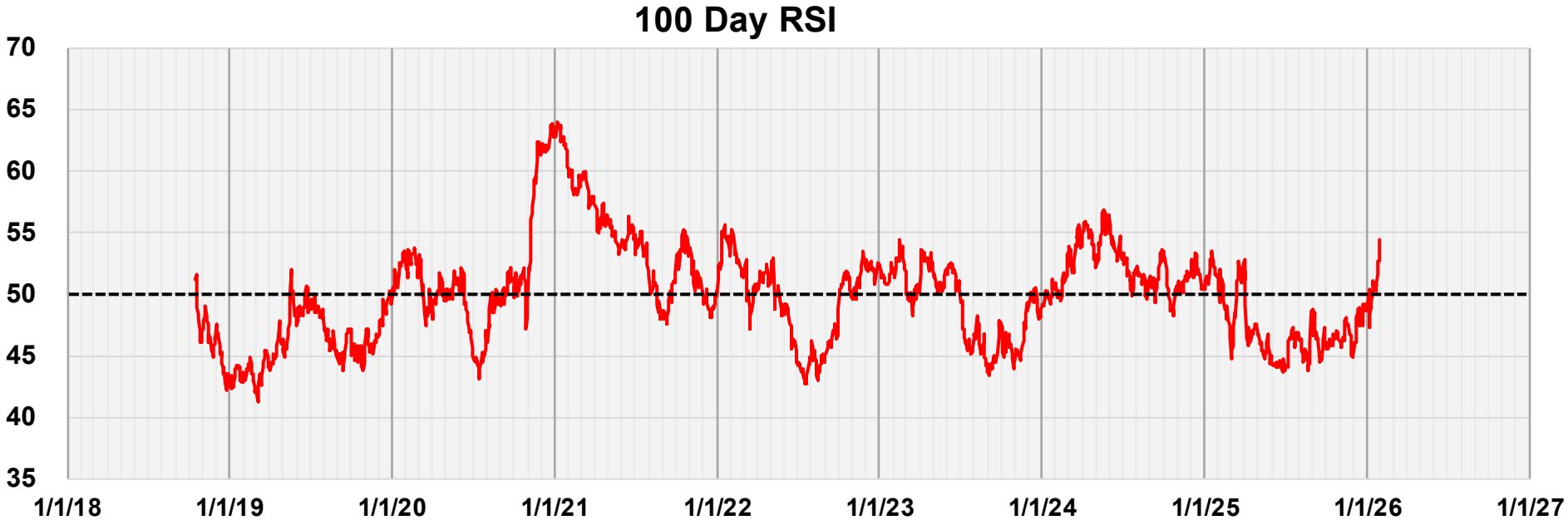

XOM
January 30, 2026
Modified Bollinger Bands
Sentiment King
$160
$140
$120
$100
$80
$60
$40
$20
1/1/19
1/1/20
1/1/21
1/1/22
1/1/23
1/1/24
1/1/25
1/1/26
1/1/27
XOM
Upper Band
Lower Band